

New York Yankees

2012 Postseason Media Guide



New York Yankees

2012 NEW YORK YANKEES POSTSEASON MEDIA GUIDE AND RECORD BOOK

Official Publication of the New York Yankees

Yankee Stadium • One East 161st Street • Bronx, NY 10451

Media Relations: (718) 579-4460 • Fax: (718) 293-8414

E-mail: media@yankees.com, credentials@yankees.com • Twitter: @YankeesPR

Produced by the Yankees Media Relations Department

Jason Zillo, Jason Latimer, Michael Margolis, Lauren Moran, Kenny Leandry,
Alexandra Trochanowski and Germania Dolores Hernandez.

Contributors and Special Thanks to: Baseball Reference, *Elias Sports Bureau*, Tom Hirdt, Kate Kehoe, Pat Kelly, Gina Mason,
National Baseball Hall of Fame and Museum, Preston Petri and Zachary Finkelstein.

Photos throughout book courtesy of: *New York Yankees, Baseball Hall of Fame and Museum, Getty Images, New York Daily News, Photo File and Library of Congress.*

Table of Contents

2012 Season Summary	2-3
2012 HOPE Week	4-5

2012 Yankees

Manager Joe Girardi	6-9
Yankees Coaches	10-16
Additional Staff	17-18
How the Yankees Were Built	19
2012 Yankees Biographies	20-128
Additional Yankees in 2012	129-135

2012 Season


Transactions	136-137
Day-by-Day	138-140
Final Standings	141
Final Stats	142
Fielding Stats / Starters by Pos. & Order	143
Starters/Relievers/Pinch-Hitters	144
Highs and Lows	145-146
Pitchers as Batters / Lineups Used	147
Game Summaries	148-164

Yankees Postseason Review

Yankees Year-by-Year Results	165-166
Yankees Postseason Appearance List	167
Managers / General Mgrs.	168
Notable Postseason Home Runs	169-170
Postseason Awards Won by Yankees	171
Single-Inning Postseason Highs	171
Postseason Leaders	172
Postseason High & Lows	173-174
World Series Leaders	175
World Series High & Lows	176-177
ALCS Leaders	178
ALCS High & Lows	179-180
Division Series Leaders	181
Division Series High & Lows	182-183
Year-by-Year Postseason Review	184-203
Murderers' Row - 85th Anniversary	204
Yankee Stadium by the Numbers	205
Yankee Stadium Stadium Map	206
2012 Team Photo	207

Addendum

2012 Organizational Summary	1-10
-----------------------------------	------



Bill "Moose" Skowron

Dec. 18, 1930 - April 26, 2012

A first baseman on four World Championships with the Yankees (1956, '58, '61 and '62), Skowron appeared in eight World Series overall - including a fifth Series win with the Dodgers in 1963. He hit 8HR in 39 career World Series games. In the 1958 Fall Classic, he drove in what proved to be the game-winning run with a 10th-inning RBI single in Game 6 to force a decisive Game 7, where he hit a three-run HR in the eighth inning of the Yankees' victory.

"There weren't many better guys than Moose. He was a dear friend and a great team man." - Yogi Berra

Season Summary

RETURN TO THE POSTSEASON: With their win on 9/30 at Toronto and the Angels' loss in game two of their doubleheader at Texas, the Yankees earned a spot in the 2012 postseason...with their win in the final regular season game vs. Boston, the Yankees clinched the AL East Division title for the 13th time in the last 17 seasons...this season marks the 17th postseason appearance for the Yankees in the last 18 years (1995-2007, '09-12) - the only such stretch in Baseball history (credit: Stats, LLC)... is the team's 51st postseason berth all time, most for any MLB franchise... is also the Yankees' 18th AL East title since divisional play began in 1969 (most all time, Atlanta-16)... clinched their 48th first-place finish, the most of any North American professional sports franchise (includes a "first-half" title in the strike-shortened 1981 season).

» **Manager Joe Girardi** became the fourth Yankees skipper to lead the club to four consecutive postseason appearances, joining Joe McCarthy, Casey Stengel and Joe Torre... finished the season with the best record in the AL (95-67, .586).

» Recorded 95 wins in a season for the fourth straight year and 10th time in the last 12 campaigns.

AT THE TOP: The Yankees were in first place (either tied or alone) each day since the start of play on 6/12 through the end of the season, a streak of 114 consecutive days...marked their longest such stretch atop the AL East since 2004 when they held sole possession of first place for each of the final 126 days of the season...included a stretch of 84 consecutive days in sole possession of first in the division from 6/13-9/3.

BOMB SQUAD: The Yankees led the Majors with a franchise-record 245HR (surpassing the previous mark of 244 set in 2009)...hit 138HR at home and 107R on the road...tied the 1996 Seattle Mariners for the seventh-most in a season all-time...became the first team to homer in 131 games in a single season... reached the 200-homer plateau for the 12th time in the last 13 years since 2000 (all but 2008)...scored 48.4% of their runs on HRs this season.

» Had nine players with at least 15HR this season (Cano, Chavez, Granderson, Ibanez, Jeter, Martin, Rodriguez, Swisher and Teixeira)...marks the franchise's most players with at least 15HR in a single season and ties the Major League record (also the 2005 Indians and 2005 Rangers).

» Had 10 players with at least 10HR, most for any team in 2012 and tying the franchise record (also 1998).

» **CF Curtis Granderson** led the team with 43HR, the most by a Yankee whose primary position was centerfield since Mickey Mantle in 1961 (54).

NOTHING FREE: The Yankees walked just 431 batters in 2012, the fewest in the AL and the fourth-fewest in the Majors...marked their fewest walks allowed since 2003 (375), which was also the last time they led the AL.

A COOLER BREEZE: The Yankees struck out a single-season franchise-record 1,318 batters this year...surpassed the previous mark of 1,266K set in 2001.

FIRST THINGS FIRST: The Yankees scored in the first inning 60 times this season... scored 118 total runs in the first inning in 2012, their most scored in any frame in 2012, tying San Francisco for the second-most first-inning runs by any team in 2012 behind Colorado (123).

UNLOADING: The Yankees hit a Major League-leading 10 grand slams in 2012, matching their franchise record for the fourth time - and third straight year (also 1987, 2010-11)...have combined for a Major League-high 30 grand slams over the last three seasons, more than double the next-closest team (Chicago-AL with 14).

COMEBACK KIDS: The Yankees recorded 46 comeback wins, tied with Cincinnati for most in the Majors in 2012... their win on 10/2 marked their only win this year when trailing at the end of the eighth and snapped a streak of 90 straight regular season losses in those games dating back to 2011... had been the longest streak of its kind in the Majors and the longest by the Yankees since a 92-game stretch spanning the 1989 and 1990 seasons (credit: *Elias*).

RUN AROUND: The Yankees ranked second in the Majors with 804 runs scored in 2012 (only Texas, 808, had more)...marked their fewest runs in a season since 2008 (789)...advanced to the postseason with as little as 804R in a season for the first time since 2001.

» Scored at least 10R in nine of their last 23 games of the season after doing so just eight times over their first 139 contests...scored a Major League-most 174 runs in Sept./Oct.

» The Yankees had just one player reach 100RBI (Curtis Granderson), becoming the first team to score as many runs with only one player recording at least 100RBI since 2009 when Boston and Philadelphia had one guy and Colorado had none).

#WINNING: The Yankees secured their 20th consecutive winning season in 2012 (dating back to 1993)... according to the *Elias Sports Bureau*, their streak of 20 straight winning seasons is the second-longest streak of consecutive seasons above .500 for any Major League franchise trailing only the Yankees' run of 39 straight from 1926-64.

START US UP: Yankees starters were a combined 71-50 (.587), marking the best winning percentage among all AL starting staffs (fifth-best in the Majors).

SIDELINED: The Yankees used the disabled list 17 times in 2012 for 16 different players...placed a total of 11 players on the 60-day D.L., including four that spent the entire season there...the Yankees combined to miss a total of 1,510 games on the D.L. in 2012.

CLOSE CALLS: The Yankees had 56 of their 77 games following the All-Star break decided by three runs or less, including 17 of their final 22...over the "second half," had 40 games of two-runs or less and 26 one-run contests...had 24 of their last 39 contests decided by two runs or fewer.

»Went 22-25 in one-run games... won nine of their last 17 one-run games after a streak of eight straight losses in such games from 7/19-8/7.

»26 of the team's 34 losses after the All-Star break were by three runs or less, falling by a combined 41 runs over those defeats.

PITCHING IN: The Yankees had three starters (Phil Hughes, Hiroki Kuroda and CC Sabathia), each with at least 15 wins in the same season for the first time since 2006 (Randy Johnson-17, Mike Mussina-15 and Chien-Ming Wang-19)... had four pitchers with at least 12 wins (also Nova) for the first time since 2003.

GO, GO, CANO: **2B Robinson Cano** hit .313 (196-for-627) with 105R, 48 doubles, 33HR and 94RBI in 161 games...tied his career high in doubles (also 2009) and established a career high in home runs... joins Milwaukee's Ryan Braun as the only players to score at least 100R in each of the last four seasons.

»Led all Major League second basemen in games played (161), hits (196), doubles (48), home runs (33), RBI (94) and batting average (.313)...tied the Rangers' Ian Kinsler for most runs among ML second basemen (105).

»Recorded multiple hits in each of his final nine games of the season (9/25-10/3), batting .615 (24-for-39) with 7 doubles, 3HR and 14RBI over the stretch...marked his longest career stretch of multi-hit games...the only Yankee with a longer streak is Bernie Williams (10 straight from 8/9-20/02).

BACKUP SANDMAN: **RHP Rafael Soriano** went 2-1 with 42 saves (in 46 opportunities) and a 2.26 ERA (67.2IP, 17ER) in 69 relief appearances with the Yankees in 2012... finished tied for third in the Majors in saves, trailing only Baltimore's Jim Johnson (51) and Tampa Bay's Fernando Rodney (48).

»Marked the 10th-highest single-season save total in franchise history and the ninth-best single-season save percentage (91.3) in Yankees history (min: 20 save chances).

»His 42 saves after 5/3 (when Mariano Rivera went on the D.L.) were second in the Majors to Jim Johnson's 44.

FROM THE LEFT SIDE: The Yankees were 37-24 (.607) against left-handed starters in 2012, the top winning pct. in the AL and fourth-highest in the Majors.

HOME COOKIN': The Yankees were a Major League-best 51-30 (.630) at home in 2012...have collected at least 50 wins at home in each of their first four seasons at the current Yankee Stadium...Yankee Stadium became the second stadium to host the postseason in each of the first four years of its existence, joining Atlanta's Turner Field (first six)—credit: *Elias*.

SUPPORT SHOWS: The Yankees drew an AL-high 3,542,406 fans to Yankee Stadium in 2012... also led the AL with an average of 43,733 fans at home this year, both marks were second in the Majors to only Philadelphia (3,565,718 and 44,021)...marked the 10th consecutive season the Yankees led the AL in attendance...the organization also led the Majors in road attendance (2,766,502)...the Yankees' combined draw of 6,308,908 fans topped the Majors and was the most in the AL for the 14th consecutive season.

LOGAN'S RUN: **LHP Boone Logan** made a career-high 80 appearances in 2012...marked the most relief appearances for a left-handed pitcher in a single season in franchise history... were the most appearances by any pitcher in a season under Joe Girardi...became one of just four Yankee pitchers to appear in at least 80 games in a season, joining Paul Quantrill (86 in 2004), Scott Proctor (83 in 2006) and Tom Gordon (80 in 2004).

GOLDEN GLOVES: The Yankees posted a .987 fielding percentage, committing just 74 errors...both stats were the third-best marks in the Majors in 2012...the 74 miscues were the second-fewest committed by the Yankees in a non-strike-shortened season, trailing only the franchise-record 69E in 2010.

CAPTAIN'S LOG: **SS Derek Jeter** hit .316 (216-for-683) with 99R, 32 doubles, 15HR and 58RBI in 159 games.

»Led the Majors with 216 hits this season, marking his second-most hits in a single season (219H in 1999...was his second season leading the Majors in hits (also 1999), becoming the first player in franchise history to finish a season as the outright Major League leader in hits multiple times...is just the fourth player to record a 200-hit season 14-or-more years after his first one, joining Ty Cobb, Pete Rose and Paul Molitor... only one other player as old as Jeter (age 38) finished a season as the Major League leader in hits (Pete Rose – 140H for the Reds in the strike-shortened 1981 season at age 40)—credit: *Elias*.

»His 200th hit came in his 145th game of the season, matching his fewest games needed to reach 200H (also 145 games in 1999 and 2009).

»Also ranked among AL leaders in at-bats (first), average (fifth) and runs (ninth)...tied Miguel Cabrera for the most multi-hit games (64) in the Majors...also led the AL in road average (.347) and avg. vs. LHP (.364).

Yankees HOPE Week



The Yankees were proud to celebrate their fourth annual HOPE Week (Helping Others Persevere & Excel) in 2012 – an initiative rooted in the fundamental belief that acts of goodwill provide hope and encouragement to more than just the recipient of the gesture.

Each day during HOPE Week from Monday, June 25 through Friday, June 29, the Yankees reached out to an individual, family or organization worthy of recognition and support. Though each day's celebration culminated at Yankee Stadium, outreach often took place away from the field. Whenever possible, the Yankees attempted to personally connect with individuals in the settings of their greatest success or locations that honored the spirit of their endeavors.

Initiated in 2009, HOPE Week is about people helping people. The one thing everybody has – no matter where they come from, what their financial situation is or what kind of skills they possess – is time.

A unique aspect of HOPE Week is that every player on the roster, Manager Joe Girardi, his coaching staff, General Manager Brian Cashman and many front office employees all participated in the outreach during the week.

Equally significant during HOPE Week is garnering publicity for the highlighted causes and organizations. The greatest challenge facing many not-for-profits is generating interest, awareness and funding for their missions.

Additionally, nonprofit 501(c)3 organizations related to the 2012 honorees each received a \$10,000 gift from the Yankees Foundation to assist and encourage them to continue their good works.

The Yankees encourage all their fans to get involved...Give HOPE!

MONDAY, JUNE 25

The Yankees began HOPE Week 2012 by celebrating Flying Manes. Yankees players **Mark Teixeira, Eric Chavez** and **Jayson Nix**, along with **pitching coach Larry Rothschild** surprised the special-needs children and their instructors during one of their therapeutic horse-riding classes at the Riverdale Equestrian Centre in the Bronx. The Yankees helped students with grooming the horses, and also assisted in leading and walking beside the horses during the riding lesson.



Mark Teixeira [C] joins Flying Manes participant Owen in a therapeutic ride around the complex in the Bronx.

TUESDAY, JUNE 26

Yankees players **Robinson Cano, Curtis Granderson, Hiroki Kuroda** and **Boone Logan** surprised Jorge Munoz – dubbed “An Angel in Queens” – in the kitchen of his home and helped him



Robinson Cano [L] and Curtis Granderson [R] stepped into Jorge Munoz’s kitchen to lend a hand to the “Angel in

cook the daily meal he prepares for 140 people who would otherwise go hungry. Shortly after the start of the game, Yankees General Manager Brian Cashman, Yankees front office staff and HOPE Week Alumni joined Jorge in traveling back to Queens to feed the hungry at his usual time and location (9:30 p.m. underneath the elevated subway tracks at Roosevelt Avenue and 73rd Street).

ORGANIZATIONAL INITIATIVE

The Yankees are proud that in 2012, each of their six U.S.-based affiliates held their own HOPE Weeks, truly making the initiative one that the entire organization stands behind in words and in action.



WEDNESDAY, JUNE 27

The Yankees surprised five-year-old Andy Fass at their game vs. Cleveland game with a postgame party at the MLB Fan Cave in Manhattan. Yankees players **Derek Jeter, CC Sabathia, Phil Hughes, Clay Rapada** and **Chris Stewart** along with **third-base coach Rob Thomson, first base coach Mick Kelleher** and **hitting coach Kevin Long** escorted the Fass family and friends down to the Fan Cave, for a private tee-ball lesson and other games with children who also deal with Andy's condition of albinism.



Yankees Hitting Coach Kevin Long gives some tips to honoree Andy Fass at the

THURSDAY, JUNE 28

The Yankees celebrated GlamourGals, a non-profit organization comprised of male and female high school and college-age volunteers who give manicures and makeovers to the elderly at senior homes. The organization's goal is to foster self-esteem and mutual respect while building meaningful relationships.



Nick Swisher glams up Selma Gheiberg during the event with GlamourGals in the

Yankees players **Nick Swisher, David and Erin Robertson** and **Brett and Jessica Gardner** surprised the GlamourGals at the East Haven Nursing and Senior Rehab Center in the Bronx, joining them to assist in the makeovers of the residents.

FRIDAY, JUNE 29

The New York Yankees wrapped up HOPE Week 2012 on Friday by celebrating the Children's Alopecia Project (CAP). Yankees players **Alex Rodriguez, Andruw Jones, Cory Wade, Raul Ibanez, Ivan Nova, Dewayne Wise, Joe Girardi, Freddy Garcia**, along with former Yankees **Reggie Jackson, Darryl Strawberry & David Wells** and **current Bullpen Coach Mike Harkey** threw a surprise picnic for CAP



Former Yankee David Wells-painting the head of Callie- joined the team for a fun-filled day with CAP

kids who suffer from Alopecia, an autoimmune disease in which the immune system mistakenly attacks hair follicles, leading to hair loss on the scalp and elsewhere in varying degrees, affects approximately 4 million Americans. Yankees players and CAP kids enjoyed face- and head-painting, a scavenger hunt, lunch and games at the New York Botanical Gardens in the Bronx. In addition, the Yankees were proud to welcome Rutgers alum Eric LeGrand who took part in the day's events as a HOPE Week Ambassador.

Once again, in conjunction with HOPE Week, the White House's Corporation for National and Community Service awarded HOPE Week honorees "President's Volunteer Service Awards," bestowed by the President to salute volunteers who strengthen the nation's culture of service. The Steinbrenner family was also honored with the President's Volunteer Service Award during the week, given "in recognition and appreciation of commitment to strengthening the Nation and for making a difference through volunteer service."

United We Serve
SERVE.GOV

Corporation for
NATIONAL & COMMUNITY SERVICE

JOE GIRARDI

NUMBER

28

POSITION

MANAGER



FULL NAME

Joseph Elliott Girardi

2012 OPENING DAY AGE

47

BIRTHDATE

October 14, 1964

BIRTHPLACE

Peoria, Ill.

RESIDES

Purchase, N.Y.

COLLEGE

Northwestern University

CAREER HIGHLIGHTS

BBWAA

N.L. Manager of the Year

▶ 2006

Sporting News

N.L. Manager of the Year

▶ 2006

N.L. All-Star Team

▶ 2000

STATUS

- ▶ Re-signed to a three-year contract on October 29, 2010, extending through the 2013 season...was named the 32nd manager in club history on October 30, 2007, becoming the 17th Yankees manager to have played for the club and fourth former Yankees catcher to skipper the team (also Bill Dickey, Ralph Houk and Yogi Berra).

POSTSEASON

- ▶ Is the only current manager to take his team to the postseason in each of the last four seasons.
- ▶ Is the fourth Yankees skipper to lead the club to four consecutive postseasons, joining Joe McCarthy, Casey Stengel and Joe Torre.

AT THE HELM IN 2012

- ▶ Guided the Yankees to an AL-best 95-67 (.586) finish, the third-best record in the Majors behind Washington (98-64, .605) and Cincinnati (97-65, .599).
- ▶ Has 479 wins as the manager of the Yankees, third-most in franchise history through a manager's first five seasons with the team...Casey Stengel (1949-53) and Joe Torre (1996-2000) share the record with 487 victories (credit: *Elias*).
- ▶ Earned his 500th career win as manager on 6/15 at Washington...earned his 420th win as Yankees manager on 6/12 at Atlanta, surpassing Clark Griffith (419) for sole possession of seventh place on the Yankees' all-time managerial wins list...reached 400 wins as Yankees manager on 5/8 vs. Tampa Bay.
- ▶ Was ejected four times in 2012 (9/4 loss at Tampa Bay – Tony Randazzo, 8/9 win at Detroit – Tim Welke, 6/2 loss at Detroit – Bob Davidson and 4/27 win vs. Detroit – Joe West)...has been ejected 21 times in his career, 18 times as a Manager (16 as Yankees manager) and 17 times as a Yankee (also 8/6/99 as a player)
- ▶ Since taking over in 2008, the Yankees lead the Majors with a .986 fielding percentage.
- ▶ At 47 years old, is the fourth-youngest manager in the Majors, behind St. Louis' Mike Matheny (42), Seattle's Eric Wedge (44) and Chicago-AL's Robin Ventura (45).

IN THE WIN COLUMN

Owns a 557-415 (.573) career managerial record, trailing only Sparky Anderson (581), Davey Johnson (575), Al Lopez (570) and Frank Chance (570) for the most wins by any manager in his first six years at the helm (credit: *Elias*).

MANAGERIAL/COACHING CAREER

- ▶ Guided the 2011 Yankees to the best record in the AL (97-65, .599), owning first place in the AL East, or at least a share of first for 98 days, including each of the final 26.
- ▶ Managed his 500th game with the Yankees in 4/17/11 win vs. Texas, becoming the ninth manager in franchise history to reach the plateau (also Clark Griffith, Ralph Houk, Miller Huggins, Billy Martin, Joe McCarthy, Buck Showalter, Casey Stengel and Joe Torre)...only Houk, McCarthy and Stengel had a better record than Girardi (296-204) through their first 500 games as Yankees manager—credit: *Elias*.
- ▶ The 2011 squad became the fourth team in Baseball history to record at least 220HR and 1405B, joining Colorado (1996), Toronto (1998) and Texas (2009).
- ▶ Led the 2010 Yankees to the second-best record in the AL (95-67) and back to the postseason, falling to Texas in six games in the ALCS...the club led the Majors with 48 come-from-behind wins, including six when trailing after the end of the eighth inning...did not lose more than four straight games, and were the last team in the Majors to be swept in a series of at least three games (9/10-12 at Texas).
- ▶ Led the Yankees to their 27th World Championship in 2009 in his second season, becoming the ninth Yankees manager to win a World Series...in his postseason managerial debut, joined Ralph Houk and Billy Martin as the only three Yankees to play for and manage a Yankees World Championship team...also joined Houk, Bob Lemon and Casey Stengel as the only four Yankees managers to win a World Series in their first postseason as a manager.

PLAYING CAREER

- ▶ Played parts of 15 seasons as a catcher in the Major Leagues with the Chicago Cubs (1989-92 and 2000-02), Colorado Rockies (1993-95), New York Yankees (1996-99) and St. Louis Cardinals (2003)...was a member of three World Series Championship teams in New York (1996, 1998-99) and played in a total of six postseasons with the Cubs (1989), Rockies (1995) and Yankees (1996-99).
- ▶ In 1,277 career Major League games, batted .267 (1,100-for-4,127) with 454 runs, 186 doubles, 36HR and 422RBI, finishing with a .991 career fielding percentage while throwing out 27.6% of potential base stealers...batted .184 (21-for-114) with 2 triples and 1RBI in 39 career postseason games.
- ▶ Saw his first Major League action in 1989 as the Cubs' Opening Day catcher...was the first rookie catcher to start a season opener for the Cubs since Randy Hundley in 1966...was selected to *Baseball Digest's* All-Rookie Team...played in four games of the 1989 NL Championship Series against San Francisco, recording one hit.
- ▶ Played his first full big league season in 1990...stole eight bases, the most by a Cubs catcher since Gabby Hartnett's 10 in 1924...ranked second among NL catchers in assists (61) and threw out 33.3% of baserunners attempting to steal (38-of-114).
- ▶ On 8/7/91, in his first game back after missing nearly four months with a strained lower back, suffered a broken nose in a home plate collision with the Phillies' John Kruk.
- ▶ Was selected by the Rockies with the 19th pick in the Expansion Draft from the Cubs...established career highs with 8HR, 55RBI and 63R in 1995 with the Colorado Rockies.
- ▶ Was acquired by the Yankees on 11/3/95 from the Rockies in exchange for LHP Mike DeJean...hit a career-high .294 with 2HR and 45RBI for the 1996 World Series Champions...stole 13 bases, marking the highest total among big league catchers and a record for a Yankees catcher...stole home on the front end of a double steal on 4/11 vs. Kansas City, becoming the first Yankees catcher to steal home since Jake Gibbs on 7/13/68...had two triples during the 1996 postseason, including a run-scoring three-base hit off Greg Maddux in Game 6 of the World Series at Yankee Stadium.
- ▶ Was the catcher for Dwight Gooden's no-hitter on 5/14/96 vs. Seattle...in his final season as a player with the Yankees, caught David Cone's perfect game on 7/18/99 vs. Montreal...had a career-high 7RBI on 8/23/99 in a 21-3 victory at Texas, going 4-for-6 with 2 doubles and 1 triple.
- ▶ Rejoined the Cubs organization in 2000 and earned his first and only trip to an All-Star Game that season in Atlanta as a replacement for the injured Mike Piazza (did not play)...when he homered on 5/2/00 vs. Houston off Jose Lima, it was his first Cubs home run since 5/8/92...only one player, Billy Jurges (nine years, 1938-47), had a longer span between homers with the Cubs.
- ▶ Recorded his 1,000th Major League hit on 5/27/01 vs. Milwaukee off Jimmy Haynes – a seventh-inning, game-winning, two-run double.
- ▶ Was one of the Cubs' co-captains in 2001 and 2002.
- ▶ Played his final career regular season game on 9/28/03 at Arizona with the St. Louis Cardinals...his single in the ninth inning off the Diamondbacks' Edgar Gonzalez gave him 1,100 career hits.

DID YOU KNOW??? Joe Girardi and Yogi Berra are the only Yankees catchers to be behind the plate for two regular season no-hitters. Girardi was the catcher for Dwight Gooden's no-hitter on 5/14/96 vs. Seattle and David Cone's perfect game on 7/18/99 vs. Montreal. Berra caught both of Allie Reynolds' no-hitters in 1951.

PERSONAL/MISCELLANEOUS

- ▶ Graduated high school in 1982 from the Spalding Institute (Ill.), where he was an All-State selection in baseball.
- ▶ Graduated from Northwestern University in 1986 with a bachelor's degree in industrial engineering...was a three-time Academic All-American and two-time All-Big 10 selection at catcher...was elected to the College Sports Information Directors Hall of Fame on 7/1/07, becoming the first former Major League player to be enshrined...also received the 2007 Distinguished Alumni Award from the Northwestern University Department of Industrial Engineering and Management Sciences...received the NCAA Silver Anniversary Award on 1/14/10, recognizing the personal achievements of a college graduate 25 years following their collegiate athletic career.
- ▶ Established his own charity, Catch 25, which is dedicated to providing support to families and individuals across the country who have been challenged with ALS, Alzheimer's, cancer and fertility issues...Catch 25 provides assistance through scholarships, financial aid and charitable donations and is devoted to serving children and adults that may not otherwise have the financial and emotional support they may need...his father, Jerry, suffers from Alzheimer's...hosts the annual "Remember When, Remember Now" benefit along with Michael Kay in New York City, helping raise funds for his charity and Alzheimer's research.
- ▶ Helped assemble thousands of comfort packs for troops for Veterans Day, along with Bank of America, in 2010 and 2011...collected donations at the Yankees' annual holiday food drive in December 2010 and 2011.
- ▶ Received the Community Leadership Award from the New York City Chapter of the Alzheimer's Association at it's annual "Forget-Me-Not" gala on 6/1/09.
- ▶ Received the Sweetwater Clifton "City Spirit" Award from the New York Knicks on 11/22/09 for serving as a good Samaritan by stopping to aid a stranded motorist on his way home following the final game of the World Series...also honored in 2009 as the March of Dimes "Sportsman of the Year"...was honored at the 2007 Lou Gehrig Sports Award Benefit Dinner...was the recipient of the Ben Epstein "Good Guy Award" in 1997, presented annually by the New York chapter of the BBWAA.

- ▶ Joined New York City Mayor Michael Bloomberg and Roberto Clemente, Jr. in placing the first “pitch” on 7/29/08 at the Third Annual Gracie Mansion Tee Ball Game...hosted by the Mayor’s Office, Little League Baseball and the Roberto Clemente Foundation, the game featured five teams, one from each New York City borough and promoted youth exercise as well as team-building sports...was featured on a special edition Dunkin Donuts “Box o’ Joe” in April 2010.
- ▶ Unveiled a granite sidewalk marker in the Canyon of Heroes on 6/15/10 with the Alliance for Downtown New York, commemorating the Yankees’ ticker-tape parade to honor the team’s 27th World Series title.
- ▶ Following his retirement as a player, joined the YES Network as an analyst and won an Emmy Award for hosting YES’ *Kids on Deck* series...rejoined YES in 2007, working as an analyst...worked with FOX during the regular season and postseason in ‘07...was a member of ESPN Radio’s team for the 2003 NL Division Series.
- ▶ He and his wife, Kim, have three children, Serena, Dante and Lena...Kim has hosted several charitable events at Yankee Stadium, including fundraisers for stomach cancer research in which fans could purchase blue hair extensions and mohawks.

Girardi’s Major League Playing Career

Year	Club	AVG	G	AB	R	H	2B	3B	HR	RBI	SH	SF	HP	BB	SO	SB	CS	E	OBP	SLG
1989	CHICAGO-NL	.248	59	157	15	39	10	0	1	14	1	1	2	11	26	2	1	7	.304	.331
1990	CHICAGO-NL	.270	133	419	36	113	24	2	1	38	4	4	3	17	50	8	3	11	.300	.344
1991	CHICAGO-NL	.191	21	47	3	9	2	0	0	6	1	0	0	6	6	0	0	3	.283	.234
1992	CHICAGO-NL	.270	91	270	19	73	3	1	1	12	0	1	1	19	38	0	2	4	.320	.300
1993	COLORADO-a	.290	86	310	35	90	14	5	3	31	12	1	3	24	41	6	6	6	.346	.397
1994	COLORADO	.276	93	330	47	91	9	4	4	34	6	2	2	21	48	3	3	5	.321	.364
1995	COLORADO	.262	125	462	63	121	17	2	8	55	12	1	2	29	76	3	3	10	.308	.359
1996	YANKEES-b	.294	124	422	55	124	22	3	2	45	11	3	5	30	55	13	4	3	.346	.374
1997	YANKEES-c	.264	112	398	38	105	23	1	1	50	5	2	2	26	53	2	3	5	.311	.334
1998	YANKEES	.276	78	254	31	70	11	4	3	31	8	1	2	14	38	2	4	3	.317	.386
1999	YANKEES	.239	65	209	23	50	16	1	2	27	8	2	0	10	26	3	1	8	.271	.354
2000	CHICAGO-NL-d	.278	106	363	47	101	15	1	6	40	6	3	3	32	61	1	0	5	.339	.375
2001	CHICAGO-NL	.253	78	229	22	58	10	1	3	25	2	1	0	21	50	0	1	0	.315	.345
2002	CHICAGO-NL	.226	90	234	19	53	10	1	1	13	5	1	0	16	35	1	0	6	.275	.291
2003	ST. LOUIS-e	.130	16	23	1	3	0	0	0	1	0	0	0	3	4	0	0	1	.231	.130
Minor League Totals		.284	323	1128	152	320	42	13	21	136	7	6	7	88	181	28	10	34	.339	.393
Major League Totals		.267	1277	4127	454	1100	186	26	36	422	81	23	25	279	607	44	31	77	.315	.350
NY Yankees Totals		.272	379	1283	147	349	72	9	8	153	32	8	9	80	172	20	12	19	.317	.361

Drafted by the Chicago Cubs in the fifth round of the 1986 First-Year Player Draft.

- a- Drafted by the Colorado Rockies from the Cubs as the 19th pick in the 1992 Expansion Draft on November 17, 1992.
- b- Traded to New York-AL on November 20, 1995 in exchange for LHP Mike DeJean.
- c- Signed by New York-AL as a free agent on December 3, 1996.
- d- Signed by Chicago-NL as a free agent on December 15, 1999.
- e- Signed by St. Louis as a free agent on December 18, 2002.
- f- Signed by New York-AL as a free agent on February 4, 2004.

Girardi’s Division Series Record

Year	Club/Opponent	AVG	G	AB	R	H	2B	3B	HR	RBI	BB	SO	SB
1995	COL vs. ATL	.125	4	16	0	2	0	0	0	0	0	2	0
1996	NY Yankees vs. TEX	.222	4	9	1	2	0	0	0	0	4	1	0
1997	NY Yankees vs. CLE	.133	5	15	2	2	0	0	0	0	1	3	0
1998	NY Yankees vs. TEX	.429	2	7	0	3	0	0	0	0	0	1	0
1999	NY Yankees vs. TEX	.000	2	6	0	0	0	0	0	0	0	1	0
Division Series Totals		.170	17	53	3	9	0	0	0	0	5	8	0

Girardi’s League Championship Series Record

Year	Club/Opponent	AVG	G	AB	R	H	2B	3B	HR	RBI	BB	SO	SB
1989	CHC vs. SF	.100	4	10	1	1	0	0	0	0	1	2	0
1996	NY Yankees vs. BAL	.250	4	12	1	3	0	1	0	0	1	3	0
1998	NY Yankees vs. CLE	.250	3	8	2	2	0	0	0	0	1	0	0
1999	NY Yankees vs. BOS	.250	3	8	0	2	0	0	0	0	0	2	0
LCS Totals		.211	14	38	4	8	0	1	0	0	3	7	0

Girardi’s World Series Record

Year	Club/Opponent	AVG	G	AB	R	H	2B	3B	HR	RBI	BB	SO	SB
1996	NY Yankees vs. ATL	.200	4	10	1	2	0	1	0	1	1	2	0
1998	NY Yankees vs. SD	.000	2	6	0	0	0	0	0	0	0	2	0
1999	NY Yankees vs. ATL	.286	2	7	1	2	0	0	0	0	0	1	0
World Series Totals		.174	8	23	2	4	0	1	0	1	1	5	0
POSTSEASON TOTALS		.184	39	114	9	21	0	2	0	1	9	20	0

Girardi’s All-Star Game Record

Year	Club, Site	AVG	G	AB	R	H	2B	3B	HR	RBI	BB	SO	SB
2000	CHC, Atlanta												

Did Not Play

MIKE HARKEY

NUMBER

57

POSITION

BULLPEN COACH



FULL NAME

Michael Anthony Harkey

2012 OPENING DAY AGE

45

BIRTHDATE

October 25, 1966

BIRTHPLACE

San Diego, Calif.

RESIDES

Chino Hills, Calif.

CAREER HIGHLIGHTS

Sporting News

Rookie of the Year

▶ 1990

USA Today

Minor League Player of the Year

▶ 1988

COACHING CAREER

- ▶ Is in his fifth season as Yankees bullpen coach in 2012...the Yankees have gone 422-13 when leading at the end of the eighth inning since he joined the staff in 2008...Yankees relievers combined for 51 saves in 2012, tied for fourth-most in the Majors...tossed just 444.0 innings, the lowest total in the AL and third-lowest in the Majors.
- ▶ Yankees relievers combined for a 3.12 ERA in 2011, the lowest mark in the AL, and the lowest by a Yankees bullpen since 1985 (2.91)...also recorded 8.46K/9.0IP, the second-highest ratio among AL teams...the Yankees bullpen combined for the second-lowest opponents batting average (.230) and third-lowest ERA (3.47) among AL teams in 2010...filled in as pitching coach from 6/4-29/10... Yankees relievers led the Majors in 2009 with 40 wins and tied for first with 51 saves, ranking second in opponent's batting average (.231)...allowed 11.64 baserunners/9.0IP, the second-lowest ratio in the Majors behind Oakland's 11.54...in 2008, the Yankees' bullpen collected a Major League-high 523K.
- ▶ Is his second Major League coaching position, having served as bullpen coach for Joe Girardi with the Florida Marlins in 2006.
- ▶ Was the pitching coach for the Triple-A Iowa Cubs of the Pacific Coast League in 2007.
- ▶ Spent six seasons (2000-2005) as a pitching coach in the San Diego organization, making stops at Single-A Rancho Cucamonga (2000), Single-A Fort Wayne (2001, '03), Single-A Lake Elsinore (2002, '04) and Double-A Mobile (2005).

PLAYING CAREER

- ▶ Appeared in 131 career Major League games (104 starts) over eight seasons with the Cubs (1988-93), Colorado Rockies (1994), Oakland Athletics (1995), California Angels (1995) and Los Angeles Dodgers (1997), going 36-36 with a 4.49 ERA (656.0IP, 327ER).
- ▶ Was named *Sporting News* 1990 "NL Rookie of the Year" after posting a 12-6 record with a 3.26 ERA in 27 starts for the Cubs...selected as *USA Today* "Minor League Player of the Year" in 1988...made his Major League debut at age 21 on 9/5/88 at Wrigley Field recording a no-decision in Game 2 of a doubleheader vs. the Phillies.
- ▶ Was a first-round pick by the Cubs in the 1987 First-Year Player Draft (fourth overall)...was originally selected by the San Diego Padres in the 18th round of the 1984 First-Year Player Draft, but chose to attend college.

PERSONAL

- ▶ Married (Nikki) and has two sons, Tony and Cory, and a daughter, Miani...Tony is a redshirt senior infielder for Concordia University and Cory recently completed his senior season as a tight end with UCLA...played baseball at Cal State Fullerton, earning all-American honors as a junior...graduated from Ganesha High School in Pomona, Calif.

Harkey's Major League Career Pitching Record

Year	Club	W-L	ERA	G	GS	CG	SHO	SV	IP	H	R	ER	BB	SO
1988	CHICAGO-NL	0-3	2.60	5	5	0	0	0	34.2	33	14	10	15	18
1990	CHICAGO-NL	12-6	3.26	27	27	2	1	0	173.2	153	71	63	59	94
1991	CHICAGO-NL	0-2	5.30	4	4	0	0	0	18.2	21	11	11	6	15
1992	CHICAGO-NL	4-0	1.89	7	7	0	0	0	38.0	34	13	8	15	21
1993	CHICAGO-NL	10-10	5.26	28	28	1	0	0	157.1	187	100	92	43	67
1994	COLORADO	1-6	5.79	24	13	0	0	0	91.2	125	61	59	35	39
1995	OAKLAND	4-6	6.27	14	12	0	0	0	66.0	75	46	46	31	28
	CALIFORNIA	4-3	4.55	12	8	1	0	0	61.1	80	32	31	16	28
1997	LOS ANGELES-NL	1-0	4.30	10	0	0	0	0	14.2	12	8	7	5	6
Major League Totals		36-36	4.49	131	104	4	1	0	656.0	720	356	327	225	316

MICK KELLEHER

NUMBER

50

POSITION

FIRST BASE COACH



FULL NAME

Michael Dennis Kelleher

2012 OPENING DAY AGE

64

BIRTHDATE

July 25, 1947

BIRTHPLACE

Seattle, Wash.

RESIDES

Solvang, Calif.

COACHING CAREER

- ▶ Is in his fourth season as Yankees first base coach in 2012, and 14th year in the Yankees organization...also serves as the team's infield instructor...the Yankees lead the Majors with a .986 fielding percentage since 2008 when he joined the staff...in 2012, the Yankees made just 74 errors, the third-lowest total in the Majors.
- ▶ In 2010, the Yankees led the Majors with a .988 fielding percentage and committed only 69 errors, setting franchise records for highest fielding percentage and fewest errors for a season...also featured three Gold Glove Award winners (Cano, Jeter, Teixeira), marking the first time three Yankees infielders won the honor in the same season...the club set an all-time Major League record with 18 consecutive errorless games in 2009.
- ▶ Is his third tenure on a Major League coaching staff, having served three years as Detroit's first base coach (2003-05) and Pittsburgh's first base coach and infield instructor in 1986.
- ▶ Spent three years as the Yankees' roving infield instructor (2006-08)...is in his second stint with the Yankees organization, having spent seven seasons (1996-2002) as the Yankees' roving defensive coordinator and one year (1998) as a Major League scout.
- ▶ Began his coaching career with the San Diego Padres as a roving minor league instructor from 1984-85...joined the Chicago Cubs as a roving minor league infield instructor from 1987-92, taking over as manager of the organization's Triple-A Iowa club in May 1991 for the remainder of the season...also spent two seasons (1994-95) as the roving minor league infield instructor with the Milwaukee Brewers.

PLAYING CAREER

- ▶ Played 15 seasons of professional baseball, including 11 at the Major League level with the St. Louis Cardinals (1972-73, '75), Houston Astros (1974), Chicago Cubs (1976-80), Detroit Tigers (1981-82) and California Angels (1982)...finished his career with a .974 Major League fielding percentage, appearing in games at second base, third base and shortstop...since retiring in 1982, no position player has accrued as many career plate appearances without a homer (1,202).
- ▶ Was selected by St. Louis in the third round of the 1969 First-Year Player Draft.
- ▶ Led shortstops in fielding during four of his minor league seasons and won two Rawlings Silver Glove Awards (1972, '75) as the minors' best fielding SS...established an American Association record for shortstops with a .979 fielding percentage in 1972.
- ▶ Received his bachelor of science degree in political science from the University of Puget Sound in Tacoma, Wash...was an NCAA Division II All-American in 1969 and was named to the NCAA Division II All-Tournament Team the same season...was also Division II All-Coast in 1968 and '69.

PERSONAL

- ▶ He and his wife, Renee, have one daughter, Brittney, and two grandchildren...Renee is an accomplished painter, represented at galleries throughout California...is an aficionado of the wine industry and grows his own grapes and olives...in the offseason, works as a ranch hand tending to llamas and cows...also plays in a senior tennis league.

Kelleher's Major League Career Playing Record

Year	Club	AVG.	G	AB	R	H	2B	3B	HR	RBI	BB	SO	SB
1972	ST. LOUIS	.159	23	63	5	10	2	1	0	1	6	15	0
1973	ST. LOUIS	.184	43	38	4	7	2	0	0	2	4	11	0
1974	HOUSTON	.158	19	57	4	9	0	0	0	2	5	10	1
1975	ST. LOUIS	.000	7	4	0	0	0	0	0	0	0	1	0
1976	CHICAGO-NL	.228	124	337	28	77	12	1	0	22	15	32	0
1977	CHICAGO-NL	.230	63	122	14	28	5	2	0	11	9	12	0
1978	CHICAGO-NL	.253	68	95	8	24	1	0	0	6	7	11	4
1979	CHICAGO-NL	.254	73	142	14	36	4	1	0	10	7	9	2
1980	CHICAGO-NL	.146	105	96	12	14	1	1	0	4	9	17	1
1981	DETROIT	.221	61	77	10	17	4	0	0	6	7	10	0
1982	DETROIT	.000	2	1	0	0	0	0	0	0	0	0	0
	CALIFORNIA	.163	34	49	9	8	1	0	0	1	5	5	1
Major League Totals		.213	622	1081	108	230	32	6	0	65	74	133	9



FULL NAME

Kevin Richard Long

2012 OPENING DAY AGE

45

BIRTHDATE

December 30, 1966

BIRTHPLACE

Van Nuys, Calif.

RESIDES

Scottsdale, Ariz.

COACHING CAREER

- ▶ Is in his sixth season as Yankees hitting coach in 2012...the Yankees have led the Majors in runs scored in three of his five years with the club (2007, '09-10), finishing 10th in 2008 and second in 2012.
- ▶ The 2012 Yankees hit a Major League-most and franchise-record 245HR, surpassing the previous mark of 244 (2009)...became the first club in Baseball history to homer in at least 131 different games...had nine players with at least 15HR, tying the 2005 Indians and 2005 Rangers for the Major League record.
- ▶ In 2011, the Yankees led the Majors with 222HR and 627BB, ranked second in runs (867) and OBP (.343) and third in extra-base hits (522)...was the only lineup in the Majors with three players each topping 110RBI (also Cano).
- ▶ In 2010, the Yankees had seven players score at least 70R, one shy of the franchise record (eight in 1939)...the 2009 Yankees featured a franchise-record five players with at least 25HR and a franchise-record nine players with at least 65RBI.
- ▶ Guided a Yankees offense in 2007 that led the Majors in runs (968), hits (1,656), HR (201), RBI (929), batting avg. (.290), slugging (.463), OBP (.366) and total bases (2,649)...marked the most runs for the franchise since 1937 (979)...also featured the AL MVP (Rodriguez), three Silver Sluggers (Jeter, Posada, Rodriguez) and four of the AL's top-15 averages.
- ▶ Joined the Yankees at the Major League level after serving three years as the hitting coach with the Yankees' Triple-A Columbus affiliate (2004-06)...before joining the Yankees organization, served as the hitting coach with the Triple-A Omaha Royals (2002-03) and Double-A Wichita Wranglers (2000-01)...was named the Northwest League's "co-Manager of the Year" after leading the Spokane Indians to the league title in 1999...made his professional coaching debut at Single-A Wilmington in 1997.

PLAYING CAREER

- ▶ Was originally selected by the Kansas City Royals in the 31st round of the 1989 First-Year Player Draft and played in their system for eight years from 1989-96 as an outfielder.
- ▶ Led Class-A Eugene in 1989 in almost all offensive categories, including games played, at-bats, runs scored, hits, doubles and RBI...ranked eighth among all Northwest League hitters with a .312 batting average in his rookie season.
- ▶ Missed most of the 1994 season after undergoing surgery on his left wrist.

PERSONAL

- ▶ Named a second-team All-American and first-team All-PAC-10 in 1989 at the University of Arizona...a three-year letter-winner, Long graduated with the Arizona record for most extra-base hits in a game (five) and ranked in the top 10 in several single-season statistical categories: third in extra-base hits (41), tied for seventh in doubles (23), eighth in multi-hit games (30), ninth in total bases (162) and tied for ninth in runs (80).
- ▶ Resides in Scottsdale, Ariz., with his wife, Marcey, daughter, Britney, and sons, Tracy and Jaron, who is in his junior season as a pitcher at Ohio State University.
- ▶ Authored a guide to hitting, *Cage Rat*, which was published in 2011...also produced an accompanying instructional video.

Long's Career Playing Record

Year	Club	AVG	G	AB	R	H	2B	3B	HR	RBI	BB	SO	SB
1989	Eugene	.312	69	260	54	81	19	1	3	45	36	40	15
1990	Baseball City	.282	85	308	53	87	17	5	5	33	32	28	22
1991	Memphis	.275	106	407	60	112	18	2	3	35	45	63	27
1992	Omaha	.228	88	312	28	71	16	3	1	29	29	41	9
1993	Memphis	.272	79	301	47	82	14	6	1	20	37	56	7
	Omaha	.255	17	51	7	13	2	0	0	4	2	13	3
1994	Memphis	.208	10	24	5	5	3	0	0	1	5	2	2
1995	Omaha	.250	22	64	7	16	3	0	0	1	5	8	1
	Wichita	.292	67	250	38	73	14	1	1	26	41	29	9
1996	Wichita	.273	128	436	62	119	31	3	3	48	56	36	9
Minor League Totals		.273	671	2413	361	659	137	21	17	242	288	316	104

TONY PENA

NUMBER

56

POSITION

BENCH COACH



FULL NAME

Antonio Francisco Pena

2012 OPENING DAY AGE

54

BIRTHDATE

June 4, 1957

BIRTHPLACE

Monte Cristi, D.R.

RESIDES

Santiago, D.R.

CAREER HIGHLIGHTS

BBWAA

A.L. Manager of the Year

► 2003

N.L. All-Star Team

► 1982, 1984, 1985,
1986, 1989

N.L. Gold Glove Award

► 1983, 1984, 1985

A.L. Gold Glove Award

► 1991

MANAGERIAL/COACHING CAREER

- Is in his fourth season as Yankees bench coach in 2012...is his seventh season on the Yankees' Major League staff, serving as first base coach from 2006-08 and catching instructor over the entire span...since joining the staff, Yankees catchers have caught 251 potential base stealers, tied with San Francisco for most in the Majors over the stretch.
- Previously spent parts of four seasons managing the Kansas City Royals from 2002-05.
- In his first full season as manager in 2003, led the Royals to an 83-79 record, the sixth-best turnaround in Major League history following a 100-loss season...the 2003 season marked Kansas City's first winning season since 1993, when they went 84-78.
- Was selected as the 2003 American League "Manager of the Year" by the Baseball Writers' Association of America, becoming the fourth manager since 1983 to win the award in his first full, non-abbreviated season as a Major League skipper (also Houston's Hal Lanier, 1986; San Francisco's Dusty Baker, 1993; and San Diego's Bruce Bochy, 1996)...also named the 2003 AL "Manager of the Year" by both *Sporting News* and *Sports Illustrated*.
- Became only the third Dominican-born manager in Major League history, joining Felipe Alou and Luis Pujols.
- Began his Major League coaching career in 2002 as the bench coach for the Houston Astros...was named Royals manager on 5/15/02.
- Also served as manager of Triple-A New Orleans from 1999-2001...began his coaching career as White Sox' Coordinator of Dominican Operations in 1998 and led the Aguilas Dominican team to the Caribbean Series title.

PLAYING CAREER

- A five-time National League All-Star catcher, Pena posted a .260 career batting average over an 18-year Major League career, appearing in 1,988 games for the Pittsburgh Pirates (1980-86), St. Louis Cardinals (1987-88), Boston Red Sox (1990-93), Cleveland Indians (1994-96), Chicago White Sox (1997) and Houston Astros (1997).
- Ranks sixth all-time among ML catchers with 1,950 games behind the plate, trailing Ivan Rodriguez (2,427), Carlton Fisk (2,226), Bob Boone (2,225), Gary Carter (2,056) and Jason Kendall (2,025).
- Won four Gold Glove Awards (1983-85, 1991) and recorded a .338 career post-season batting average...was named Topps' Rookie All-Star catcher in 1981 and was selected to the UPI Rookie All-Star Team...originally signed as a non-drafted free agent by the Pittsburgh Pirates on 7/22/75 and made his Major League debut on 9/1/80.

PERSONAL

- Married (Amaris) with two sons: Tony, Jr. (a member of the Red Sox organization) and Francisco Antonio (a catcher in the New York Mets system)...also has a daughter, Jennifer Amaris, who won the Miss Dominican Republic-U.S.A. beauty pageant in 2007...his brother, Ramon, pitched with the Detroit Tigers organization.
- Was elected into the Latino Baseball Hall of Fame on 2/11/12 at the Altos de Chavón amphitheater located in the Casa de Campo resort in La Romana, D.R.
- Did not play high school baseball...credits his mother, who was an outstanding softball player, with teaching him how to play the game.
- Took part in the Yankees' hurricane relief donation of \$35,000 in cash and food to the Dominican Republic in October 2007.
- Joined the Yankees delegation and the 2009 World Series trophy on 1/7/10 to meet Dominican Republic President Dr. Leonel Fernandez at the National Palace in Santo Domingo.

Pena's Career Playing Record

Year	Club	AVG	G	AB	R	H	2B	3B	HR	RBI	BB	SO	SB
1976	Bradenton	.209	33	110	10	23	2	2	1	11	4	17	5
	Charleston	.224	14	49	4	11	2	0	1	8	4	7	0
1977	Charleston	.238	29	101	10	24	4	0	3	16	7	21	2
	Salem	.276	84	319	36	88	15	3	7	46	14	60	3
1978	Shreveport	.230	104	348	34	80	14	0	8	42	15	96	3
1979	Buffalo	.313	134	515	89	161	16	4	34	97	39	83	5
1980	Portland	.329	124	450	57	148	23	13	9	77	29	75	5
1980	PITTSBURGH	.429	8	21	1	9	1	1	0	1	0	4	0
1981	PITTSBURGH	.300	66	210	16	63	9	1	2	17	8	23	1
1982	PITTSBURGH	.296	138	497	53	147	28	4	11	63	17	57	2
1983	PITTSBURGH	.301	151	542	51	163	22	3	15	70	31	73	6
1984	PITTSBURGH	.286	147	546	77	156	27	2	15	78	36	79	12
1985	PITTSBURGH	.249	147	546	53	136	27	2	10	59	29	67	12
1986	PITTSBURGH	.288	144	510	56	147	26	2	10	52	53	69	9
1987	ST. LOUIS	.214	116	384	40	82	13	4	5	44	36	54	6
1988	ST. LOUIS	.263	149	505	55	133	23	1	10	51	33	60	6
1989	ST. LOUIS	.259	141	424	36	110	17	2	4	37	35	33	5
1990	BOSTON	.263	143	491	62	129	19	1	7	56	43	71	8
1991	BOSTON	.231	141	464	45	107	23	2	5	48	37	53	8
1992	BOSTON	.241	133	410	39	99	21	1	1	38	24	61	3
1993	BOSTON	.181	126	304	20	55	11	0	4	19	25	46	1
1994	CLEVELAND	.295	40	112	18	33	8	1	2	10	9	11	0
1995	CLEVELAND	.262	91	263	25	69	15	0	5	28	14	44	1
1996	CLEVELAND	.195	67	174	14	34	4	0	1	27	15	25	0
1997	CHICAGO-AL	.164	31	67	4	11	1	0	0	8	8	13	0
	HOUSTON	.211	9	19	2	4	3	0	0	2	2	3	0
Minor League Totals		.283	522	1892	240	535	76	22	63	297	112	359	23
Major League Totals		.260	1988	6489	667	1687	298	27	107	708	455	846	80

Pena's Division Series Record

Year	Club/Opponent	AVG	G	AB	R	H	2B	3B	HR	RBI	BB	SO	SB
1995	CLE vs. BOS	.500	2	2	1	1	0	0	1	1	0	0	0
1996	CLE vs. BAL	.000	1	0	0	0	0	0	0	0	0	0	0
1997	HOU vs. ATL	.000	2	0	0	0	0	0	0	0	0	0	0
Division Series Totals		.200	5	2	1	1	0	0	1	1	0	0	0

Pena's League Championship Series Record

Year	Club/Opponent	AVG	G	AB	R	H	2B	3B	HR	RBI	BB	SO	SB
1987	STL vs. SF	.381	7	21	5	8	0	1	0	0	3	4	1
1990	BOS vs. OAK	.214	4	14	0	3	0	0	0	0	0	0	0
1995	CLE vs. SEA	.333	4	6	1	2	1	0	0	0	1	0	0
LCS TOTALS		.317	15	41	6	13	1	1	0	0	4	4	1

Pena's World Series Record

Year	Club/Opponent	AVG	G	AB	R	H	2B	3B	HR	RBI	BB	SO	SB
1987	STL vs. MIN	.409	7	22	2	9	1	0	0	4	3	2	1
1995	CLE vs. ATL	.167	2	6	0	1	0	0	0	0	0	0	0
World Series Totals		.357	9	28	2	10	1	0	0	4	3	2	1
POSTSEASON TOTALS		.338	29	71	9	24	2	1	1	5	7	6	2

Pena's All-Star Game Record

Year	Club, Site	AVG	G	AB	R	H	2B	3B	HR	RBI	BB	SO	SB
1982	PIT, Montreal	.000	1	1	0	0	0	0	0	0	0	0	1
1984	PIT, San Francisco	.000	1	0	0	0	0	0	0	0	0	0	0
1985	PIT, Minnesota	.000	1	1	0	0	0	0	0	0	0	1	0
1986	PIT, Houston	.000	1	0	0	0	0	0	0	0	0	0	0
1989	STL, Anaheim	.000	1	2	0	0	0	0	0	0	0	0	0
All-Star Game Totals		.000	5	4	0	0	0	0	0	0	0	1	1

PENA'S CAREER MANAGERIAL RECORD

Year	Team	W	L	Pct.	Position
2002	KANSAS CITY	49	77	.389	Fourth
2003	KANSAS CITY	83	79	.512	Third
2004	KANSAS CITY	58	104	.358	Fifth
2005	KANSAS CITY	8	25	.242	---
TOTAL		198	285	.410	

LARRY ROTHSCHILD

NUMBER

58

POSITION

PITCHING COACH



FULL NAME

Lawrence Lee Rothschild

OPENING DAY AGE

58

BIRTHDATE

March 12, 1954

BIRTHPLACE

Chicago, Ill.

RESIDES

Tampa, Fla.

COACHING CAREER

- Is in his second season as Yankees pitching coach in 2012, marking his 38th season in professional baseball as a player, coach or manager.
- Yankees pitcher struck out a franchise-record 1,318 batters in 2012, and issued an AL-low 431 walks - their fewest since 2003...the starters combined for 71 wins, tied for third-most in the Majors...for the first time since 2006, the Yankees had three starters earn at least 15 wins (Hughes, Kuroda and Sabathia).
- Oversaw the Yankees 2011 pitching staff, which led the AL in strikeouts (1,222) and posted the fourth-lowest ERA (3.73)—their lowest such mark since 1985 (3.69).
- Prior to joining the Yankees, spent his previous nine seasons (2002-10) as pitching coach for the Chicago Cubs.
- The Cubs' team ERA ranked in the top five of the NL in three straight seasons from 2007-09...Cubs pitchers led the Majors in strikeouts in each of his first seven seasons with the team (2002-08), including a still-standing single-season Major League-record of 1,404K in 2003.
- Was a member of World Series-winning coaching staffs with Cincinnati in 1990 and Florida in 1997.
- Began his coaching career as a roving minor league pitching instructor for the Cincinnati Reds from 1986-89, before joining their Major League staff as bullpen coach from 1990-91 and then pitching coach from 1992-93...served as roving minor lg pitching instructor for the Atlanta Braves in 1994...was pitching coach for the Florida Marlins from 1995-97.
- Served as the first manager in Tampa Bay Devil Rays history, getting named to the post on 11/7/97...went 205-294 from 1998 through 4/18/01...increased the franchise's winning percentage in each of his three full seasons with the organization...finished the 2001 season as a consultant in the Marlins organization...was named to Joe Torre's 2000 AL All-Star coaching staff.

ROTHSCHILD'S CAREER MANAGERIAL RECORD

Year	Team	W	L	Pct.	Pos.
1998	Tampa Bay	63	99	.389	Fifth
1999	Tampa Bay	69	93	.426	Fifth
2000	Tampa Bay	69	92	.429	Fifth
2001	Tampa Bay	4	10	.286	---
TOTALS		205	294	.411	

PLAYING CAREER

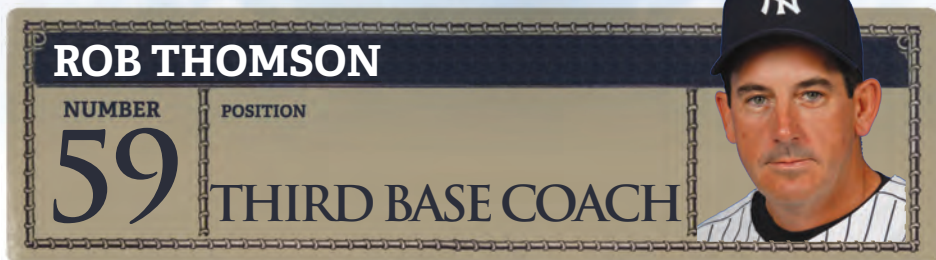
- Had an 11-year career from 1975-85 with the Cincinnati and Detroit organizations...made 387 appearances (80 starts) in the minors, going 66-46 with 50 saves and a 3.96 ERA...signed by the Reds as a non-drafted free agent in 1975.
- Made seven career Major League appearances, all in relief, with the Tigers during the 1981 and '82 seasons, recording a 5.40 ERA with no decisions and one save...made his Major League debut on 9/11/81 vs. Cleveland (0.1IP, 1BB).

PERSONAL

- Married (Jane) and has three children, Charlotte (a freshman at NYU), Claire and Scott...attended Bradley University and Florida State University, graduating from FSU with a degree in business management...was a member of FSU's 1975 NCAA Regional Championship team.

Rothschild's Career Pitching Record

Year	Club	W-L	ERA	G	GS	CG	SHO	SV	IP	H	R	ER	BB	SO
1975	Billings	0-2	7.88	6	0	0	0	1	8.0	14	11	7	7	12
	Eugene	3-0	2.73	21	0	0	0	6	33.0	17	11	10	21	36
1976	Three Rivers	11-3	2.05	30	12	10	5	5	123.0	96	33	28	29	75
1977	Indianapolis	4-4	4.21	29	14	2	1	1	92.0	93	51	43	34	43
1978	Nashville	0-0	4.50	5	0	0	0	1	12.0	14	7	6	4	9
	Amarillo	5-5	4.17	12	12	5	1	0	82.0	83	42	38	21	57
	Indianapolis	4-0	2.20	8	6	2	0	0	45.0	31	15	11	19	38
1979	Indianapolis	1-6	5.27	33	10	0	0	6	82.0	85	52	48	56	68
1980	Indianapolis	8-7	4.22	33	14	1	0	1	113.0	111	60	53	44	74
1981	Evansville	8-5	3.27	56	0	0	0	15	77.0	62	32	28	29	81
	DETROIT	0-0	1.59	5	0	0	0	1	5.2	4	1	1	6	1
1982	Evansville	6-4	3.65	45	0	0	0	10	69.0	73	34	28	39	45
	DETROIT	0-0	13.50	2	0	0	0	0	2.2	4	4	4	2	0
1983	Las Vegas	9-2	5.09	38	0	0	0	2	74.1	88	43	42	34	39
1984	Denver	6-3	4.02	31	9	1	1	2	109.2	109	58	49	51	71
1985	Iowa	1-5	5.32	40	3	0	0	0	89.2	101	58	53	34	58
Minor League Totals		66-46	3.96	387	80	21	8	50	1009.2	977	507	444	413	706
Major League Totals		0-0	5.40	7	0	0	0	1	8.1	8	5	4	8	1



FULL NAME

Robert Thomson

OPENING DAY AGE

48

BIRTHDATE

August 16, 1963

BIRTHPLACE

Ontario, Canada

RESIDES

Stratford, Canada

COACHING CAREER

- ▶ Is in his 23rd season as a member of the Yankees organization in 2012, fifth on the Yankees Major League coaching staff and fourth as third base coach...served as the club's bench coach for the 2008 season.
- ▶ Also oversees Yankees outfielders, who combined for a Major League-best .992 fielding pct. in 2012.
- ▶ Managed the Yankees for three games in 2008, going 1-2, becoming the first Canadian to manage a Major League game since George (Mooney) Gibson, a Londoner, with the Pittsburgh Pirates in 1934...was 0-2 from 4/4-5/08 vs. Tampa Bay when Joe Girardi missed two games with an upper respiratory infection...won on 5/23 vs. Baltimore while Girardi served a one-game suspension...also guided the Yankees to a "walk-off" victory on 5/22 vs. Baltimore when Joe Girardi was ejected in the sixth inning...went in the books as Girardi's 100th career managerial victory...again took over following a Girardi ejection on 7/5/08 vs. Boston, with the Yankees recording a "walk-off" win.
- ▶ Served as the Yankees' Major League field coordinator in 2007 after spending the previous three seasons (2004-06) as a special assignment instructor...was named to the Yankees' Major League coaching staff on 11/4/03.
- ▶ Joined the Yankees organization in 1990 as a third-base coach for Single-A Ft. Lauderdale.
- ▶ Coached in the Yankees system for five years before taking over as manager of Single-A Oneonta of the NY-Penn League in 1995.
- ▶ Served as the third base coach at Triple-A Columbus in 1996 and 1997 before moving to the Yankees front office as a field coordinator in 1998.
- ▶ Was promoted to director of player development in 2000 and named vice president of minor league development prior to the 2003 season.

PLAYING CAREER

- ▶ Attended the University of Kansas and was selected in the 32nd round of the 1985 draft by the Detroit Tigers.
- ▶ Was a catcher and a third baseman in the Tigers system from 1985-88 before joining the Tigers' minor league coaching staff in 1988.

PERSONAL

- ▶ He and his wife, Michele, have two daughters, Jacqueline and Christina.

Thomson's Career Playing Record

Year	Club	AVG	G	AB	R	H	2B	3B	HR	RBI	BB	SO	SB
1985	Bristol	.000	2	5	0	0	0	0	0	0	1	3	0
	Gastonia	.187	39	123	7	23	6	0	0	10	5	17	0
1986	Gastonia	.252	94	298	42	75	11	1	4	38	48	44	1
	Lakeland	.182	8	22	2	4	1	0	1	4	0	2	0
1987	Lakeland	.228	71	206	21	47	12	0	1	22	25	30	2
1988	Lakeland	.000	2	7	0	0	0	0	0	0	0	2	0
Minor League Totals		.225	216	661	72	149	30	1	6	74	79	98	3

Scoring Machine

The Yankees hold the Major League record for consecutive games without being shut out, scoring at least one run in 308 straight contests from 8/3/31-8/2/33...the streak was broken by a 7-0 shutout by Philadelphia's Lefty Grove.

Yankees Field Staff



Steve Donohue
Head Athletic Trainer

Is in his 34th consecutive season in the New York Yankees organization, and first as the team's Head Athletic Trainer...spent the previous 26 years as Assistant Athletic Trainer under Gene Monahan at the Major League level, sharing MLB's "Athletic Training Staff of the Year" honors in 1990 and 2010...served as an athletic trainer for the American League squad at the 2006 All-Star Game at Pittsburgh's PNC Park and the 1999 All-Star Game at Fenway Park...began his athletic training career in 1979 at the Yankees' Double-A West Haven affiliate before being promoted to Double-A Nashville (1980-81) and Triple-A Columbus (1982-85)...was promoted to the New York Yankees in 1986...is a 1974 graduate of Cardinal Spellman High School in the Bronx and a 1979 graduate of the University of Louisville...was the trainer for the NCAA Champion University of Louisville basketball team in 1980...is a member of the National Athletic Trainers Association and the Eastern Athletic Trainers Association...also pens the annual Professional Baseball Athletic Trainers Society's *Confidential Directory*...he and his wife, Paula, have two daughters, Shannon and Margaret...was born in Bronxville, N.Y.



Mark Littlefield
Assistant Athletic Trainer

Is in his first season as the Yankees Assistant Athletic Trainer at the Major League level...marks his 22nd season in the Yankees organization, having spent the previous 18 seasons as the Minor League Head Athletic Trainer...began his training career with Single-A Oneonta from 1991-92...graduated from Portland High School (Maine) in 1986 and earned his bachelor of science degree from the University of South Carolina in physical education/athletic training...is married to Cara and has a son, R.J., and a daughter, Alexis.



Dana Cavalea
Strength and Conditioning Coordinator

Is in his sixth season as the Yankees' strength and conditioning coordinator after taking over the post in May 2007...was appointed Yankees strength and conditioning assistant prior to the start of the 2007 season after serving as a strength and conditioning coach during spring training from 2003-06...also served in the same capacity with the Toronto Blue Jays (2001) and Pittsburgh Pirates (2002)...founded Major League Strength, a sports performance consulting firm that teaches nutrition, injury prevention and performance maximization to coaches around the country...was born on 10/15/82 in New York, N.Y., and attended the University of South Florida in Tampa, where he earned his degree in exercise science in 2004...holds a CSCS certification from the NSCA and PES certification from the NASM...is single and resides in White Plains.

Consecutive Postseason Appearances

The Yankees have reached the playoffs in 17 of the last 18 years (1995-2007, '09-12)...their stretch of 13 consecutive seasons in postseason play from 1995-2007 marked the second longest playoff streak in Major League history behind only the Atlanta Braves' stretch of 14 straight postseason appearances. (1991-93, 1995-2005 – no postseason in 1994)...prior to the streaks by the Yankees and Braves, the Yankees (from 1949-53 and 1960-64) and the Oakland A's (from 1971-75) were the only teams in baseball history to appear in postseason play in as many as five straight seasons.

Yankees Field Staff



#87 Charlie Wonsowicz

Advance Scout/Head Video Coordinator

Is in his 20th season in the Yankees organization, fourth in his current position...is a 1986 graduate of Tottenville High School in Staten Island (N.Y.) where he was a second-team All-American in baseball...from 1987-90, pitched at St. John's University (N.Y.) on a four-year baseball scholarship...coached the Tottenville High varsity baseball team from 1991-92 and coached in the Atlantic Coast Summer Baseball League from 1992-93...was born on 9/5/68 in Staten Island, N.Y...resides in Waldwick, N.J., with his wife, Leslie, and their three children, Paige Olivia, C.J. and Jake.



#88 Roman Rodriguez

Bullpen Catcher

Is in his 11th year with the Yankees organization as a bullpen catcher...also assists by charting pitches during games...was signed as a non-drafted free agent in 1988 by the Pittsburgh Pirates, and spent eight years in the Pirates system...following his playing career, served as the Kansas City Royals bullpen catcher from 1997-2000...spent the following season (2001) in the same role with the Red Sox...married his wife, Carminia, on Valentine's Day in 2004 and now resides in Bradenton, Fla, with their daughter, Adriana...was born on 3/30/69 in San Mateo, Venezuela.



Rob Cucuzza

Equipment Manager

Is in his 15th season as home clubhouse manager...was named the 2010 MLB "Home Clubhouse Manager of the Year"—as voted by his peers...has been a member of the Yankees organization since 1984, working as a bat boy (1984-86), assistant visiting clubhouse manager (1987-89) and assistant equipment manager (1990-97)...was born on 1/4/68 in the Bronx, N.Y., and is a 1985 graduate of Mount St. Michael Academy...is single and resides in White Plains, N.Y.



Lou Cucuzza, Jr.

Clubhouse Manager

Is in his 33rd year in the New York Yankees organization, starting as a batboy in 1979...was named the 2010 MLB "Visiting Clubhouse Manager of the Year"—as voted by his peers—earning the title for the second straight season and third time over a five-year span (also 2006)...currently serving as President of the Major League Baseball Clubhouse Managers Association...earned a B.A. in public accounting from Iona College...worked five years as an auditor for the accounting firm of KPMG Peat Marwick (1987-91) and five years as budgeting manager for Melville Corporation (1992-96)...was born on 8/5/64 in the Bronx, N.Y...resides in Yonkers, N.Y., with his wife, Joanna, and their children, Anthony and Kathryn.



Chad Bohling
Director,
Mental Conditioning



Doug Cecil
Massage Therapist



Anthony Flynn
Video Coordinator



Brett Weber
Coaching Assistant

Clubhouse Assistants

Cesar Caceres - Chris Cruz - Rich Davis - Joe Lee - Chris Manzione - Victor Roldan - Jake Ryan

How the Yankees Were Built

FIRST-YEAR PLAYER DRAFT: (11)

David Adams	June 2008, 3rd round
Dellin Betances*	June 2006, 8th Round
Joba Chamberlain	June 2006, Compensation Rd A (41st overall)
Brett Gardner	June 2005, 3rd round
Phil Hughes	June 2004, 1st Round (23rd overall)
Derek Jeter	June 1992, 1st Round (6th overall)
Corban Joseph	June 2008, 4th round
David Phelps	June 2008, 14th round
David Robertson	June 2006, 17th round
Austin Romine	June 2007, 2nd round
Adam Warren	June 2009, 4th round

SIGNED AS A NON-DRAFTED FREE AGENT: (7)

Zoilo Almonte	July 2, 2005
Robinson Cano	January 5, 2001
Francisco Cervelli	March 1, 2003
Melky Mesa	July 2, 2003
Ivan Nova	July 15, 2004
Eduardo Nunez	February 25, 2004
Mariano Rivera*	February 17, 1990

SIGNED AS A FREE AGENT: (16)

David Aardsma	February 22, 2012
Eric Chavez	February 27, 2012
Pedro Feliciano*	January 5, 2011
Freddy Garcia	December 9, 2011
Raul Ibanez	February 21, 2012
Andruw Jones	January 25, 2012
Hiroki Kuroda	January 26, 2012
Russell Martin	December 28, 2010
Jayson Nix*	February 8, 2012
Andy Pettitte ^a	March 16, 2012
Clay Rapada ^a	February 8, 2012
Alex Rodriguez	December 13, 2007
CC Sabathia	December 18, 2008
Rafael Soriano	January 18, 2010
Mark Teixeira	January 6, 2009
Cory Wade	June 13, 2011

CLAIMED OFF WAIVERS: (1)

Cody Eppley (from Texas)	April 5, 2012
--------------------------	---------------

RULE 5 DRAFT: (1)

Brad Meyers* (from Washington)	December 8, 2011
--------------------------------	------------------

ACQUIRED BY TRADE: (9)

PLAYER	FROM	DATE	IN EXCHANGE FOR
Cesar Cabral*	Kansas City	December 8, 2011 (via Rule 5)	Cash considerations
Chris Dickerson	Milwaukee	March 25, 2011	RHP Sergio Mitre
Curtis Granderson-a	Detroit	December 9, 2009	Three team, seven player deal
Boone Logan-b	Atlanta	December 21, 2009	OF Melky Cabrera LHP Mike Dunn RHP Arody Vizcaino
Casey McGehee	Pittsburgh	July 31, 2012	RHP Chad Qualls
Michael Pineda*-c	Seattle	January 23, 2012	C Jesus Montero RHP Hector Noesi
Chris Stewart	San Francisco	April 4, 2012	RHP George Kontos
Ichiro Suzuki	Seattle	July 23, 2012	RHP Danny Farquhar RHP D.J. Mitchell
Nick Swisher-d	Chicago-AL	November 13, 2008	INF Wilson Betemit RHP Jeff Marquez OF Jhonny Nunez

a - Acquired from the Detroit Tigers in a three-team, seven-player deal in which the Yankees sent LHP Phil Coke and OF Austin Jackson to Detroit and RHP Ian Kennedy to Arizona.

b - Acquired from the Atlanta Braves along with RHP Javier Vazquez.

c - Acquired from Seattle along with RHP Jose Campos.

d - Acquired from Chicago-AL along with RHP Kanekoa Texeira.

*Currently on the 60-day disabled list

^aOriginally signed to a minor League contract

2012 Yankees Birthdays

January

Ivan Nova	1/12/1987
Michael Pineda	1/18/1989
Melky Mesa	1/31/1987

February

Hiroki Kuroda	2/10/1975
Cesar Cabral	2/11/1989
Russell Martin	2/15/1983
Chris Stewart	2/19/82

March

Francisco Cervelli	3/6/1986
Clay Rapada	3/9/1981
Larry Rothschild	3/12/1954
Curtis Granderson	3/16/1981
Dellin Betances	3/23/1988

April

David Robertson	4/9/1985
Chris Dickerson	4/10/1982
Mark Teixeira	4/11/1980
Andruw Jones	4/23/1977

May

David Adams	5/15/1987
Cory Wade	5/28/1983

June

Raul Ibanez	6/2/1972
Tony Pena	6/4/1957
Zoilo Almonte	6/10/1989
Eduardo Nunez	6/15/1987
Andy Pettitte	6/15/1972
Phil Hughes	6/24/1986
Derek Jeter	6/26/1974

July

CC Sabathia	7/21/1980
Mick Kelleher	7/25/1947
Alex Rodriguez	7/27/1975

August

Boone Logan	8/13/1984
Rob Thomson	8/16/1963
Brett Gardner	8/24/1983
Pedro Feliciano	8/25/1976
Adam Warren	8/25/1987
Jayson Nix	8/26/1982

September

Brad Meyers	9/13/1985
Joba Chamberlain	9/23/1985

October

Freddy Garcia	10/6/1976
Cody Eppley	10/8/1985
David Phelps	10/9/1986
Casey McGehee	10/12/1982
Joe Girardi	10/14/1964
Robinson Cano	10/22/1982
Ichiro Suzuki	10/22/1973
Mike Harkey	10/25/1966
Corban Joseph	10/28/1988

November

Austin Romine	11/22/1988
Nick Swisher	11/25/1980
Mariano Rivera	11/29/1969

December

Eric Chavez	12/7/1977
Rafael Soriano	12/19/1979
David Aardsma	12/27/1981
Kevin Long	12/30/1966

(includes all current member of the 40-man roster)



ROBINSON CANO

NUMBER	HEIGHT	WEIGHT	BATS	THROWS
24	6-0	212	L	R
POSITION				
SECOND BASEMAN				

BIRTHDATE

October 22, 1982

2012 OPENING DAY AGE

29

BIRTHPLACE

San Pedro de Macoris, D.R.

RESIDES

San Pedro de Macoris, D.R.

M.L. SERVICE

7 years, 153 days

CAREER HIGHLIGHTS

A.L. All-Star Team

► 2006, 2010, 2011, 2012

A.L. Gold Glove

► 2010

A.L. Silver Slugger

► 2006, 2010, 2011

MLB All-Star

Futures Game

► 2003, 2004

STATUS

► Signed as a non-drafted free agent on January 5, 2001...signed a four-year contract with two one-year club options on February 7, 2008...the contract extends through 2011 with options for 2012 and 2013.

POSTSEASON NOTES

- Batted .318 (7-for-22) with 2R, 2 doubles, 2HR and 9RBI in the Yankees' five-game ALDS loss in 2011...led the team in RBI and tied for tops in hits...hit a grand slam and drove in six runs in the Game 1 win vs. Detroit...tied the Yankees single-game postseason record with 6RBI (fourth player to accomplish the feat)...was the 11th postseason grand slam all time by a Yankee, first since Ricky Ledee on 10/17/99 in ALCS Game 4 at Boston.
- Hit .343 (12-for-35) with 8R, 4HR and 6RBI in nine postseason games in 2010, leading the team in runs, hits and HR and tying for most RBI...hit all 4HR in the ALCS vs. Texas, becoming the first Yankee to hit 4HR in a single ALCS and fifth to do so in a single postseason series (also Reggie Jackson-5HR in 1977 WS, Hank Bauer-4HR in 1958 WS, Lou Gehrig-4HR in 1928 WS and Babe Ruth-4HR in 1926 WS).
- Reached base in 11 of his 15 postseason games in 2009, batting .193 (11-for-57) with 5R, 1 double, 2 triples, 6RBI and 4BB.
- Hit safely in three of the four 2007 ALDS games vs. Cleveland, hitting a solo HR in Games 1 and 4.
- Hit a bases-clearing double in his first career postseason at-bat in 2005 ALDS Game 1 at Los Angeles-AL.

CAREER NOTES

- According to the *Elias Sports Bureau*, at 713-501 (.587), has the second-highest personal winning percentage among active players (min. 1,000G), trailing only teammate Derek Jeter's .599 (1,547-1,036-2) mark.
- In his career, is a .298 (756-for-2,536) batter prior to the All-Star break with 381R, 170 doubles, 17 triples, 86HR and 346RBI in 651 games...in the second half, owns a .320 (703-for-2,195) career average with 337R, 164 doubles, 11 triples, 91HR and 369RBI in 563 games...since 1960, Cano's .332 (292-for-880) career average in September/October regular season games ranks seventh in the Majors (min. 300PA).
- Has 1,428 hits, 330 doubles and 697RBI as a second baseman since his debut on 5/3/05, each most among all Major League 2B over the span (credit: *Elias*)...his 177 career home runs are most by a Yankee whose primary position was 2B (ahead of Tony Lazzeri-169HR).
- Has collected 1,459 hits and 177HR through his first eight Major League seasons (2005-12), trailing only Joe DiMaggio (1,495) for the most hits in franchise history through a player's first eight seasons in the Majors...among active players, only Albert Pujols had more hits and home runs (1,531H, 319HR) in his first eight Major League seasons (credit: *Elias*).
- Has compiled eight straight seasons of at least 150H as a second baseman to begin his career...according to the *Elias Sports Bureau*, marks the longest such streak since Ryne Sandberg (10 straight, 1983-92)...has hit at least 10HR in each of his first eight Major

BESTS & STREAKS

Hits	5 - vs. BAL, 7/30/11
Runs	4 - at BAL, 4/9/09
2B	3 - 3 times Last: at SEA, 9/19/09
3B	1 - 27 times Last: vs. MIN, 9/19/11
HR	2 - 10 times Last: vs. BOS, 10/3/12
RBI	6 - 2 times Last: vs. BOS, 10/3/12
BB	3 - 5 times Last: at WAS, 6/16/12
SO	3 - 6 times Last: vs. TOR, 8/29/12
SB	1 - 31 times Last: at DET, 8/8/12
Hit Streak	23g - 6/24-7/20/12
"Walk-off" Hits	5 times Last: vs. CWS, 8/28/09 (HR)

League seasons (2005-12), joining Joe Gordon as the only second baseman to accomplish the feat in Major League history (min. 50% of games at 2B, credit: *ESPN Stats and Research*)...has reached the 25-doubles plateau in each of his first eight seasons, becoming the first Yankee ever to reach the mark in each of his first eight Major League seasons...has reached 25 doubles and 15HR six times in his career (2006-07, '09-12), becoming the only Yankees second baseman to reach the marks at least six times with the club.

- ▶ Recorded his 1,000th career hit with his eighth-inning, two-run double in 7/25/10 win vs. Kansas City...according to the *Elias Sports Bureau*, only two "homegrown" Yankees in the expansion era collected 1,000H in fewer at-bats than Cano (3,232): Derek Jeter (3,112) and Don Mattingly (3,042)...became the sixth second baseman to collect 1,000H with the Yankees, first since Willie Randolph...*Elias* also noted at the time that only six players active at the time of Cano's 1,000th hit reached the plateau in fewer at-bats than Cano (Ichiro Suzuki, Todd Helton, Albert Pujols, Derek Jeter, Vladimir Guerrero and Matt Holliday)...collected his 500th career hit in 9/25/07 loss at Tampa Bay (came in his 1,600th AB)...according to the *Elias Sports Bureau*, since Joe DiMaggio reached that milestone in 1938 (1,503AB), the only "homegrown" Yankee to collect 500 hits in fewer AB was Mattingly in 1986 (1,549AB).
- ▶ Is the only Major Leaguer with a hitting streak of at least 15G in each of the last four seasons (2009-12)—credit: *Elias*...his career-high—and AL-best—23-game hitting streak from 6/24-7/20/12 was the longest single-season streak by a Yankee since Derek Jeter hit in 25 straight from 8/20-9/16/06...was the 10th Yankee since 1942 to hit safely in at least 20 consecutive games...was the longest single-season hitting streak by a Yankees whose primary position is 2B since Joe Gordon hit safely in 29 straight games from 5/13-6/14/42...over the previous 80 seasons (1932-2011) the only other left-handed batter with a hitting streak of more than 20 games for the Yankees was Don Mattingly (24 games in 1986).
- ▶ Has hit the 25HR plateau four times in his career (2009-12), becoming the only Yankees second baseman to hit at least 25HR in four consecutive seasons and is one of only four players all time to accomplish the feat *while playing at least 50% of their games as a second baseman* (also Ryne Sandberg—four straight from 1989-92, Alfonso Soriano—four straight from 2002-05 and Dan Uggla—six straight from 2006-11).
- ▶ Has reached 20HR in four straight seasons (2009-12), joining Joe Gordon (1938-41) as the only Yankees 2B to accomplish the feat...ties Alfonso Soriano, Bret Boone and Lou Whitaker for the second-most career 20HR seasons among AL second basemen behind only Joe Gordon (7)...is one of only three second basemen in franchise history to hit at least 25HR in more than one season – also Joe Gordon, 1938-40 and Alfonso Soriano, 2002-03.
- ▶ Owns nine career grand slams, including seven at the current Yankee Stadium...are the most grand slams by a Yankees second baseman in franchise history...his nine grand slams *as a second baseman* are tied with Rogers Hornsby (nine) for second-most from the position trailing only Jeff Kent (13)—credit: *Elias*...his seven grand slams since the start of 2010 are most in the Majors over the stretch...his nine career grand slams are tied with Yogi Berra and Mickey Mantle for seventh-most in franchise history (Gehrig-23, DiMaggio-13, Rodriguez/Ruth-12, B. Williams-11 and Posada-10).
- ▶ His 334 career doubles are the fourth-most for any player in Baseball history through his first eight Major League seasons, trailing only Joe Medwick (353), Albert Pujols (342) and Paul Waner (337).
- ▶ Has reached the 45-doubles plateau for the third time in his career (2009 and '11-12), matching Lou Gehrig for most such seasons in franchise history.
- ▶ Has reached 40 doubles in each of the last four seasons and six times in his career, surpassing Bob Meusel (five) for the second-most 40-double seasons in franchise history, trailing only Lou Gehrig (seven)...



MAJOR LEAGUE SECOND BASEMEN (2006-12)*

HITS

1. ROBINSON CANO	1,304
2. Brandon Phillips.....	1,160
3. Placido Polanco.....	1,063
4. Dan Uggla.....	1,026
5. Dustin Pedroia.....	1,025

RUNS

1. Dan Uggla.....	673
2. Ian Kinsler.....	663
3. ROBINSON CANO	640
4. Chase Utley.....	637
5. Brandon Phillips.....	610

DOUBLES

1. ROBINSON CANO	300
2. Dustin Pedroia.....	245
3. Dan Uggla.....	221
4. Aaron Hill.....	219
5. Ian Kinsler.....	218

HOME RUNS

1. Dan Uggla.....	209
2. ROBINSON CANO	163
3. Chase Utley.....	156
4. Ian Kinsler.....	143
5. Brandon Phillips.....	142

RBI

1. ROBINSON CANO	653
2. Dan Uggla.....	625
3. Brandon Phillips.....	563
4. Chase Utley.....	556
5. Aaron Hill.....	470

GAMES

1. Dan Uggla.....	1,091
2. ROBINSON CANO	1,082
3. Brandon Phillips.....	1,053
4. Aaron Hill.....	959
5. Ian Kinsler.....	930

BATTING AVERAGE (min. 1,500PA)

1. ROBINSON CANO310
2. Dustin Pedroia.....	.303
3. Freddy Sanchez.....	.301
4. Placido Polanco.....	.298
5. Mark Grudzielanek.....	.298

*By players with at least 50% of games played at 2B

- ▶ Is the first player in franchise history to reach the 30-doubles plateau in each of his first eight Major League seasons...is the sixth player in Major League history to accomplish the feat joining Albert Pujols (10, 2001-10), Earl Averill (9, 1929-37), Paul Waner (9, 1926-34), Ted Williams (8, 1939-42, '46-49) and Al Simmons (8, 1924-31)—credit: *Elias*.
- ▶ Is the seventh Yankee all time to hit 40 doubles and 30HR in the same season and just the second second baseman (also Alfonso Soriano in 2002)...*Elias* notes he is the third player ever to collect at least 40 doubles and 25HR in four consecutive seasons, as he has done from 2009-12 (also Albert Pujols, 2001-04 and David Wright, 2005-08).
- ▶ Has 539 extra-base hits since 2005, more than any other second baseman in Baseball history through his first eight Major League seasons...has at least 80 extra-base hits in each of his last two seasons (2011-12), joining Rogers Hornsby (1924-25) as the only players in Baseball history to record back-to-back seasons with at least 80 extra-base hits *while playing at least 50% of his games at 2B*.
- ▶ Is the only second baseman in Baseball history to reach 40 doubles, 25HR, 100R and 100RBI in consecutive seasons (2010-11) and just the third Yankee overall to reach the totals in back-to-back years, joining Lou Gehrig and Don Mattingly.
- ▶ Joins Milwaukee's Ryan Braun as the only players to score at least 100R in each of the last four seasons (2009-12)..
- ▶ Owns a .503 career slugging pct., second-highest all-time among Major League second basemen behind only Rogers Hornsby (.577)-min. 3,000PA.
- ▶ Over the last five seasons (2008-12), has played in 800 total games, tied with the Dodgers' Adrian Gonzalez for second-most in the Majors behind Detroit's Prince Fielder (806G).
- ▶ Over the last five seasons (2008-12), has posted a .988 fielding percentage, handling a Major League-high 3,823 chances at second base over the span.
- ▶ Has played in a Major League-high 789 games at second base over the last five seasons (2008-12), trailing only Detroit first baseman Prince Fielder (795 games at 1B) for the most games played at any single position over the last five seasons...has played more games at second base than any other left-handed batter in franchise history.

**MOST CONSECUTIVE SEASONS,
25 DOUBLES/25HR,
ML SECOND BASEMAN**

Dan Uggla	5 (2006-10)
Ryne Sandberg	4 (1989-92)
Alfonso Soriano	4 (2002-05)
ROBINSON CANO	4 (2009-12)

**MOST SEASONS WITH AT LEAST 320
TOTAL BASES, AS A YANKEE**

Lou Gehrig	10 (1927-34, '36-37)
Babe Ruth	10 (1920-21, '23-24, '26-31)
Joe DiMaggio.....	5 (1936-38, '41, '48)
ROBINSON CANO	4 (2009-12)

2012

- ▶ Hit .313 (196-for-627) with 105R, 48 doubles, 33HR and 94RBI in 161 games (150GS at 2B and nine at DH)...tied his career high in doubles (also 2009) and established a career high in home runs.
- ▶ Led the Majors with a .359 (138-for-384) batting average and 42 doubles off right-handed pitching...batted .343 (72-for-210) with 18 doubles, 11HR and 36RBI during the day, the second-highest day batting average in the AL behind only Boston's David Ortiz (.371).
- ▶ Led all Major League second basemen in games played (161), hits (196), doubles (48), home runs (33), RBI (94) and batting average (.313)...tied the Rangers' Ian Kinsler for most runs among ML second basemen (105).
- ▶ Made his seventh career Opening Day roster...started each of the Yankees' first 62 games of the season (4/6-6/13).
- ▶ Was named to his fourth career All-Star Game, third straight as the AL's starting second baseman...went 1-for-2 in the 8-0 National League win on 7/10...also served as the AL's Home Run Derby captain (did not homer)...with Jeter elected as the AL's starting SS, the duo became just the second 2B/SS pair to earn three straight fan-elected All-Star starts together, joining Cincinnati's Joe Morgan and Dave Concepcion from 1975-77.
- ▶ Reached the All-Star break with 26 doubles and 20HR, becoming just the sixth player in franchise history with at least 20HR and 20 doubles prior to the All-Star break...joined Lou Gehrig (1934 and '36), Alfonso Soriano (2002), Jason Giambi (2002), Alex Rodriguez (2007) and Mark Teixeira (2009)—credit: *Elias*.
- ▶ Began the year with just 3HR in his first 38 games (4/6-5/17)...over his next 40 games (5/18-7/1), homered 17 times.
- ▶ Did not drive in a run over his first seven games of the season (4/6-13), his longest streak without an RBI to begin a season in his career and his longest such streak overall since a seven-game drought from 9/15-22/09.
- ▶ Hit a solo HR—his first HR of the season—in 4/18 loss vs. Minnesota...came in his 48th at-bat of the season...had just 1RBI on the season entering the game...with his first-inning RBI double, marked the first runs driven in by any Yankees cleanup batter in 2012 (came in the Yankees' 12th game of the season).

MOST RBI BY A YANKEE, POSTSEASON GAME

Bobby Richardson, 6RBI	1960 WS Gm 3 vs. PIT
Bernie Williams, 6RBI	1999 ALDS Gm 1 vs. TEX
Hideki Matsui, 6RBI	2009 WS Gm 6 vs. PHI
ROBINSON CANO, 6RBI	2011 ALDS Gm 1 vs. DET

- ▶ Hit his eighth career grand slam (off Luke Hochevar) and was 2-for-5 in 5/6 win at Kansas City...snapped a 63AB homerless stretch dating back to 4/18 vs. Minnesota...was his second career grand slam off Hochevar (also 2009)...according to *Elias*, became the first Yankee to hit two grand slams off one pitcher since Jim Leyritz against Bobby Thigpen (1993 at Chicago and 1994 at Seattle).
- ▶ Recorded an extra-base hit in each of five straight games from 5/6-11 after going 10 straight games without one from 4/25-5/5...doubled in four straight games from 5/14-17, one game shy of his career-long streak (5/10-16/05).
- ▶ Recorded a season-high-tying four hits in 5/11 win vs. Seattle, going 4-for-4 with 1 double and 1RBI.
- ▶ Collected his 300th career double in 5/16 loss at Toronto, becoming one of two Yankees second basemen (also Tony Lazzeri) to accomplish the feat...reached the 300 doubles milestone in his 1,090th career game, setting the Yankees franchise record for fewest games to 300 doubles (previously held by Bob Meusel – 1,109 games)—credit: *Elias*...is one of just two Yankees—along with Lou Gehrig—to reach 300 doubles before age 30...*Elias* notes just two other active players reached the mark in fewer games: Todd Helton and Brian Roberts.
- ▶ Hit 11HR in June, his highest total for any calendar month and the second-highest home run total by a Yankees second baseman in a month behind only Joe Gordon's 13HR in July 1940 (credit: *Elias*).
- ▶ Recorded his eighth career multi-HR game in 6/8 win vs. the Mets, hitting two two-run HRs off LHP Johan Santana...marked the third time he hit two homers off left-handed pitching in the same game (also 4/15/10 vs. Los Angeles-AL, Scott Kazmir and 4/29/10 at Baltimore, Brian Matusz and Alberto Castillo).
- ▶ Walked three times (2IBB) in 6/16 win at Washington, going 1-for-4 with 1R...marked his most walks in a game since 4/20/10 at Oakland and matched his career high (fifth time)...marked the sixth time in his career he was intentionally walked twice in a game.
- ▶ Hit safely in a career-high 23 straight games from 6/24-7/20, batting .400 (36-for-90) with 7HR and 21RBI over the stretch...was tied for the fourth-longest hitting streak by a Yankee since 1942 (the year after DiMaggio's record 56-game hitting streak), trailing only Joe Gordon (29G, 5/13-6/14/42), Derek Jeter (25G, 8/20-9/16/06) and Don Mattingly (24G, 8/30-9-26-86)...reached base safely in a career-high 26 consecutive games from 6/20-7/20.
- ▶ Drove in at least one run in a career-high nine straight games from 6/27-7/6...was the longest such streak by a Yankee since Derek Jeter from 5/23-6/2/04 (also nine in-a-row)...is the longest streak ever by a Yankees second baseman.
- ▶ Was named the AL "Player of the Week" for the period ending 7/1 after batting .414 (12-for-29) with 5R, 2 doubles, 4HR and 10RBI in seven games...led the AL in home runs, tied for first in RBI and tied for second in hits over the span...was his sixth career weekly honor and first since 8/22/10.
- ▶ Hit his ninth career grand slam and second of the season (also 5/6 at Kansas City off Luke Hochevar) in 8/1 win vs. Baltimore.
- ▶ Went hitless in four straight games with an at-bat (8/13-18)...was his longest such streak since going hitless from 6/10-13/08 (also four games)...snapped an 0-for-16 stretch with his fifth-inning single in 8/19 win vs. Boston.
- ▶ Hit two solo HRs in 8/27 loss vs. Toronto...was his ninth career multi-HR game and second of the season (also 6/8 vs. the Mets).
- ▶ Hit his 30th home run of the season in 9/12 win at Boston, establishing a single-season career high.
- ▶ Hit his 328th career double in 9/26 win at Minnesota, surpassing Tony Lazzeri for sole possession of 11th place in franchise history.
- ▶ Recorded multiple hits in each of his final nine games of the season (9/25-10-3), batting .615 (24-for-39) with 7 doubles, 3HR and 14RBI over the stretch...marked his longest career stretch of multi-hit games...was the longest such stretch by a Yankee since Bernie Williams (10 straight from 8/9-20/02).
- ▶ Hit his 175th career home run in 10/1 win vs. Boston, tying Bobby Murcer for 20th place on the Yankees' all-time list...also doubled twice, tying his career high with three extra-base hits in the game (first time since 8/10/11 vs. Los Angeles-AL).
- ▶ Tied his single game career high with 6RBI and recorded his 10th career multi-HR game (third of the season) in 10/3 win vs. Boston, going 4-for-4 in the contest...his third-inning homer was the 176th of his career, surpassing Bobby Murcer (175) for 20th place on the Yankees' all-time list.
- ▶ In 22 spring training games, hit .246 (15-for-61) with 11R, 5 doubles, 2HR and a team-high 15RBI.

LONGEST HITTING STREAKS BY A YANKEES LEFT-HANDED BATTER
Live Ball Era (since 1920)

1. Earl Combs, 193129G
2. Babe Ruth, 192126G
3. Don Mattingly, 198624G
4. **ROBINSON CANO, 2012.....23G**
5. Wally Pipp, 1923.....21G

MOST MULTI-HIT GAMES, 2009-12

1. Ichiro Suzuki.....249
2. **ROBINSON CANO.....236**
3. Miguel Cabrera.....233
4. Ryan Braun.....232
5. DEREK JETER.....228

CONSECUTIVE 200H SEASONS BY 2B, since 1961

- ROBINSON CANO.....2009-10**
 Carlos Baerga.....1992-93
 Dave Cash.....1974-75
 Rod Carew.....1973-74
 Pete Rose.....1965-66

FEWEST TEAM GAMES BY A YANKEE TO REACH 100 HITS IN A SEASON
credit: Elias Sports Bureau

- | Player | Year | Games |
|--------------------------|-------------|-----------|
| 1. Lou Gehrig | 1936 | 63 |
| 2. Earlle Combs | 1931 | 65 |
| 3. Earle Combs | 1929 | 67 |
| 4. Lou Gehrig | 1927 | 68 |
| 5. DEREK JETER | 1999 | 69 |
| T6. ROBINSON CANO | 2010 | 70 |
| Lou Gehrig | 1934 | 70 |
| Lou Gehrig | 1930 | 70 |
| Earle Combs | 1927 | 70 |
| Whitey Witt | 1923 | 70 |

PERSONAL

- ▶ Full name is Robinson Jose Cano...was signed by Carlos Rios...played basketball and baseball at San Pedro Apostol High School in San Pedro de Macoris...father, Jose, was originally signed by the Yankees in 1980 and made his Major League debut with Houston in 1989, pitching in six games.
- ▶ Received the 2010 "Joe DiMaggio Toast of the Town" Award from the New York Chapter of the BBWAA...was also given the 2010 "Player Citizen of the Year" Award from latinobaseball.com.
- ▶ Following the 2011 season, participated in the MLB All-Star series in Taiwan...took his father, Jose—who played professionally in Taiwan—as his guest.
- ▶ Purchased and donated an ambulance for his hometown of San Pedro de Macoris in November 2007...purchased an additional eight ambulances in January 2012, along with four school buses...was inspired after a friend in a motorcycle accident perished when he did not receive immediate medical attention from a local ambulance following and had to be driven nearly one hour away to Santo Domingo...joined the American Red Cross' National Celebrity Cabinet in 2008...visited with young cancer patients at Hackensack University Medical Center in May 2008...participated in the November 2008 announcement of the alliance formed between MLB, the United States Agency for International Development, the Peace Corps and six Dominican Republic non-profit agencies to use baseball as a catalyst to benefit poorer communities in the D.R.
- ▶ Participated in CPR training on 6/5/09 at Chelsea Piers as part of National Cardiopulmonary Resuscitation and Automated External Defibrillator Awareness Week...served as "Principal for a Day" at P.S. 55 in the Bronx on 6/16/09...also held a baseball clinic on Randall's Island in June 2009.
- ▶ As part of a Three Kings Day celebration, distributed toys to underprivileged kids in the Dominican Republic in January 2011 and 2012.
- ▶ Was among 30 finalists for the 2006 Roberto Clemente Award, given annually to the Major League Baseball player who combines outstanding skills on the baseball field with devoted work in the community...on October 23, 2007, received a proclamation from New York City honoring him for his help in the fight against cancer...participated in the Yankees donation of \$35,000 in cash, food and supplies to aid in hurricane relief in the Dominican Republic in November 2007...accompanied the Yankees delegation and the World Series trophy on 1/7/10 to meet Dominican Republic President Dr. Leonel Fernandez at the National Palace in Santo Domingo...joined the Yankees for their annual holiday food drive in December 2011.
- ▶ Visited the residence of the U.S. Ambassador to the Dominican Republic on 1/27/11 as part of MLB's "Dominican Baseball Families" initiative to support projects undertaken by the MLB Dominican Development Alliance.
- ▶ Wears No. 24 to recognize Jackie Robinson (No. 42) whom he was named after.



SECOND BASEMEN SINCE 1920
.315, 100R, 200H, 29HR, 100RBI IN A SINGLE SEASON

Rogers Hornsby	1922.....STL401 / 141 / 250 / 42 / 152
Rogers Hornsby	1925.....STL403 / 133 / 203 / 39 / 143
Rogers Hornsby	1929.....CHC380 / 156 / 229 / 39 / 149
Bret Boone	2001.....SEA.....	.331 / 118 / 206 / 37 / 141
ROBINSON CANO	2010	NY......319 / 103 / 200 / 29 / 109

Cano's Career Playing Record

Year	Club	AVG	G	AB	R	H	2B	3B	HR	RBI	SH	SF	HP	BB	SO	SB	CS	E	OBP	SLG
2001	GCL Yankees	.230	57	200	37	46	14	2	3	34	0	2	3	28	27	11	2	5	.330	.365
	Staten Island	.250	2	8	0	2	0	0	0	2	0	0	0	0	2	0	0	1	.250	.250
2002	Greensboro	.276	113	474	67	131	20	9	14	66	0	1	3	29	78	2	1	14	.321	.445
	Staten Island	.276	22	87	11	24	5	1	1	15	1	0	0	4	8	6	1	1	.308	.391
2003	Tampa	.276	90	366	50	101	16	3	5	50	0	3	4	17	49	1	1	13	.313	.377
	Trenton	.280	46	164	21	46	9	1	1	13	2	0	6	9	16	0	0	5	.341	.366
2004	Trenton	.301	74	292	43	88	20	8	7	44	0	4	3	24	40	2	4	11	.356	.497
	Columbus	.259	61	216	22	56	9	2	6	30	3	2	1	18	27	0	1	4	.316	.403
2005	Columbus	.333	24	108	19	36	8	3	4	24	0	0	0	6	13	0	0	4	.368	.574
	YANKEES	.297	132	522	78	155	34	4	14	62	7	3	3	16	68	1	3	17	.320	.458
2006	YANKEES - a	.342	122	482	62	165	41	1	15	78	1	5	2	18	54	5	2	9	.365	.525
	GCL Yankees	.400	1	5	0	2	0	0	0	1	0	0	0	0	0	0	0	0	.400	.400
	Trenton	.500	3	10	1	5	2	0	0	2	0	0	0	3	1	0	0	0	.615	.700
2007	YANKEES	.306	160	617	93	189	41	7	19	97	1	4	8	39	85	4	5	13	.353	.488
2008	YANKEES	.271	159	597	70	162	35	3	14	72	1	5	5	26	65	2	4	13	.305	.410
2009	YANKEES	.320	161	637	103	204	48	2	25	85	0	4	3	30	63	5	7	12	.352	.520
2010	YANKEES	.319	160	626	103	200	41	3	29	109	0	5	8	57	77	3	2	3	.381	.534
2011	YANKEES	.302	159	623	104	188	46	7	28	118	0	8	12	38	96	8	2	10	.349	.533
2012	YANKEES	.313	161	627	105	196	48	1	33	94	0	2	7	61	96	3	2	6	.379	.550
Minor League Totals		.278	493	1930	271	537	103	29	41	281	6	12	20	138	261	22	10	90	.331	.425
Major League Totals		.308	1214	4731	718	1459	334	28	177	715	10	36	48	285	604	31	27	83	.351	.503

Signed by the Yankees as a non-drafted free agent on January 5, 2001.

a - Placed on the 15-day disabled list from June 27-August 8, 2006 with a strained left hamstring.

Cano's Division Series Record

Year	Club vs. Opp.	AVG	G	AB	R	H	2B	3B	HR	RBI	SH	SF	HP	BB	SO	SB	CS	E	OBP	SLG
2005	NYY vs. LAA	.263	5	19	3	5	3	0	0	5	0	0	0	2	4	0	1	2	.333	.421
2006	NYY vs. DET	.133	4	15	0	2	0	0	0	0	0	0	0	0	1	0	0	0	.133	.133
2007	NYY vs. CLE	.333	4	15	3	5	1	0	2	3	0	0	0	1	1	0	1	1	.375	.800
2009	NYY vs. MIN	.167	3	12	1	2	0	0	0	1	0	0	0	0	1	0	0	0	.167	.167
2010	NYY vs. MIN	.333	3	12	3	4	0	1	0	1	0	0	0	0	0	0	0	0	.333	.500
2011	NYY vs. DET	.318	5	22	2	7	2	0	2	9	0	0	0	2	4	0	0	0	.375	.682
Division Series Totals		.263	24	95	12	25	6	1	4	19	0	0	0	5	11	0	2	3	.300	.474

Cano's Championship Series Record

Year	Club vs. Opp.	AVG	G	AB	R	H	2B	3B	HR	RBI	SH	SF	HP	BB	SO	SB	CS	E	OBP	SLG
2009	NYY vs. LAA	.261	6	23	4	6	1	2	0	4	0	0	2	4	3	0	0	2	.414	.478
2010	NYY vs. TEX	.348	6	23	5	8	1	0	4	5	0	0	0	1	3	0	0	0	.375	.913
LCS Totals		.304	12	46	9	14	2	2	4	9	0	0	2	5	6	0	0	2	.396	.696

Cano's World Series Record

Year	Club vs. Opp.	AVG	G	AB	R	H	2B	3B	HR	RBI	SH	SF	HP	BB	SO	SB	CS	E	OBP	SLG
2009	NYY vs. PHI	.136	6	22	0	3	0	0	0	1	0	1	0	0	5	0	0	0	.130	.136
World Series Totals		.136	6	22	0	3	0	0	0	1	0	1	0	0	5	0	0	0	.130	.136
POSTSEASON TOTALS		.258	42	163	21	42	8	3	8	29	0	1	2	10	22	0	2	5	.307	.491

Cano's All-Star Game Record

Year	Club, Site	AVG	G	AB	R	H	2B	3B	HR	RBI	SH	SF	HP	BB	SO	SB	CS	E	OBP	SLG
2006	NYY, Pittsburgh																			
Did Not Play - Injured																				
2010	NYY, Los Angeles-AL	.000	1	1	0	0	0	0	0	1	0	1	0	0	0	0	0	0	.000	.000
2011	NYY, Arizona	.000	1	2	0	0	0	0	0	0	0	0	0	0	0	0	0	0	.000	.000
2012	NYY, Kansas City	.500	1	2	0	1	0	0	0	0	0	0	0	0	0	0	0	0	.500	.500
All-Star Game Totals		.200	3	5	0	1	0	0	0	1	0	1	0	0	0	0	0	0	.167	.200

Cano's Career Fielding Record

Position	PCT	G	PO	A	E	TC	DP
Second Base	.986	1197	2370	3438	83	5891	788

Cano's Career Home Run Chart

MULTI-HOMER GAMES: 10, last on 10/3/12 vs. Boston. **GRAND SLAMS:** 9, last on 8/11/12 vs. Baltimore (Kevin Gregg). **PINCH-HIT HR:** 2, last on 4/14/08 at Tampa Bay (Al Reyes). **INSIDE-THE-PARK HR:** None. **WALK-OFF HR:** 1, on 8/28/09 vs. Chicago-AL (Randy Williams). **LEADOFF HR:** None.

Cano's Postseason Home Run Chart

MULTI-HOME RUN GAMES: None; **TWO-HOMER GAMES:** None; **GRAND SLAMS:** 9/30/11 vs. Detroit (Al Alburquerque); **PINCH-HIT HOME RUNS:** None; **INSIDE-THE-PARK HOME RUNS:** None; **WALK-OFF HOME RUNS:** None; **LEADOFF:** None.

JOBA CHAMBERLAIN



NUMBER

62

HEIGHT

6-2

WEIGHT

250

BATS

R

THROWS

R

POSITION

RIGHT-HANDED PITCHER

BIRTHDATE

September 23, 1985

2012 OPENING DAY AGE

26

BIRTHPLACE

Lincoln, Neb.

RESIDES

Lincoln, Neb.

M.L. SERVICE

5 years, 55 days

COLLEGE

University of Nebraska

CAREER HIGHLIGHTS

MLB All-Star

Futures Game

► 2007

STATUS

- Selected by the Yankees in Compensation Round A (41st overall) of the 2006 First-Year Player Draft...signed through the 2012 season.

POSTSEASON NOTES

- Made 10 relief appearances for the World Champion Yankees in the 2009 postseason, going 1-0 with a 2.84 ERA (6.1IP, 9H, 2ER, 1BB, 7K)... made two relief appearances in the 2007 ALDS vs. Cleveland... made his playoff debut in the Yankees' 2-1, 11-inning loss in Game 2, when he allowed the game-tying run to score in the eighth on 2BB, 2WP and 1HP while "midges" descended on the pitcher's mound.

CAREER NOTES

- Since 2007 when he debuted, ranks seventh among AL relievers with an average of 10.04K/9.0IP (181.0IP, 202K) in relief appearances (min. 150.0IP).
- In his career, is 9-6 with a 3.18 ERA in 172 relief appearances (181.0IP, 159H, 69R, 64ER, 55BB, 202K, 14HR)... has made 43 career starts, going 12-7 with a 4.18 ERA (221.2IP, 103ER) with 206K.
- Owns an 11-3 record with a 3.20 ERA (183.0IP, 65ER) and a .236 (164-for-695) opponents average in 109 career appearances (17 starts) against the AL East...is 10-10 with a 4.18 ERA (219.2IP, 102ER) and a .265 (222-for-839) opponents average against the rest of Baseball.

2012

- Was 1-0 with a 4.35 ERA (20.2IP, 10ER) in 22 relief appearances...opponents batted .302 (26-for-86) with 3HR; LH .226 (7-for-31, 0HR), RH .345 (19-for-55, 3HR)... retired 15-of-22 first batters faced...allowed 13-of-24 inherited runners to score.
- Did not allow an earned run over his final 11 appearances of the season from 9/9-10/2 (10.1IP) after allowing 10ER in 10.1IP (8.71 ERA) over his first 11 outings of the year from 8/1-9/6.
- Began the season on the 15-day disabled list recovering from "Tommy John" surgery (performed in June 2011) and a right ankle dislocation (suffered on 3/22/12)...was transferred to the 60-day disabled list on 5/3...was returned from rehab and reinstated from the 60-day D.L. on 7/31... missed the Yankees' first 102 games of the season.
- Made seven combined rehab appearances with the GCL Yankees, Single-A Tampa and Double-A Trenton (9.1IP, 4H, 3R, 1ER, 1BB, 10K, 1HR)...began his rehab assignment with the GCL Yankees on 7/10, tossing 4.0 scoreless innings over three starts (1R, 0ER, 6K)...was transferred to Tampa from 7/20-25, going 0-1 with a 2.25 ERA (4.0IP, 3H, 2R, 1ER, 1BB, 1K, 1HR) in three outings...in one rehab relief appearance with Trenton on 7/29, tossed 1.1 scoreless inning to earn the win (1H, 3K).

BESTS & STREAKS

Low hit CG

N/A

IP (start)

8.0 - 2 times

Last: at TB, 7/29/09

IP (relief)

2.0 - 10 times

Last: at TB, 7/30/10

Hits

9 - 6 times

Last: vs. TEX, 8/25/09

Hits (relief)

4 - 4 times

Last: vs. TEX, 8/16/12

Runs

8 - vs. TOR, 7/5/09

Runs (relief)

4 - 3 times

Last: at SEA, 7/10/10

BB

7 - vs. BOS, 8/6/09

SO

12 - vs. BOS, 5/5/09

HR

2 - 4 times

Last: vs. BOS, 9/25/09

Winning Streak

5g - 2 times

Last: 9/4/10-present

Losing Streak

4g - 8/16-9/20/09

- ▶ Made his season debut in 8/1 win vs. Baltimore—his first appearance since 6/5/11 at Los Angeles—allowing 4H and 2ER in 1.2IP (1BB, 1HR).
- ▶ Appeared in back-to-back games for the first time in the Majors in 2012 in 8/6 and 8/7 losses at Detroit, combining to allow 1ER in 2.1IP (4H, 2BB, 2K).
- ▶ Earned his only win of the season on 9/9 at Baltimore, tossing 1.2 scoreless innings (1BB)...struck out four batters, tying his career high in a relief appearance (third time, first since 9/21/07 vs. Toronto).
- ▶ Made his 200th career appearance in 8/20 loss at Chicago-AL, allowing 2H and 1ER in 0.2IP (2K, 1HP, 1HR).

PERSONAL

- ▶ Name is pronounced "Jah-bah"...full name is Justin Louis Chamberlain...the name "Joba" came from a young relative who could not pronounce Justin...signed by Steve Lemke and Tim Kelly...is a descendant of the Winnebago Indian Tribe...has a son, Karter.
- ▶ Attended Division II Nebraska-Kearney his freshman year (2004), then transferred to the University of Nebraska the next year...was a member of the Cornhuskers team that went to the 2005 College World Series...was named a 2006 First-Team Preseason All-American by *Collegiate Baseball* and Second-Team Preseason All-American by the National College Baseball Writers Association...won the 2005 Big 12 "Newcomer Pitcher of the Year" while being named Third-team All-American by *Collegiate Baseball* and First-team All-Big 12.
- ▶ Wears No. 62 because the numbers add up to eight as a tribute to Nate Ruan, a childhood friend who died of brain cancer when Joba was 12 and wore No. 8.
- ▶ Established the Dream 62 Foundation to promote healthy, active lifestyles.
- ▶ Spent time with area youth at the Kips Bay Boys & Girls Club in the Bronx in August 2007...handed out Christmas gifts to area youngsters from New York City's Police Athletic League in December 2007...also visited the Department of Pediatrics at Memorial Sloan-Kettering Cancer Center in Manhattan on 12/20/07 as part of their "Yankees Universe" initiative...served as spokesman for MSKCC Yankees Universe campaign in 2008.
- ▶ Honored by the New York Chapter of the BBWAA with the Joe DiMaggio "Toast of the Town" Award on 1/27/08...received a 2010 Thurman Munson Award for his on-field excellence and community service.
- ▶ Treated a deserving student and their family from Lincoln, Neb., to a trip to Disney World in February from 2008-11...participated in Health Awareness Day at Kips Bay Boys and Girls Club in New York City in April 2008, joining Yankees Strength and Conditioning Coordinator Dana Cavalea in leading the children in a variety of exercises...honored as the Police Athletic League's 2008 "Athlete of the Year"...wrapped gifts on 11/17/09 at the New Yorkers for Children benefit for foster children at Madison Square Garden...passed out gifts to disadvantaged children in Winnebago, Neb., in December 2009.
- ▶ Donated himself to the Third Annual "ALS in the Heartland" Bachelor/Bachelorette Charity Auction in Omaha, Neb., on 1/23/09.
- ▶ Rode on the Oneida Indian Nation's float in the 2011 Macy's Thanksgiving Day Parade in New York City...donated money toward the construction of a walking track at Holmes Elementary School in Lincoln, Neb., as well as cameras and projectors for the school's classrooms.
- ▶ Participated with the New York Giants' Hakeem Nicks at the Center for Disabilities Telethon on 1/29/12 in Albany, N.Y...received a haircut on 2/19/12 in Tampa Fla., donating his hair to "Locks of Love."

Chamberlain's Career Pitching Record

Year	Club	W	L	ERA	G	GS	CG	SHO	SV	IP	H	R	ER	HR	HP	BB	SO	WP	BK
2007	Tampa	4	0	2.03	7	7	0	0	0	40.0	25	10	9	0	1	11	51	2	0
	Trenton	4	2	3.35	8	7	0	0	0	40.1	32	15	15	4	2	15	66	3	0
	Scranton/WB	1	0	0.00	3	1	0	0	0	8.0	5	0	0	0	0	1	18	1	0
	YANKEES	2	0	0.38	19	0	0	0	1	24.0	12	2	1	1	1	6	34	1	0
2008	YANKEES - a	4	3	2.60	42	12	0	0	0	100.1	87	32	29	5	2	39	118	4	2
2009	YANKEES	9	6	4.75	32	31	0	0	0	157.1	167	94	83	21	12	76	133	5	2
2010	YANKEES	3	4	4.40	73	0	0	0	3	71.2	71	37	35	6	1	22	77	5	1
2011	YANKEES - b	2	0	2.83	27	0	0	0	0	28.2	23	10	9	3	1	7	24	1	0
2012	GCL Yankees	0	0	0.00	3	3	0	0	0	4.0	0	1	0	0	0	0	6	0	0
	Tampa	0	1	2.25	3	3	0	0	0	4.0	3	2	1	1	0	1	1	0	0
	Trenton	1	0	0.00	1	0	0	0	0	1.1	1	0	0	0	0	0	3	0	0
	YANKEES - c	1	0	4.35	22	0	0	0	0	20.2	26	11	10	3	2	6	22	0	0
Minor League Totals		10	3	2.30	25	21	0	0	0	97.2	66	28	25	5	3	28	145	6	0
Major League Totals		21	13	3.73	215	43	0	0	4	402.2	386	186	167	39	19	156	408	16	5

Selected by the Yankees in Compensation Round A (41st overall) of the 2006 First-Year Player Draft

- a – Placed on the 15-day disabled list from August 6 – September 2, 2008 with right shoulder tendinitis.
- b – Placed on the 15-day disabled list from June 8 through the end of the season with a torn medial collateral ligament in his right elbow...transferred to the 60-day disabled list on June 10.
- c – Placed on the 15-day disabled list on April 4, 2012 (retroactive to March 26) while recovering from "Tommy John" surgery and a right ankle dislocation...was transferred to the 60-day disabled list on May 3 and reinstated from the disabled list on July 31, 2012.

Chamberlain's Division Series Pitching Record

Year	Club vs. Opp.	W	L	ERA	G	GS	CG	SHO	SV	IP	H	R	ER	HR	HP	BB	SO	WP	BK
2007	NY Yankees vs. Cleveland	0	0	4.91	2	0	0	0	0	3.2	3	2	2	0	1	3	4	2	0
2009	NY Yankees vs. Minnesota	0	0	0.00	3	0	0	0	0	1.2	2	0	0	0	0	0	1	0	0
2010	NY Yankees vs. Minnesota	On Roster - Did Not Appear																	
Division Series Totals		0	0	3.38	5	0	0	0	0	5.1	5	2	2	0	1	3	5	2	0

Chamberlain's League Championship Series Record

Year	Club vs. Opp.	W	L	ERA	G	GS	CG	SHO	SV	IP	H	R	ER	HR	HP	BB	SO	WP	BK
2009	NY Yankees vs. Los Angeles	0	0	5.40	4	0	0	0	0	1.2	5	1	1	0	0	0	2	0	0
2010	NY Yankees vs. Texas	0	0	2.70	3	0	0	0	0	3.1	4	1	1	0	0	2	3	0	0
LCS Totals		0	0	3.60	7	0	0	0	0	5.0	9	2	2	0	0	2	5	0	0

Chamberlain's World Series Record

Year	Club vs. Opp.	W	L	ERA	G	GS	CG	SHO	SV	IP	H	R	ER	HR	HP	BB	SO	WP	BK
2009	NY Yankees vs. Philadelphia	1	0	3.00	3	0	0	0	0	3.0	2	1	1	1	0	1	4	0	0
World Series Totals		1	0	3.00	3	0	0	0	0	3.0	2	1	1	1	0	1	4	0	0
POSTSEASON TOTALS		1	0	3.38	15	0	0	0	0	13.1	16	5	5	1	1	6	14	2	0

Chamberlain's Regular Season Batting Record

Year	Team	AVG	G	AB	R	H	2B	3B	HR	RBI	SH	SF	HP	BB	SO	SB	CS	
2012	NY Yankees	Did Not Bat																
Major League Totals		.000	215	5	0	0	0	0	0	0	2	0	0	1	1	0	0	

Chamberlain's Career Fielding Record

Position	PCT	G	PO	A	E	TC	DP
Pitcher	.972	215	17	53	2	72	7

ERIC CHAVEZ

NUMBER

12

HEIGHT

6-1

WEIGHT

215

BATS

L

THROWS

R

POSITION

INFIELDER



BIRTHDATE

December 7, 1977

2012 OPENING DAY AGE

34

BIRTHPLACE

Los Angeles, Calif.

RESIDES

Paradise Valley, Ariz.

M.L. SERVICE

14 years, 20 days

CAREER HIGHLIGHTS

A.L. Gold Glove

- ▶ 2001, 2002, 2003, 2004, 2005, 2006

A.L. Silver Slugger

- ▶ 2002

Baseball America Minor League Player of the Year

- ▶ 1998

STATUS

- ▶ Signed by the Yankees as a free agent to a one-year contract on February 27, 2012...contract extends through the 2012 season.

POSTSEASON NOTES

- ▶ Started at 3B for all 27 of Oakland's postseason games in the 2000s.
- ▶ Has played in a five-game series in the ALDS five times in his career, coming out on the losing end each time (2000-03 w/Oakland and 2011 w/ the Yankees).
- ▶ Hit his first career postseason home run on 10/2/02 in Game 2 of the ALDS win vs. Minnesota off Joe Mays... finished the series batting .381 (8-for-21) with a team-high 5RBI.
- ▶ Played his first 10 postseason games against the Yankees, in Oakland's 2000 and 2001 ALDS losses...went 3-for-4 with 2R and 1RBI in his postseason debut on 10/3/00 vs. the Yankees.

CAREER NOTES

- ▶ Has 248 career home runs...according to *Elias*, is one of two active Major Leaguers (also Aubrey Huff-242HR) who have never been selected to an All-Star game despite having hit at least 200 career home runs.
- ▶ Won six consecutive AL Gold Glove awards at third base from 2001-06, tying Buddy Bell for the second-most awards by an American Leaguer at the position behind Brooks Robinson (16)...set an Oakland record for fielding pct. by a third baseman with a .987 mark in 2006.
- ▶ At the time he left the A's, ranked in the top 10 in nearly every offensive category since the team's relocation to Oakland prior to the 1968 season: was second in doubles (282) and extra base hits (532), third in total bases (2,288), fourth in runs (730), home runs (230), RBI (787), games (1,320), at bats (4,783) and strikeouts (922), fifth in hits (1,276) and seventh in walks (565) and slugging pct. (.478)...entering the 2011 season, had appeared in 1,320 career games—all with Oakland—ranking 10th among then-active players who had only appeared for one Major League team in their careers.

2012

- ▶ Hit .281 (78-for-278) with 36R, 12 doubles, 16HR, 37RBI and 30BB in 113 games (50 starts at 3B, 17 at DH and six at 1B)...played in his most games since 2006 (137 w/ Oakland).
- ▶ Made his 13th career Opening Day roster and second with the Yankees.
- ▶ Batted .307 (59-for-192) with 12HR as a 3B or 1B, compared to a .278 (15-for-54) mark with 3HR as DH.
- ▶ Hit 16HR in 278AB after hitting just 2HR in 160AB with the Yankees in 2011...marked his most home runs in a season since 2007 (15HR)...more than tripled his total from 2008-11 combined (5HR).

BESTS & STREAKS

Hits

5 - at ATL, 6/12/05

Runs

4 - at KC, 7/20/01

2B

2 - 20 times
Last: at BOS, 9/12/12

3B

1 - 21 times
Last: at DET, 5/5/11

HR

2 - 16 times
Last: at BOS, 4/20/12

RBI

8 - at BAL, 8/30/01

BB

4 - 2 times
Last: vs. LAD, 6/17/06

SO

4 - at HOU, 6/12/07

SB

1 - 47 times
Last: at NYM, 6/24/07

Hit Streak

15g - 5/27-6/18/00

"Walk-off" Hits

4-times
Last vs. BOS, 6/4/07 (HR)

- ▶ Homered 13 times in his final 71 games of the season (from 6/20-10/3)...after hitting just 3HR over his first 42 games of the season (4/7-6/19).
- ▶ Hit two solo HRs in 4/20 win at Boston, marking his 16th career multi-HR game—all 2HR games—and first since 4/11/06 w/ Oakland at Minnesota.
- ▶ Made an error in the seventh inning of 4/24 loss at Texas (dropped foul pop-up), his first error since 6/14/08 at San Francisco (w/ Oakland).
- ▶ Was removed from 5/2 loss vs. Baltimore in the middle of his fifth-inning at-bat with whiplash and concussion symptoms...sustained the injury while diving for J.J. Hardy's double in the top of the fifth inning...was placed on the seven-day concussion disabled list from 5/3-11, missing seven team games.
- ▶ His fourth-inning double in 5/21 loss vs. Kansas City came in his 5,000th career at-bat.
- ▶ Hit seventh-inning, game-winning, pinch-hit solo HR on 6/23 at the Mets...was his first career pinch-hit HR...became the first Yankee to hit a go-ahead, pinch-hit HR in the seventh inning or later since Jorge Posada on 9/14/10 at Tampa Bay (10th-inning solo HR).
- ▶ Hit solo HR and was 3-for-3 with 2R in 7/15 loss vs. Los Angeles-AL, marking his most hits in a game since 8/3/11 at Chicago-AL (also 3H).
- ▶ In 28 games with Alex Rodriguez on the 15-day disabled (from 7/25-9/2), hit .333 (27-for-81) with 12R, 2 doubles, 5HR and 12RBI.
- ▶ Snapped an 0-for-13 stretch with a second-inning single in 7/30 loss vs. Baltimore.
- ▶ Scored a run in five straight games (8/6-13), his longest such stretch since 5/23-28/06 (six straight).
- ▶ Had a career-high six straight multi-hit games from 8/6-15...drove in a run in five straight games from 8/7-15, his longest such stretch since a six-game streak from 8/26-9/1/04.
- ▶ Hit game-winning, go-ahead solo HR in the eighth inning—the second of back-to-back homers with Teixeira—and went 2-for-4 with 2R, 1HR and 1RBI in 8/9 win at Detroit...were the first back-to-back home runs by the Yankees in the eighth inning or later on the road—with the first one tying the game and the second giving them the lead—since 8/24/55 when Yogi Berra and Mickey Mantle hit consecutive homers in the ninth inning of a 3-2 win also in Detroit.
- ▶ Batted cleanup in the starting lineup on 9/2 vs. Baltimore for the first time since 2010.
- ▶ Hit his 300th career double in the third inning of 9/12 win at Boston.
- ▶ Hit .279 (12-for-43) with 1R, 3 doubles and 6RBI in 17 spring training games.

PERSONAL

- ▶ Full name is Eric Cesar Chavez...graduated from Mount Carmel High School in 1996 where he was a two-time *Baseball America* High School All-America selection...supports former A's pitcher Dave Stewart's Ante Up for Autism event...served as a member of the Oakland Action Team, a national youth volunteer initiative administered by Major League Baseball...originally selected by Oakland in the first round (10th overall pick) of the 1996 First-Year Player Draft.

Chavez's Career Batting Record

Year	Team	AVG	G	AB	R	H	2B	3B	HR	RBI	SH	FP	BB	SO	SB	CS	E	OBP	SLG	
1997	Visalia	.271	134	520	67	141	30	3	18	100	3	2	2	37	91	13	7	32	.321	.444
1998	Huntsville	.328	88	335	66	110	27	1	22	86	3	3	1	42	61	12	4	14	.402	.612
	Edmonton	.325	47	194	38	63	18	0	11	40	0	2	1	12	32	2	3	7	.364	.588
	OAKLAND	.311	16	45	6	14	4	1	0	6	0	0	3	5	1	1	0	.354	.444	
1999	OAKLAND - a	.247	115	356	47	88	21	2	13	50	0	0	0	46	56	1	1	9	.333	.427
2000	OAKLAND	.277	153	501	89	139	23	4	26	86	0	5	1	62	94	2	2	18	.355	.495
2001	OAKLAND	.288	151	552	91	159	43	0	32	114	0	7	4	41	99	8	2	12	.338	.540
2002	OAKLAND	.275	153	585	87	161	31	3	34	109	0	2	1	65	119	8	3	17	.348	.513
2003	OAKLAND	.282	156	588	94	166	39	5	29	101	0	3	1	62	89	8	3	14	.350	.514
2004	Sacramento	.308	3	13	2	4	1	0	0	0	0	0	1	2	0	0	0	.357	.385	
	OAKLAND - b	.276	125	475	87	131	20	0	29	77	0	4	3	95	99	6	3	13	.397	.501
2005	OAKLAND	.269	160	625	92	168	40	1	27	101	0	9	2	58	129	6	0	15	.329	.466
2006	OAKLAND	.241	137	485	74	117	24	2	22	72	0	6	1	84	100	3	0	5	.351	.435
2007	OAKLAND - c	.240	90	341	43	82	21	2	15	46	0	4	0	34	76	4	2	6	.306	.446
2008	Sacramento	.367	9	30	7	11	3	0	2	3	0	0	0	3	7	0	0	0	.424	.667
	OAKLAND - d, e	.247	23	89	10	22	7	0	2	14	0	0	0	6	18	0	0	1	.295	.393
2009	OAKLAND - f	.100	8	30	0	3	1	0	0	1	0	0	0	1	7	0	0	0	.129	.133
2010	OAKLAND - g	.234	33	111	10	26	8	0	1	10	0	4	0	8	31	0	0	0	.276	.333
	AZL Athletics	.333	1	3	0	1	0	0	0	0	0	0	0	1	0	0	0	0	.333	.333
2011	YANKEES - h, i	.263	58	160	16	42	7	1	2	26	0	1	0	14	34	0	0	0	.320	.356
	Tampa	.333	6	21	4	7	2	0	1	3	0	0	2	4	0	0	0	0	.391	.571
2012	YANKEES - j, k	.281	113	278	36	78	12	0	16	37	0	4	1	30	59	0	0	6	.348	.496
Minor League Totals		.302	288	1116	184	337	81	4	54	232	6	7	4	97	198	27	14	53	.358	.527
Major League Totals		.267	1491	5221	782	1396	301	21	248	850	0	49	14	609	1015	47	17	116	.343	.476
NY Yankees Total		.274	171	438	52	120	19	1	18	63	0	5	1	44	93	0	0	6	.338	.445

Selected by the Oakland Athletics in the first round of the 1996 First-Year Player Draft.

- a - Placed on the 15-day disabled list from August 21-September 19, 1999, with a torn plantar fascia in right foot.
- b - Placed on the 15-day disabled list from June 2-July 9, 2004, with a broken bone in his right hand.
- c - Placed on the 15-day disabled list on August 3, 2007, with lower back spasms...transferred to the 60-day disabled list from September 1-October 8, 2007.
- d - Placed on the 15-day disabled list on March 24, 2008, with recurring back pain...transferred to the 60-day disabled list from April 24-May 29, 2008.
- e - Placed on the 15-day disabled list on July 2, 2008, with right shoulder surgery...transferred to the 60-day disabled list from August 6-November 14, 2008.
- f - Placed on the 15-day disabled list on May 1, 2009, with a strained right forearm and herniated disc...transferred to the 60-day disabled list from May 19-November 6, 2009.
- g - Placed on the 15-day disabled list on May 22, 2010, with neck spasms...transferred to the 60-day disabled list from July 7-November 2, 2010.
- h - Signed as a free agent to a minor league contract with the New York Yankees on February 4, 2011.
- i - Placed on the 15-day disabled list on May 6, 2011, with a fractured left foot...transferred to the 60-day disabled list from June 8-July 25, 2011.
- j - Signed by the Yankees as a free agent on February 27, 2012.
- k - Placed on the 7-day disabled list with whiplash and concussion syndromes from May 3-10, 2012.

Chavez's Division Series Record

Year	Club vs. Opp.	AVG	G	AB	R	H	2B	3B	HR	RBI	SH	SF	HP	BB	SO	SB	CS	E	OBP	SLG
2000	OAK vs. NYY	.333	5	21	4	7	3	0	0	4	0	0	0	0	5	0	0	0	.333	.476
2001	OAK vs. NYY	.143	5	21	0	3	1	0	0	0	0	0	0	0	5	0	0	1	.143	.190
2002	OAK vs. MIN	.381	5	21	3	8	0	0	1	5	0	0	2	1	0	0	0	0	.435	.524
2003	OAK vs. BOS	.045	5	22	1	1	1	0	0	0	0	0	1	3	1	0	2	.087	.091	
2006	OAK vs. MIN	.200	3	10	2	2	1	0	1	1	0	0	2	4	0	0	0	.333	.600	
2011	NY Yankees vs. DET	.000	1	1	0	0	0	0	0	0	0	0	0	0	1	0	0	0	.000	.000
Division Series Totals		.219	24	96	10	21	6	0	2	10	0	0	0	5	19	1	0	3	.257	.344

Chavez's League Championship Series Record

Year	Club vs. Opp.	AVG	G	AB	R	H	2B	3B	HR	RBI	SH	SF	HP	BB	SO	SB	CS	E	OBP	SLG
2006	OAK vs. DET	.231	4	13	1	3	1	0	1	2	0	0	0	2	4	0	0	1	.333	.538
LCS Totals		.231	4	13	1	3	1	0	1	2	0	0	0	2	4	0	0	1	.333	.538
POSTSEASON TOTALS		.220	28	109	11	24	7	0	3	12	0	0	0	7	23	1	0	4	.267	.367

Chavez's Career Fielding Record

Position	PCT	G	PO	A	E	TC
Third Base	.969	1339	999	2618	115	3733
First Base	.987	15	68	6	1	75
Shortstop	1.000	5	1	0	0	1
Outfield	1.000	2	2	0	0	2


Chavez's Career Home Run Chart

MULTI-HOMER GAMES: 16; **TWO-HOMER GAMES:** 16, last on 4/20/12 at Boston. **GRAND SLAMS:** 5, last on 6/2/05 vs. Toronto (Josh Towers). **PINCH-HIT HR:** 1, on 6/23/12 at New York-NL (Jon Rauch). **INSIDE-THE-PARK HR:** 1, on 8/8/00 at New York-AL (Roger Clemens). **WALK-OFF HR:** 2, last on 6/4/07 vs. Boston (Kyle Snyder). **LEADOFF HR:** None.

Chavez's Postseason Home Run Chart

MULTI-HOME RUN GAMES: None; **TWO-HOMER GAMES:** None; **GRAND SLAMS:** None; **PINCH-HIT HOME RUNS:** None; **INSIDE-THE-PARK HOME RUNS:** None; **WALK-OFF HOME RUNS:** None; **LEADOFF:** None.

CODY EPPLEY



NUMBER	HEIGHT	WEIGHT	BATS	THROWS
38	6-5	205	R	R
POSITION RIGHT-HANDED PITCHER				

BIRTHDATE

October 8, 1985

OPENING DAY AGE

26

BIRTHPLACE

Dillsburg, Pa.

RESIDES

Dillsburg, Pa.

M.L. SERVICE

1.022 (Rookie)

COLLEGE

Virginia Commonwealth University

STATUS

► Claimed off waivers by the Yankees from the Texas Rangers on April 5, 2012...signed through the 2012 season.

2012

► Was 1-2 with a 3.33 ERA (46.0IP, 17ER) over three stints with the Yankees in 2012 (4/19-29, 5/4-13 and 5/15-10/3)...opponents batted .266 (46-for-173, 3HR); LH .352 (19-for-54, 0HR), RH .227 (27-for-119, 3HR)...retired 45-of-58 first batters faced...allowed just five of his 42 inherited runners to score (11.9%).

► Was recalled from Triple-A Scranton/Wilkes-Barre on 4/19...made his Yankees debut in 4/20 win at Boston, allowing a hit to his only batter faced.

► Tossed a career-high 3.0 innings in 4/28 loss vs. Detroit (2H, 1ER, 1BB, 3K, 1HR).

► Was optioned to Triple-A Scranton/Wilkes-Barre on 5/13 when Andy Pettitte was added to the 25-man roster...recalled by the Yankees two days later on 5/15 when RHP David Robertson was placed on the disabled list.

► Recorded "walk-off" losses in back-to-back appearances on 7/20 and 7/22 at Oakland, combining to allow 5H and 2ER in 0.1IP.

► Earned his only win of the season in 9/19 Game 2 win vs. Toronto, striking out his only batter faced.

► Earned two saves in seven relief appearances with Scranton/WB, tossing 9.1 scoreless innings overall (3H, 1BB, 13K).

► Attended spring training with Texas, posting a 6.00 ERA (3.0IP, 2ER) in three relief appearances...was claimed off waivers by the Yankees from Texas on 4/5 after being designated for assignment by the Rangers on 4/4.

BESTS & STREAKS

IP (relief)

3.0 - vs. DET, 4/28/12

Hits

5 - vs. NYY, 5/8/11

Runs

6 - vs. NYY, 5/8/11

BB

2 - 3 times
Last: at BOS, 7/8/12

SO

3 - 3 times
Last: at TOR, 8/12/12

HR

2 - vs. NYY, 5/8/11

Winning Streak

1g - 2 times
Last: 9/19/12 (Game 2)

Losing Streak

3g - 5/17/11-7/22/12

Eppley's Career Pitching Record

Year	Club	W	L	ERA	G	GS	CG	SHO	SV	IP	H	R	ER	HR	HP	BB	SO	WP	BK
2008	AZL Rangers	2	2	2.10	19	0	0	0	7	25.2	19	12	6	1	0	5	34	5	0
	Clinton	0	0	9.00	2	0	0	0	0	2.0	2	2	2	0	1	0	3	1	0
2009	Hickory	1	3	2.93	37	0	0	0	6	67.2	65	31	22	4	3	6	76	5	0
2010	Backersfield	2	0	0.00	14	0	0	0	6	18.0	9	0	0	0	1	1	24	4	0
	Frisco	1	1	1.19	19	0	0	0	9	22.2	12	3	3	0	0	9	27	0	0
	Oklahoma City	2	1	4.08	18	0	0	0	1	28.2	32	13	13	3	0	13	31	0	0
2011	Round Rock	4	2	3.90	43	0	0	0	10	55.1	51	27	24	3	1	34	55	7	0
	TEXAS	1	1	8.00	10	0	0	0	0	9.0	11	8	8	3	1	5	6	1	0
2012	Scranton/WB	0	0	0.00	7	0	0	0	2	9.1	3	0	0	0	0	1	13	0	0
	YANKEES	1	2	3.33	59	0	0	0	0	46.0	46	19	17	3	0	17	32	2	0
Minor League Totals		12	9	2.75	159	0	0	0	39	229.1	193	88	70	11	6	69	263	22	0
Major League Totals		2	3	4.09	69	0	0	0	0	55.0	57	27	25	6	1	22	38	3	0

Selected by the Texas Rangers in the 43rd round of the 2008 First-Year Player Draft.

a - Acquired off waivers by the Yankees from the Texas Rangers, April 5, 2012.

Eppley's Career Fielding Record

Position	PCT	G	PO	A	E	TC	DP
Pitcher	1.000	69	1	16	0	17	1

FREDDY GARCIA

NUMBER

36

HEIGHT

6-4

WEIGHT

255

BATS

R

THROWS

R

POSITION

RIGHT-HANDED PITCHER



BIRTHDATE

October 6, 1976

2012 OPENING DAY AGE

35

BIRTHPLACE

Caracas, Venezuela

RESIDES

Miami, Fla.

M.L. SERVICE

12 years, 60 days

CAREER HIGHLIGHTS

A.L. All-Star

▶ 2001, 2002

STATUS

▶ Signed by the Yankees as a free agent on December 9, 2011...contract extends through the 2012 season.

POSTSEASON NOTES

- ▶ Owns a career mark of 6-3 with a 3.28 ERA (60.1IP, 22ER) and 51K in 10 postseason starts... among active pitchers, ranks ninth in playoff wins and tied for 10th in starts.
- ▶ Started Game 2 of the 2011 ALDS vs. Detroit, recording the loss (5.1IP, 6H, 4R, 3ER, 0BB, 6K, 1HR).
- ▶ Was a member of the 2005 World Series Champion White Sox rotation, going 3-0 with a 2.14 ERA (21.0IP, 5ER) in three playoff starts... all three wins came on the road, becoming the first pitcher since Atlanta's John Smoltz in 1996 to accomplish the feat.
- ▶ Tossed 7.0 scoreless innings in his lone World Series starts in Game 4 at Houston, as the White Sox completed the sweep... donated his game-worn hat to the Baseball Hall of Fame... recorded a complete game win in his lone ALCS start in 2005 vs. the Angels (9.0IP, 6H, 2R, 1BB, 5K)... also earned the win in the ALDS Game 3 clincher vs. Boston.
- ▶ Defeated the Yankees twice in the 2000 ALCS with Seattle (2-0, 1.54 ERA), earning the victory in Game 1 and Game 5... tossed 6.2 scoreless IP in the Game 1 win at the original Yankee Stadium (3H, 2BB, 8K, 1HP).

CAREER NOTES

- ▶ Has won at least 12 games in nine Major League seasons (1999, 2001-06, '10-11), tying Derek Lowe and Livan Hernandez for the sixth-most among active pitchers (Andy Pettitte-15 such seasons; Tim Hudson-13, CC Sabathia and Mark Buehrle-12 and Roy Halladay-10).
- ▶ Among Venezuelan-born pitchers, Garcia ranks first all-time in wins (152) and innings pitched (2,183.2), and third in strikeouts (1,575)...pitched for Venezuela in the inaugural World Baseball Classic in 2006, going 1-0 with a 1.23 ERA (7.1IP, 1ER) and 11K in two starts.
- ▶ Has tossed at least 6.0 innings and limited opponents to 3ER or less in 39 of his 70 starts over the last three seasons (2010 w/ Chicago-AL and 2011-12 w/ the Yankees)...has gone 26-5 in those starts with his team posting a 32-7 record.
- ▶ Has the most career innings pitched (2,183.2) of any active pitcher who has never allowed a grand slam...in his career, opponents have batted just .227 (25-for-110) with 5 doubles, 8BB and 75RBI with the bases loaded.
- ▶ As an American League pitcher, is fourth in wins (151), starts (333) and career IP (2,125.2) among players who pitched in the AL in 2012.
- ▶ Registered at least 10 wins, 30 starts and 200.0IP each season from 2001-06, one of only four Major League pitchers to reach the totals in each season over the span: also Mark Buehrle, Livan Hernandez and Barry Zito.

BESTS & STREAKS

Low hit CG

1 - at MIN, 8/23/05

IP (start)

9.0 - 9 times

Last: at DET, 6/30/05

IP (relief)

3.0 - 2 times

Last: vs. OAK, 9/22/12

Hits

13 - at ANA, 4/14/04

Runs

10 - vs. OAK, 6/24/02

BB

6 - 7 times

Last: vs. TOR, 4/16/06

SO

12 - 2 times

Last: at TEX, 9/11/02

HR

4 - vs. DET, 8/17/04

Winning Streak

7g - 2 times

Last: 4/10-5/20/06

Losing Streak

6g - 7/4-8/7/03

► Is 60-25 (.706) in his career in day games, marking the third-highest career winning pct. in day games among active pitchers (min: 50 dec.) according to *Elias*.

► Has appeared in 43 career games (41 starts) in Interleague play, combining to go 24-10 with a 2.83 ERA (283.1IP, 89ER)...ranks second all time in Interleague wins, trailing only Mark Buehrle (25).

► Is a two-time All-Star (2000-01 w/ Seattle)...earned the win in the 2000 Midsummer Classic, tossing 1.0 scoreless inning of relief.

GARCIA'S 2012 STARTING PITCHING LINES												
Date/Opp	Score	W/L	IP	H	R	ER	HR	BB	K	NP/K	ERA	Left game...
4/10 at BAL	5-4	ND	4.2	4	4	3	1	3	3	98/52	5.79	Trailing 4-1
4/16 vs. MIN	3-7	L	5.2	9	5	5	1	0	5	94/65	6.97	Trailing 5-3
4/21 at BOS	15-9	ND	1.2	7	5	5	0	0	0	48/30	9.75	Trailing 5-0
4/28 vs. DET	5-7	L	1.2	5	6	6	1	2	3	44/25	12.51	Trailing 6-1
7/2 at TB	3-4	ND	5.1	5	2	2	2	0	4	74/46	5.94	Tied 2-2
7/7 at BOS	6-1	W	6.2	6	1	1	0	2	5	97/60	5.23	Leading 6-1
7/14 vs. LAA	5-3	W	5.0	5	3	3	0	5	4	98/54	5.25	Leading 4-3
7/19 at OAK	3-4	L	5.2	9	4	4	1	2	6	105/68	5.37	Trailing 4-2
7/24 at SEA	2-4	L	7.1	5	3	3	1	0	8	89/60	5.16	Leading 4-1
7/30 vs. BAL*	4-5	L	6.0	9	3	3	1	0	2	93/61	5.10	Trailing 3-2
8/5 vs. SEA*	6-2	W	5.0	5	2	2	0	4	2	85/47	5.00	Leading 4-2
8/10 at TOR	4-1	W	6.0	5	2	2	1	0	4	78/51	4.85	Leading 3-2
8/15 vs. TEX	3-2	W	6.2	4	2	2	2	1	6	100/64	4.68	Leading 3-2
8/20 at CWS	6-9	ND	4.1	6	5	5	1	4	8	97/54	4.96	Leading 3-2
8/26 at CLE*	4-2	ND	4.2	4	2	2	0	2	6	90/53	4.90	Leading 3-2
9/4 at TB*	2-5	L	5.1	5	5	5	3	4	5	101/62	5.09	Trailing 5-2
9/9 at BAL*	13-3	ND	3.1	3	3	3	0	1	1	52/35	5.19	Leading 5-3
2012 Totals	30G/17GS	7-6	107.1	112	64	62	18	35	89		5.20	
2012 As Starter	17GS	5-6	85.0	96	57	56	15	30	72		5.93	

*start came after a Yankees loss - **Bold-season high** - *Italics-Relief*

2012

► Went 7-6 with a 5.20 ERA (107.1IP, 62ER) in 30 games (17 starts) with the Yankees...marked the second-highest single-season ERA of his career (5.90 ERA, 58.0IP, 38ER in 2007 w/Philadelphia).

► In his 17 starts, went 5-6 with a 5.93 ERA (85.0IP, 56ER)...allowed at least one first-inning run in nine of his 17 starts...allowed 2BB or fewer in 12 of his 17 starts after allowing two-or-fewer BB in 19 of his 25 starts in 2011.

► In 13 relief appearances, went 2-0 with a 2.42 ERA (22.1IP, 6ER)...retired 8-of-13 first batters faced and allowed one of his three inherited runners to score...marked his most relief outings in a single season in his career.

► Began the season in the starting rotation, going 0-2 with a 12.51 ERA (13.2IP, 19ER) in four starts.

► Threw five wild pitches in his start on 4/10 at Baltimore, setting a single-game franchise record and tying the all-time American League record...two of those wild pitches resulted in runs scored, equaling the number he threw over the previous six seasons combined (credit: *Elias*).

► Failed to toss at least 2.0 innings in a start in two straight contests (4/21 at Boston - 1.2IP and 4/28 vs. Detroit - 1.2IP)...marked the first time in his career he tossed less than 2.0 innings in back-to-back starts.

► Was moved to the bullpen on 4/29 and made 10 relief appearances from 5/2-6/27, going 2-0 with a 1.56 ERA and allowing just 4R/3ER in 17.1IP over the stretch...seven of those 10 games were scoreless.

► From 5/2 through the end of the season, allowed just 14H in his last 73 at-bats against with runners in scoring position (.192) over 26G/13GS.

► Made his first relief appearance of the season in 5/2 loss vs. Baltimore, tossing 2.0 scoreless innings (2H, 1BB)...was his third career relief appearance and first since 4/10/11 at Boston.

► Struck out his 1,500th career batter (Ryan Flaherty) in the eighth inning of 5/15 loss at Baltimore.

► Was placed on the bereavement list from 6/7-10.

► Earned the win in his relief appearance on 6/16 at Washington (2.0IP, 2K)...marked his 24th career Interleague victory, the second-most in Major League history behind the 25 such wins posted by Mark Buehrle.

► Returned to the starting rotation on 7/2 at Tampa Bay and went 5-4 with a 4.67 ERA (71.1IP, 37ER) over his final 13 starts (through 9/9).

► All but two of his 52 strikeouts over an 11-start stretch from 7/14-9/9 came on swinging third strikes.

► Tossed a season-high 105 pitches in his start on 7/19 at Oakland, marking his most in an outing since hurling 102 pitches on 9/24/11 vs. Boston.

BEST DAY GAME WINNING PCT., ACTIVE PITCHERS (MIN: 50 DEC.)	
Player	Pct. (Record)
1. Justin Verlander746 (47-16)
2. Tim Hudson723 (68-26)
3. FREDDY GARCIA.....	.706 (60-25)
4. Roy Halladay701 (75-32)
5. Josh Beckett.....	.688 (44-20)

- ▶ Recorded the loss in his start vs. Seattle on 7/24, despite tossing 7.1IP with 8K and no walks...marked the Yankees' first loss in a game in which a starter went at least 7.0 innings with at least 8K and no walks since 4/8/06 when Randy Johnson (8.0IP, 0BB, 8K) was on the losing end of a 3-2 loss at Angel Stadium.
- ▶ Earned the win in his start on 8/5 vs. Seattle, becoming the first Venezuelan pitcher and the 12th Latin American-born pitcher in MLB history to earn 150 victories for his career.
- ▶ Struck out the side in a perfect ninth to close out the Yankees' final regular season game vs. Boston on 10/3 (1.0IP, 3K).
- ▶ Made five official Grapefruit League starts, going 1-1 with a 3.71 ERA (17.0IP, 7ER)...allowed more than 2ER in just one of his six total Spring appearances.

PERSONAL

- ▶ Is married to Glendys and has two children, Sophia and Anthony...played for the Miranda Junior Team in 1993.

Garcia's Career Pitching Record

Year	Club	W	L	ERA	G	GS	CG	SHO	SV	IP	H	R	ER	HR	HP	BB	SO	WP	BK
1994	DSL Astros	4	6	5.29	16	15	0	0	0	85.0	80	61	50	1	0	38	68	11	2
1995	GCL Astros	6	3	4.47	11	11	0	0	0	58.1	60	32	29	2	6	14	58	5	0
1996	Quad City	5	4	3.12	13	13	0	0	0	60.2	57	27	21	3	4	27	50	5	5
1997	Kissimmee	10	8	2.56	27	27	5	2	0	179.0	165	63	51	6	4	49	131	3	2
1998	Jackson	6	7	3.24	19	19	2	0	0	119.1	94	48	43	8	6	58	115	8	0
	New Orleans	1	0	3.14	2	2	0	0	0	14.1	14	5	5	2	0	1	13	2	0
	Tacoma	3	1	3.86	5	5	0	0	0	32.2	30	14	14	6	2	13	30	0	1
1999	SEATTLE - a	17	8	4.07	33	33	2	1	0	201.1	205	96	91	18	10	90	170	12	3
2000	Everett	0	0	4.50	2	2	0	0	0	10.0	11	5	5	1	0	2	15	2	1
	Tacoma	1	0	2.57	1	1	0	0	0	7.0	5	2	2	2	0	2	11	0	0
	SEATTLE - b	9	5	3.91	21	20	0	0	0	124.1	112	62	54	16	2	64	79	4	2
2001	SEATTLE	18	6	3.05	34	34	4	3	0	238.2	199	88	81	16	5	69	163	3	1
2002	SEATTLE	16	10	4.39	34	34	1	0	0	223.2	227	110	109	30	6	63	181	7	1
2003	SEATTLE	12	14	4.51	33	33	1	0	0	201.1	196	109	101	31	11	71	144	11	0
2004	SEATTLE	4	7	3.20	15	15	1	0	0	107.0	96	39	38	8	2	32	82	5	0
	CHICAGO-AL - c	9	4	4.46	16	16	0	0	0	103.0	96	53	51	14	5	32	102	3	0
2005	CHICAGO-AL	14	8	3.87	33	33	2	0	0	228.0	225	102	98	26	3	60	146	20	1
2006	CHICAGO-AL	17	9	4.53	33	33	1	0	0	216.1	228	116	109	32	7	48	135	4	0
2007	PHILADELPHIA - d, e, f	1	5	5.90	11	11	0	0	0	58.0	74	39	38	12	5	19	50	5	0
	GCL Phillies	0	0	4.50	1	1	0	0	0	2.0	2	1	1	0	1	0	2	0	0
	Clearwater	0	0	0.00	2	2	0	0	0	6.1	5	0	0	0	0	1	8	0	0
2008	Lakeland	0	0	0.00	1	1	0	0	0	2.0	3	0	0	0	0	1	1	0	0
	Toledo	0	0	0.00	1	1	0	0	0	3.0	2	0	0	0	0	0	4	0	0
	DETROIT - g	1	1	4.20	3	3	0	0	0	15.0	11	8	7	3	1	6	12	0	0
2009	Buffalo - h	0	2	8.18	2	2	0	0	0	11.0	12	10	10	2	0	5	6	0	0
	Kannapolis	0	0	0.00	1	1	0	0	0	3.0	2	0	0	0	0	1	3	0	0
	Bristol	0	0	1.64	2	2	0	0	0	11.0	6	3	2	0	0	0	7	0	0
	Charlotte	0	1	3.00	1	1	0	0	0	6.0	8	2	2	1	0	0	9	1	0
	CHICAGO-AL - i	3	4	4.34	9	9	0	0	0	56.0	56	27	27	4	0	12	37	2	0
2010	CHICAGO-AL	12	6	4.64	28	28	0	0	0	157.0	171	85	81	23	3	45	89	4	0
2011	YANKEES - j, k	12	8	3.62	26	25	0	0	0	146.2	152	63	59	16	3	45	96	4	0
	Scranton/WB	1	0	4.50	1	0	0	0	0	4.0	8	2	2	1	0	1	0	0	0
2012	YANKEES - l	7	6	5.20	30	17	0	0	0	107.1	112	64	62	18	3	35	89	10	1
Minor League Totals		37	32	3.46	108	106	7	2	0	614.2	564	275	237	35	23	213	531	37	11
AL Totals		151	96	4.10	348	333	12	4	0	2125.2	2086	1022	968	255	61	672	1525	89	9
NL Totals		1	5	5.90	11	11	0	0	0	58.0	74	39	38	12	5	19	50	5	0
Major League Totals		152	101	4.15	359	344	12	4	0	2183.2	2160	1061	1006	267	66	691	1575	94	9
NY Yankees Total		19	14	4.29	56	42	0	0	0	254.0	264	127	121	34	6	80	185	14	1

Signed to a Minor League contract with the Houston Astros on November 20, 1997.

a - Acquired by the Seattle Mariners from the Houston Astros on July 31, 1998 in a trade for P Randy Johnson.

b - Placed on the 15-day disabled list from April 22-July 7, 2000 with a hairline fracture of the right tibia.

c - Acquired by the Chicago White Sox from the Seattle Mariners on June 27, 2004 in a trade for C Miguel Olivo in a five-player deal.

d - Acquired by the Philadelphia Phillies from the Chicago White Sox on December 6, 2006 in a trade for RHP Gavin Floyd and LHP Gio Gonzalez.

e - Placed on the 15-day disabled list from March 30-April 16, 2007 with right bicep tendinitis.

f - Placed on the 15-day disabled list on June 9, 2007 with right shoulder surgery...transferred to the 60-day disabled list from July 16-October 31, 2007.

g - Signed by the Detroit Tigers to a minor league contract on August 12, 2008.

h - Signed by the New York Mets to a minor league contract on January 22, 2009.

i - Signed by the Chicago White Sox to a minor league contract on June 8, 2009.

j - Signed by the Yankees to a minor league contract on February 1, 2011.

k - Placed on the 15-day disabled list from August 19 (retroactive to August 8)-August 28, 2011 with a lacerated right index finger.

l - Signed by the Yankees as a free agent on December 9, 2011.

Garcia's Division Series Record

Year	Club vs. Opp.	W	L	ERA	G	GS	CG	SHO	SV	IP	H	R	ER	HR	HP	BB	SO	WP	BK
2000	SEA vs. CWS	0	0	10.80	1	1	0	0	0	3.1	6	4	4	1	0	3	2	1	0
2001	SEA vs. CLE	1	1	3.86	2	2	0	0	0	11.2	13	6	5	1	0	3	13	0	0
2005	CWS vs. BOS	1	0	5.40	1	1	0	0	0	5.0	5	3	3	3	0	4	1	0	0
2011	NY Yankees vs. DET	0	1	5.06	1	1	0	0	0	5.1	6	4	3	1	0	0	6	0	0
Division Series Totals		2	2	5.33	5	5	0	0	0	25.1	30	17	15	6	0	10	22	1	0

Garcia's League Championship Series Record

Year	Club vs. Opp.	W	L	ERA	G	GS	CG	SHO	SV	IP	H	R	ER	HR	HP	BB	SO	WP	BK
2000	SEA vs. NYY	2	0	1.54	2	2	0	0	0	11.2	10	2	2	0	2	4	11	0	0
2001	SEA vs. NYY	0	1	3.68	1	1	0	0	0	7.1	7	3	3	0	0	4	6	0	0
2005	CWS vs. LAA	1	0	2.00	1	1	1	0	0	9.0	6	2	2	0	0	1	5	0	0
LCS Totals		3	1	2.25	4	4	1	0	0	28.0	23	7	7	0	2	9	22	0	0

Garcia's World Series Record

Year	Club vs. Opp.	W	L	ERA	G	GS	CG	SHO	SV	IP	H	R	ER	HR	HP	BB	SO	WP	BK
2005	CWS vs. HOU	1	0	0.00	1	1	0	0	0	7.0	4	0	0	0	0	3	7	0	0
World Series Totals		1	0	0.00	1	1	0	0	0	7.0	4	0	0	0	0	3	7	0	0
POSTSEASON TOTALS		6	3	3.28	10	10	1	0	0	60.1	57	24	22	6	2	22	51	1	0

Garcia's All-Star Game Record

Year	Club, Site	W	L	ERA	G	GS	CG	SHO	SV	IP	H	R	ER	HR	HP	BB	SO	WP	BK
2001	SEA, SEA	1	0	0.00	1	0	0	0	0	1.0	0	0	0	0	0	0	0	0	0
2002	SEA, MIL	0	0	0.00	1	0	0	0	0	2.0	2	0	0	0	0	0	3	1	0
All-Star Game Totals		1	0	0.00	2	0	0	0	0	3.0	2	0	0	0	0	0	3	1	0

Garcia's World Baseball Classic Record

Year	Country, Site	W	L	ERA	G	GS	CG	SHO	SV	IP	H	R	ER	HR	HP	BB	SO	WP	BK
2006	Venezuela, USA	1	0	1.23	2	2	0	0	0	7.1	5	1	1	0	0	2	11	0	0

Garcia's Regular Season Batting Record

Year	Team	AVG	G	AB	R	H	2B	3B	HR	RBI	SH	SF	HP	BB	SO	SB	CS
2012	NY Yankees	.000	30	1	0	0	0	0	0	0	0	0	0	0	1	0	0
Major League Totals		.174	359	69	1	12	2	0	0	4	17	1	0	2	21	0	0

Garcia's Career Fielding Record

Position	PCT	G	PO	A	E	TC	DP
Pitcher	.967	359	162	277	15	459	25

On a Roll

The Yankees have finished with a winning record in each of the last 20 seasons (1993-2012), marking the second-longest such stretch in Major League history behind only the franchise's unprecedented streak of 39 straight winning seasons from 1926-1964.



CURTIS GRANDERSON

NUMBER

14

HEIGHT

6-1

WEIGHT

195

BATS

L

THROWS

R

POSITION

OUTFIELDER



BIRTHDATE

March 16, 1981

2012 OPENING DAY AGE

31

BIRTHPLACE

Blue Island, Ill.

RESIDES

Chicago, Ill.

M.L. SERVICE

7 years, 77 days

COLLEGE

University of Illinois

CAREER HIGHLIGHTS

A.L. All-Star Team

► 2009, 2011, 2012

A.L. Silver Slugger

► 2011

STATUS

► Acquired by the Yankees from the Detroit Tigers in a three-team, seven-player deal in which the Yankees sent LHP Phil Coke and OF Austin Jackson to Detroit and RHP Ian Kennedy to Arizona on December 9, 2009...enters the fourth year of a five-year contract that extends through 2012 with a club option for 2013.

POSTSEASON NOTES

- Is a .313 (15-for-48) batter in postseason with the Yankees (since 2010), hitting safely in 12 of 15 games.
- Hit a team-high .357 (10-for-28) with 2 doubles, 1 triple, 1HR, a team-high-tying 6RBI and a team-high 8BB in nine postseason games with the Yankees in 2010...the Yankees were 5-1 in the playoffs when he hit safely.
- Went 3-for-5 with 1HR and 1RBI in his first career playoff game at the original Yankee Stadium w/ Detroit on 10/3/06 in Game 1 of the ALDS.

CAREER NOTES

- Over the last five seasons (since 2008), owns the fourth-most extra-base hits (312) among American Leaguers...his 42 triples are the most in the Majors over the span, while his 160HR are second-most.
- Career Breakdown: *2004-09 w/DET*: 674G, 2,579AB, 102HR... *2010-12 w/NYY*: 452G, 1,645AB, 108HR.
- Has hit 108HR since joining the Yankees in 2010 (61-home, 47-road), fourth-most over the span behind Jose Bautista (124), Miguel Cabrera (112) and Albert Pujols (109)...has 10 multi-HR games since joining the Yankees...only Mark Teixeira (11) has more by a Yankee over the stretch.
- Leads the Majors with 84HR since the start of 2011... has hit 30HR off left-handed pitching over the span, also most in the Majors.
- Hit 26HR at Yankee Stadium in 2012 and 21HR at home in 2011, becoming the first left-handed batter to reach the 20HR plateau at home in back-to-back seasons since Bill Dickey from 1937-38.
- Became just the fifth Yankee to hit at least 40HR in back-to-back seasons (2011-12), joining Babe Ruth (1920-21, 1923-24 and 1926-32), Lou Gehrig (1930-31), Mickey Mantle (1960-61) and Jason Giambi (2002-03)...is one of just four players to accomplish the feat while also driving in at least 100 runs (all above except Mantle).
- Is just the third Yankee to record consecutive seasons (2011-12) with at least 100R, 40HR and 100RBI (2011-12), joining Babe Ruth (1920-21, '23-24, '26-32) and Lou Gehrig (1930-31).
- Among Major League outfielders since 2005, ranks second with 2,785 total chances behind only teammate Ichiro Suzuki (2,858)...has committed just 18 errors over the eight-year span, posting a .994 fielding percentage.
- In his career, has hit .277 (842-for-3,040) with 160HR vs. right-handed pitchers...owns a .222 (266-for-1,184) batting average with 50HR off lefties...since 2011, has hit 30HR against LHP and 54HR off RHP.

BESTS & STREAKS

Hits

5 - 3 times
Last: vs. MIN, 4/19/02

Runs

4 - 2 times
Last: vs. OAK, 8/25/11

2B

2 - 14 times
Last: at KC, 5/5/12

3B

2 - 5 times
Last: vs. LAA, 4/15/10

HR

3 - vs. MIN, 4/19/12

RBI

5 - 6 times
Last: at BAL, 9/9/12

BB

3 - 7 times
Last: at WAS, 6/16/12

SO

4 - 5 times
Last: vs. TB, 6/7/12

SB

3 - at CWS, 9/30/07

Hit Streak

15g - 6/10-27/08

"Walk-off" Hits

2 times
Last: vs. TB, 6/12/06 (single)

- ▶ With 7 triples in 2010 and 10 triples in 2011, became the first Yankee to collect at least seven triples in each of his first two years with the club since Gene Woodling did so in three straight seasons from 1949-51.
- ▶ In 2010, became the first player in Major League history to be acquired during the offseason by defending World Series champions after coming off a 30-homer season (hit 30HR in 2009 w/ Detroit)—credit: *Elias*.
- ▶ Was the only Major Leaguer to score at least 100R, and collect at least 20 doubles, 10 triples, 20HR and 10SB in both 2007 and 2008.

2012

- ▶ Hit .232 (138-for-596) with 102R, 18 doubles, a career-high 43HR, 106RBI, 10SB and 75BB in 160 games (152 starts in CF, one at DH)...tied the Rangers' Josh Hamilton for second in the Majors in home runs, trailing only AL Triple Crown winner Miguel Cabrera (44)...finished the season with a franchise-record 195 strikeouts.
- ▶ Did not make an error in 349 total chances in CF...was the only centerfielder without a miscue this season (min. 120G in CF).
- ▶ Made his sixth career Opening Day roster and third with the Yankees...played in CF in each of the Yankees' first 503.0 defensive innings of the season (through the seventh inning of 6/8 win vs. the Mets).
- ▶ Had 14HR off lefties in 2012, second-most among Major League left-handed batters (Adam Dunn-15HR off LHP)...hit 26 of his team-leading 43HR at Yankee Stadium this season...19 of his 43HR tied the game or gave the Yankees the lead.
- ▶ Homered in games started from the first, second, fourth, fifth, sixth and seventh spots in the batting order in 2012...according to *Elias*, is the sixth player in Major League history to homer in starts from six different batting order positions in a season in which he hit at least 40HR (also Harmon Killebrew-1959, Mark McGwire-1987, Carlos Pena-2007, Adam Dunn-2008 and Jose Bautista-2010).
- ▶ Is the first Yankees player to hit at least 30HR as an outfielder in consecutive seasons since Dave Winfield (1982-83)—credit: *Elias*...his 43HR in 2012 were the most by a Yankees CF since Mickey Mantle in 1961 (54).
- ▶ Was selected to his third career All-Star Game and second straight with the Yankees...went 0-for-2 as the AL's starting CF in the 8-0 National League win...became the first Yankees outfielder to earn back-to-back fan-elected starts since Hall of Famers Rickey Henderson and Dave Winfield from 1987-88.
- ▶ Reached base safely (via hit, walk or hit-by-pitch) in a career-high 28 consecutive games from 4/7-5/8 (previous best was 23 straight games 5/27-6/22/07).
- ▶ Recorded 8HR and 16RBI in April, his highest career March/April totals for HR and RBI.
- ▶ Hit solo HR and was 1-for-4 in 4/13 home-opening win vs. Los Angeles-AL...has now homered in each of the last two Yankees home openers.
- ▶ Reached 10HR in the team's first 16 home games (through 5/10), becoming the fastest Yankee to reach double-digits in homers at home in franchise history (previous was Babe Ruth who reached 10HR at home in the Yankees' 19th home game in 1926)—credit: *Elias*...hit 7HR in the Yankees' first 10 home games of the season, tying the franchise record for homers in the club's first 10 home games of a season (also Alex Rodriguez in 2007 and Mickey Mantle and Yogi Berra in 1956)—credit: *Elias*.
- ▶ Hit the second of back-to-back homers with Jeter to lead off 4/16 loss vs. Minnesota...became the first pair of Yankees to hit back-to-back homers to lead off a game since Jeter and Cano on 9/23/05 vs. Toronto.
- ▶ Recorded his 500th career RBI with his second-inning, bases-loaded walk in 4/29 win vs. Detroit.
- ▶ Hit a career-high 3HR in 4/19 win vs. Minnesota, hitting a solo HR in the first, two-run HR in the second and solo HR in the fourth...became the 20th Yankee to homer at least three times in a game (28th time, first since Alex Rodriguez on 8/4/10 at Kansas City, also 3HR) and the first player overall (Yankee or opponent) to do so at the current Yankee Stadium...was the first Yankee with at least 3HR in a home game since Rodriguez on 4/26/05 vs. the Angels (3HR, 10RBI)...including postseason games, became the 21st Yankee with at least 3HR in a game (31st time, 28th in the regular season).
 - ↳ Was the first Yankees CF with at least 3HR in a game since Bobby Murcer in 1973 and just the second Yankees No. 2 batter with 3HR in a game (also Murcer in '70)...was his 12th career multi-HR game and eighth as a Yankee.
 - ↳ Was the first Yankee to homer in each of the first two innings of a game since Jason Giambi on 6/26/06 vs. Atlanta...became the 12th Major Leaguer all-time to hit 3HR through a game's first four innings (credit: STATS, LLC and SABR Home Run log) and first since the Cubs' Alfonso Soriano on 6/8/07 at Atlanta.
 - ↳ Went 5-for-5 in the contest, becoming the first Yankee ever to collect 5H and 3HR in a single game...was the first Yankee with at least 14 total bases in a game since Joe DiMaggio in 1950...according to *Elias*, was the fourth active player to accomplish the feat, joining Victor Martinez (7/16/04 w/ Cleveland at Seattle), Albert Pujols (7/20/04 w/ St. Louis at Chicago-NL) and Dustin Pedroia (6/24/10 at Colorado - 10 innings)...tied his career high in hits (third time—also 7/30/08 at Cleveland and 9/18/05 at Los Angeles-AL, both with Detroit).

- ▶ Recorded his 500th career RBI with his second-inning, bases-loaded walk in 4/29 win vs. Detroit.
- ▶ Collected his 1,000th career hit with a third-inning single in 5/6 win at Kansas City, going 2-for-5 with 1R and 1RBI.
- ▶ Appeared in his 1,000th career game in 5/13 loss vs. Seattle.
- ▶ Walked in a career-high eight-straight games from 5/19-27.
- ▶ Hit grand slam and was 2-for-5 with 2R and 1SB in 6/1 win at Detroit...was his fourth career grand slam and first since 8/25/11 vs. Oakland...was his second time hitting a grand slam from the No. 2 spot in the lineup as a Yankee...over the last 65 seasons, is the only Yankee with multiple grand slams when batting second in the order.
- ▶ Struck out a career-high-tying four times in 6/7 loss vs. Tampa Bay (fifth time, first since 7/4/10 vs. Toronto).
- ▶ Walked a career-high-tying three times in 6/16 win at Washington (seventh time, first since 8/7/11 at Boston).
- ▶ Hit his fifth career grand slam—and second of the season (also 6/1 at Detroit)—in 7/27 win vs. Boston.
- ▶ Hit in the leadoff position in five straight games from 8/3-7.
- ▶ Drove in at least one run in a career-high five consecutive games from 8/17-21.
- ▶ Hit in the cleanup spot in the starting lineup for the first time in 2012 and just the second time in his career in 8/19 win vs. Boston (also 5/31/09 at Baltimore w/ Detroit), going 1-for-2 with 1 double, 1RBI and 2BB/1IIBB.
- ▶ Did not play in 9/2 loss vs. Baltimore (right hamstring tightness).
- ▶ Hit 5HR in a six-game stretch from 9/9-15, and his 9HR over his final 23 contests.
- ▶ Was 3-for-3 with 1R, 1 double, 1HR and 5RBI in 9/9 win at Baltimore—all after entering the game as a pinch-hitter in the sixth inning...became the first Yankee in the Live Ball Era to record 3H and 5RBI as a substitute...*Elias* notes the last Major Leaguer with at least 3H, 1HR and 5RBI in a game that he didn't start was Toronto's Kelly Gruber, who went 4-for-6 with 2HR and 5RBI off the bench in a 17-9 win vs. the Yankees on 4/11/88...his sixth-inning home run was his 100th as a Yankee and his first career pinch-hit homer.
- ▶ Recorded his 14th career multi-HR game and third of the season in 10/3 win vs. Boston (also 4/19 vs. Minnesota-3HR and 9/12 at Boston-2HR)...were his 42nd and 43rd home runs of the season, setting a new career high (previous high was 41HR in 2011).
- ▶ In 19 spring training games, batted .383 (18-for-47) with 13R, 8 doubles, 1 triple, 2HR and 7RBI...led the team in runs, hits, doubles and walks (11)...tied for the Grapefruit League lead in doubles, tied for second in walks and tied for sixth in runs scored.

MOST HOME RUNS, 2011-12

1. CURTIS GRANDERSON.....	84
2. Ryan Braun, MIL.....	74
Miguel Cabrera, DET.....	74
4. Giancarlo Stanton, MIA.....	71
5. Jose Bautista, TOR.....	70

MOST HR AT HOME, 2012

1. Miguel Cabrera, DET.....	28
2. CURTIS GRANDERSON, NYY.....	16
3. Ryan Braun, MIL.....	24

YANKEES WITH 100R / 40HR / 100RBI IN CONSECUTIVE SEASONS

Babe Ruth.....	1920-21, '23-24, '26-32
Lou Gehrig.....	1930-31
CURTIS GRANDERSON.....	2011-12

FEWEST GAMES NEEDED TO HIT 100HR WITH THE YANKEES

Babe Ruth.....	250
Roger Maris.....	297
ALEX RODRIGUEZ.....	391
Joe DiMaggio.....	395
MARK TEIXEIRA.....	414
CURTIS GRANDERSON.....	430

PERSONAL

- ▶ Graduated from Thornton Fractional South High School in Illinois...was selected SICA Central All-Conference, as well as receiving *Illinois Times*, *Daily Southtown* and *Star Newspaper* All-Area recognition.
- ▶ Graduated from the University of Illinois-Chicago with a business degree, completing his final two years of school while playing in the Tigers organization...as a junior, was named Horizon League "Player of the Year" and earned All-Horizon League honors...also selected as a Second-Team All-American by *Baseball America* and *USA Today's Baseball Weekly* and a Third-Team Louisville Slugger NCAA Division I All-American...ranked second among all NCAA Division I players with a .483 batting average as a junior and established single-season records at UIC in batting average, runs (76) and hits (100)...concluded his college career as the school's all-time leader with 178R, placing second on the all-time list with 41 doubles and 24HR, third with 9 triples, fourth with 220H and 624AB, tied for fourth with 125RBI, fifth with 107BB and tied for fifth with a .350 average...inducted into the University of Illinois-Chicago Athletics Hall of Fame on 1/18/08.
- ▶ Joined Major League Baseball's Taiwan All-Star tour following the 2011 season...represented Major League Baseball as an ambassador in a January 2011 trip to New Zealand, participating in clinics and taking part in the Oceanic 16 and Under Tournament...also went as an MLB ambassador to China following the 2008 season, South Africa following the 2007 season and Europe following the 2006 season.

- ▶ Wore customized shoes with the Jackie Robinson Day logo on the back and No. 42 on the tongue in 4/15/12 win vs. Los Angeles-AL...the shoes were later auctioned off with all proceeds going to the Jackie Robinson Foundation.
- ▶ Played Wiffle Ball home run derby on 11/28/11 at PS19X in the Bronx to commemorate the school's renovated schoolyard...visited with children at PS114X in the Bronx in June 2010.
- ▶ In 2008, established the Grand Kids Foundation to focus on improving opportunities for inner-city youth in the areas of education and youth baseball...released a children's book, *All You Can Be*, which encourages children to chase their dreams...the book includes illustrations from fourth graders all across the state of Michigan...reprinted the book for release in 2011 to feature pictures created by NYC students...donated a copy of the book to each public elementary school library in Michigan as well as New York City in 2012...organized Team Granderson for the 2010 NYC Marathon, raising money for the foundation.
- ▶ Was named the Yankees' 2010 Roberto Clemente Award nominee, the third such time he has received the honor (also 2007 and 2009 w/ Detroit)...received the 2009 Marvin Miller Award (as voted by MLB players) for his work on and off the field that inspires others to higher levels of achievement, and for displaying as much passion to give back to others as he shows between the lines on the baseball diamond...received a 2009 Jefferson Award for Public Service from All Stars Helping Kids as a top athlete who has given back to the community...received the Pop Lloyd Award from the Negro Leagues Baseball Museum on 1/10/09 for his baseball and community leadership...has twice (2008, '09) been nominated for the Branch Rickey Award, given by the Rotary Club of Denver to recognize professionals in Major League baseball for exceptional community service.
- ▶ Was honored by the MLB Players Alumni Association as the Yankees' 2011 winner of the Heart and Hustle Award, presented to one player on each team who demonstrates a passion for the game of baseball and best embodies the values, spirit and tradition of the game, based on the passion, desire and work ethic demonstrated both on and off the field...was honored at the 2011 "Heroes for Hope" ALS fundraiser held by Northport (NY) High School.
- ▶ Is an official spokesman for the White House's anti-obesity campaign, joining First Lady Michelle Obama as MLB's representative for the official announcement on 2/8/10 at the White House...is also a captain for MLBPA Action Teams, which teams with Volunteers of America to encourage youth to volunteer within their communities.
- ▶ While with the Tigers, was an active participant in Play Baseball Detroit, Tigers Dreams Come True and the Detroit Tigers Autographed Memorabilia Donation Program...served as a spokesman for Gloves for Kids, reading to students in association with the Detroit Newspapers in Education...sponsored youth baseball teams during the annual Negro Leagues Weekend...judged entries in the annual Detroit Tigers Jackie Robinson Essay, Art and Poetry Contest, and attended the Rockin' Rooftop fundraising event to benefit the Coalition on Temporary Shelter (COTS).
- ▶ Was a studio analyst for TBS during Major League Baseball playoff broadcasts in both 2007 and 2008 and served the same role with ESPN in 2007.
- ▶ Took part in the Detroit Action Team, a national youth volunteer initiative administered by the Major League Baseball Players Trust and Volunteers of America that is actively recruiting the next generation of volunteers.



Granderson's Career Batting Record

Year	Club	AVG	G	AB	R	H	2B	3B	HR	RBI	SH	SF	HP	BB	SO	SB	CS	E	OBP	SLG
2002	Oneonta	.344	52	212	45	73	15	4	3	34	0	1	7	20	35	9	2	1	.417	.495
2003	Lakeland	.286	127	476	71	136	29	10	11	51	5	3	12	49	91	10	7	5	.365	.458
2004	Erie	.303	123	462	89	140	19	8	21	93	3	4	4	80	95	14	8	3	.407	.515
	DETROIT - a	.240	9	25	2	6	1	1	0	0	0	0	0	3	8	0	0	0	.321	.360
2005	Toledo	.290	111	445	79	129	29	13	15	65	2	5	3	48	129	22	6	4	.359	.515
	DETROIT	.272	47	162	18	44	6	3	8	20	2	0	0	10	43	1	1	0	.314	.494
2006	DETROIT	.260	159	596	90	155	31	9	19	68	7	6	4	66	174	8	5	1	.335	.438
2007	DETROIT	.302	158	612	122	185	38	23	23	74	5	2	5	52	141	26	1	5	.361	.552
2008	Toledo	.333	2	9	1	3	1	0	0	0	0	0	0	0	1	0	0	0	.333	.444
	West Michigan	.364	3	11	1	4	0	2	0	1	0	0	0	1	2	0	0	0	.417	.727
	DETROIT - b	.280	141	553	112	155	26	13	22	66	1	1	3	71	111	12	4	4	.365	.494
2009	DETROIT - c	.249	160	631	91	157	23	8	30	71	3	2	2	72	141	20	6	3	.327	.453
	YANKEES - d	.247	136	466	76	115	17	7	24	67	4	3	2	53	116	12	2	2	.324	.468
2010	Scranton/WB	.250	5	16	0	4	0	0	0	2	0	0	0	2	2	0	0	0	.333	.250
2011	YANKEES	.262	156	583	136	153	26	10	41	119	4	7	12	85	169	25	10	3	.364	.552
2012	YANKEES	.232	160	596	102	138	18	4	43	106	1	7	5	75	195	10	3	0	.319	.492
Minor League Totals		.300	423	1631	286	489	93	37	50	246	10	13	26	200	355	55	23	13	.382	.494
Major League Totals		.262	1126	4224	749	1108	186	78	210	591	27	28	33	487	1098	114	32	18	.341	.492
NY Yankees Totals		.247	452	1645	314	406	61	21	108	292	9	17	19	213	480	47	15	5	.337	.506

Selected by the Detroit Tigers in the third round of the 2002 First-Year Player Draft.

a – Placed on the disabled list from June 21-July 3, 2004 with a left ankle sprain.

b – Placed on the disabled list from March 23-April 23, 2008 with a non-displaced fracture of the third metacarpal in his right hand.

c – Acquired by the Yankees from the Detroit Tigers in a three-team, seven-player deal in which the Yankees sent LHP Phil Coke and OF Austin Jackson to Detroit and RHP Ian Kennedy to the Arizona Diamondbacks on December 9, 2009.

d – Placed on the 15-day disabled list from May 2-27, 2010 with a grade 2 left groin strain.

Granderson's Division Series Record

Year	Club vs. Opp.	AVG	G	AB	R	H	2B	3B	HR	RBI	SH	SF	HP	BB	SO	SB	CS	E	OBP	SLG
2006	DET vs. NYY	.294	4	17	3	5	0	1	2	5	0	1	0	0	1	1	0	0	.278	.765
2010	NY Yankees vs. MIN	.455	3	11	2	5	1	1	0	3	1	0	0	1	1	1	0	0	.500	.727
2011	NY Yankees vs. DET	.250	5	20	4	5	1	1	1	3	0	0	0	4	7	0	0	0	.375	.550
Division Series Totals		.313	12	48	9	15	2	3	3	11	1	1	0	5	9	2	0	0	.370	.667

Granderson's Championship Series Record

Year	Club vs. Opp.	AVG	G	AB	R	H	2B	3B	HR	RBI	SH	SF	HP	BB	SO	SB	CS	E	OBP	SLG
2006	DET vs. OAK	.333	4	15	4	5	2	0	1	2	0	0	0	4	2	1	0	0	.474	.667
2010	NY Yankees vs. TEX	.294	6	17	1	5	1	0	1	3	0	0	1	7	4	0	1	0	.520	.529
LCS Totals		.313	10	32	5	10	3	0	2	5	0	0	1	11	6	1	1	0	.500	.594

Granderson's World Series Record

Year	Club vs. Opp.	AVG	G	AB	R	H	2B	3B	HR	RBI	SH	SF	HP	BB	SO	SB	CS	E	OBP	SLG
2006	DET vs. STL	.095	5	21	1	2	1	0	0	0	0	0	0	1	7	0	0	0	.136	.143
World Series Totals		.095	5	21	1	2	1	0	0	0	0	0	0	1	7	0	0	0	.136	.143
POSTSEASON TOTALS		.267	27	101	15	27	6	3	5	16	1	1	1	17	22	3	1	0	.375	.535

Granderson's All-Star Game Record

Year	Club, Site	AVG	G	AB	R	H	2B	3B	HR	RBI	SH	SF	HP	BB	SO	SB	CS	E	OBP	SLG
2009	DET, St. Louis	1.000	1	1	1	1	0	1	0	0	0	0	0	0	0	0	0	0	1.000	3.000
2011	NY Yankees, Arizona	.000	1	2	0	0	0	0	0	0	0	0	0	0	0	0	0	0	.000	.000
2012	NY Yankees, Kansas City	.000	2	0	0	0	0	0	0	0	0	0	0	0	0	0	0	0	.000	.000
All-Star Game Totals		.200	5	3	1	1	0	1	0	0	0	0	0	0	0	0	0	0	.200	.600

Granderson's World Baseball Classic Record

Year	Country, Site	AVG	G	AB	R	H	2B	3B	HR	RBI	SH	SF	HP	BB	SO	SB	CS	E	OBP	SLG
2009	USA, USA	.235	7	17	1	4	0	0	0	2	0	0	0	2	5	0	0	0	.316	.235
WBC Totals		.235	7	17	1	4	0	0	0	2	0	0	0	2	5	0	0	0	.316	.235

Granderson's Career Fielding Record

Position	PCT	G	PO	A	E	TC
Outfield	.994	1113	2740	44	18	2802

Granderson's Career Home Run Chart

MULTI-HOMER GAMES: 14. **TWO-HOMER GAMES:** 13, last on 10/3/12 vs. Boston. **THREE-HOMER GAMES:** 1, 4/19/12 vs. Minnesota. **GRAND SLAMS:** 5, last on 7/27/12 vs. Boston (Mark Melancon). **PINCH-HIT HR:** 1, on 9/9/12 at Baltimore (Jake Arrieta). **INSIDE-THE-PARK HR:** 3, last on 8/21/11 at Minnesota (Jose Mijares). **WALK-OFF HR:** 1, on 9/26/05 w/ Detroit vs. Chicago-AL (Cliff Politte). **LEADOFF HR:** 24, last on 9/27/09 w/ Detroit at Chicago-AL (Daniel Hudson).

Granderson's Postseason Home Run Chart

MULTI-HOME RUN GAMES: None; **TWO-HOMER GAMES:** None; **GRAND SLAMS:** None; **PINCH-HIT HOME RUNS:** None; **INSIDE-THE-PARK HOME RUNS:** None; **WALK-OFF HOME RUNS:** None; **LEADOFF:** None.



PHIL HUGHES

NUMBER

65

HEIGHT

6-5

WEIGHT

240

BATS

R

THROWS

R

POSITION

RIGHT-HANDED PITCHER

BIRTHDATE

June 24, 1986

2012 OPENING DAY AGE

25

BIRTHPLACE

Mission Viejo, Calif.

RESIDES

Tustin, Calif.

M.L. SERVICE

5 years, 113 days

CAREER HIGHLIGHTS

A.L. All-Star Team

► 2010

All-Star Futures Game

► 2006

Kevin Lawn Award

Yankees "Minor League Pitcher of the Year"

► 2006

STATUS

► Selected by the Yankees in the first round (23rd overall) of the 2004 First-Year Player Draft...signed through the 2012 season.

POSTSEASON NOTES

- Made two relief appearances during the Yankees' 2011 ALDS loss to Detroit, allowing 2H in 2.1 scoreless innings (2H, 4K).
- Tossed 7.0 scoreless innings in his first career postseason start in Game 3 of the 2010 ALDS on 10/9/10 vs. Minnesota, recording the win in the 6-1 victory to complete the series sweep...became the third Yankee to toss at least 7.0 scoreless IP in his first career postseason start, joining Orlando Hernandez (Gm 4, ALCS 10/10/98 at Cleveland - 7.0IP) and Waite Hoyt (Gm 2, WS 10/6/21 vs. NY Giants - 9.0IP)...became the first Yankee under the age of 25 to win a postseason start since Dave Righetti on 10/15/81 in Game 3 of the ALCS vs. Oakland...started Game 2 and Game 6 in the ALCS...at 24 years, 114 days, became the youngest Yankee to start either Game 1 or 2 of a playoff series since Andy Pettitte started Game 2 of the 1996 ALDS at 24 years, 109 days.
- Worked exclusively out of the bullpen in the 2009 postseason, going 0-1 with an 8.53 ERA (6.1IP, 11H, 6ER, 4BB, 7K, 1HR) in nine appearances...pitched in all three 2009 ALDS games vs. Minnesota, allowing 2ER in 2.0 combined IP without recording a decision.
- Appeared in two Division Series games vs. Cleveland in 2007, allowing 1ER in 5.2IP of relief (1.59 ERA, 3H, 0BB, 6K)... at 21 years, 102 days old, became the youngest Yankees pitcher to appear in a postseason game since Bill Stafford (21 years, 58 days) in Game 5 of the 1960 World Series vs. Pittsburgh...tossed 3.2 scoreless innings and earned the win in the Yankees' Game 3 victory (2H, 4K).

BESTS & STREAKS

Low hit CG

3 - at CWS, 8/2/11 (6.0IP)

IP (start)

9.0 - at DET, 6/3/12

IP (relief)

3.2 - at BOS, 6/10/09

Hits

11 - at LAA, 5/28/12

Runs

8 - at BAL, 5/9/09

BB

5 - 5 times

Last: vs. TB, 9/21/10

SO

10 - at OAK, 4/21/10

HR

4 - vs. ATL, 6/20/12

Winning Streak

9g - 8/14/09-5/12/10

Losing Streak

4g - 4/8-29/08

CAREER NOTES

- According to the *Elias Sports Bureau*, Hughes' 52 career wins are the most victories by a player the Yankees selected in the first round of the First-Year Player Draft, surpassing the six career wins of Bill Burbach (Yankees 1965 first-round pick).
- Is 46-34 with a 4.68 ERA (578.2IP, 301ER) in 92 career starts...is 6-2 with a 1.44 ERA (56.1IP, 9ER) in 49 career relief appearances.
- Ended the 2012 season having gone 18-8 in his last 31 starts that immediately followed a Yankees loss (since May 2009).
- According to *Elias*, the Yankees are 36-2 when staking Hughes to a lead of three runs or more in any of his starts, with Hughes winning 33 of those outings.
- In 134 career regular season appearances (85 starts) from May through October, is 48-27 with a 3.90 ERA (558.1IP, 250ER)...is 4-9 with a 7.04 ERA (76.2IP, 60ER) in 18 career starts during the month of April.
- Was 23-11 prior to turning 24 on 6/24/10, marking the most wins by a Yankee under 24 since 1965, when Mel Stottlemyre (29 wins) and Al Downing (32 wins) each celebrated their 24th birthday.
- With 18 wins in 2010 and 16 wins in 2012, is one of only two Yankees righthanders over the last 40 years (since 1972) to collect multiple seasons of at least 15 wins prior to turning 27 (also Doc Medich - 19 wins in 1974 and 16 wins in 1975).

2012

- ▶ Went 16-13 with a 4.23 ERA (191.1IP, 90ER) in 32 starts with the Yankees... tied Hiroki Kuroda for the most wins on the staff and ranked second in starts only to Kuroda.
- ▶ Recorded a decision in 29 of his 32 starts in 2012, tied for most decisions among Major League pitchers (also Gio Gonzalez, Matt Harrison and Clayton Richard).
- ▶ Allowed 35HR this season, tied with Jason Vargas for the second-most in the Majors behind Ervin Santana (39)... surrendered 22HR at home, the most such homers allowed by any Major League pitcher in 2012 and the most in a single season in franchise history...allowed at least 1HR in 12 of his 14 road starts this year.

HUGHES' 2012 PITCHING LINES												
Date/Opp	Score	W/L	IP	H	R	ER	HR	BB	K	NP/K	ERA	Left game...
4/8 at TB*	0-3	L	4.2	5	2	2	1	2	5	99/66	3.86	Trailing 2-0
4/14 vs. LAA	1-7	L	3.1	8	6	6	2	2	6	84/52	9.00	Trailing 6-0
4/19 vs. MIN*	7-6	W	5.1	6	6	2	1	2	4	103/62	6.75	Leading 7-6
4/25 at TEX*	3-7	L	2.2	5	4	4	1	0	2	52/36	7.88	Trailing 4-0
5/1 vs. BAL	1-7	L	5.2	4	4	4	2	1	6	100/65	7.48	Trailing 3-1
5/6 at KC*	10-4	W	6.2	6	3	3	1	1	7	115/75	6.67	Leading 7-3
5/12 vs. SEA	6-2	W	7.2	6	1	1	1	1	4	112/70	5.50	Leading 6-1
5/17 at TOR*	1-4	L	5.1	7	2	2	1	2	5	107/66	5.23	Trailing 2-1
5/22 vs. KC*	3-2	W	6.0	5	2	2	1	2	7	106/74	4.94	Leading 3-2
5/28 at LAA	8-9	ND	5.1	11	7	7	1	0	3	87/66	5.64	Trailing 6-5
6/3 at DET*	5-1 (CG)	W	9.0	4	1	1	1	3	8	123/82	4.96	Leading 5-1
6/9 vs. NYM	4-2	W	6.1	6	2	2	2	2	6	108/71	4.76	Leading 3-2
6/15 at WSH	7-2	W	6.0	6	1	1	0	2	9	107/71	4.50	Leading 6-1
6/20 vs. ATL*	5-10	L	4.1	6	6	6	4	0	5	83/57	4.94	Trailing 6-1
6/26 vs. CLE	6-4	W	8.0	6	0	0	0	1	4	111/74	4.48	Leading 6-0
7/1 vs. CWS	4-2	W	8.0	6	2	2	0	1	8	106/74	4.29	Leading 4-2
7/7 at BOS	5-9	L	5.1	10	5	3	0	1	3	97/71	4.33	Trailing 5-1
7/16 vs. TOR*	6-3	ND	7.0	4	2	2	1	3	4	106/61	4.22	Tied 2-2
7/21 at OAK*	1-2	L	7.2	4	2	2	2	2	6	117/79	4.09	Trailing 2-1
7/27 vs. TOR*	10-3	W	7.0	5	3	3	3	1	5	110/77	4.08	Leading 6-3
8/1 vs. BAL*	12-3	W	6.0	9	1	1	0	2	2	107/70	3.96	Leading 11-1
8/7 at DET*	5-6	L	4.1	8	4	4	1	0	3	102/69	4.10	Trailing 4-0
8/12 at TOR	7-10	L	4.0	9	7	7	1	1	4	80/52	4.44	Trailing 7-2
8/17 vs. BOS*	6-4	W	7.0	4	4	0	1	1	4	106/72	4.23	Leading 6-4
8/22 at CWS*	1-2	L	7.0	5	2	2	1	2	5	98/71	4.15	Trailing 2-1
8/28 vs. TOR*	2-1	W	7.0	4	1	1	1	3	5	110/73	4.02	Leading 2-1
9/2 vs. BAL	3-8	L	5.0	8	5	5	2	1	6	99/67	4.18	Trailing 5-3
9/7 at BAL*	8-5	W	6.0	6	3	2	1	0	5	95/63	4.13	Leading 2-3
9/13 at BOS	2-0	W	7.1	5	0	0	0	1	7	95/68	3.96	Leading 7-0
9/20 vs. TOR	10-7	W	5.0	4	4	4	1	3	9	102/62	4.05	Leading 10-4
9/25 at MIN	4-5	L	6.2	6	4	4	0	1	4	99/69	4.10	Leading 3-1
9/30 at TOR*	9-6	ND	4.2	8	5	5	1	2	4	93/60	4.23	Trailing 5-1
2012 Totals	32GS	16-13	191.1	196	101	90	35	46	166		4.23	

*start came after a Yankees loss – **Bold**-season high

- ▶ Allowed at least 1HR in each of his first 12 starts of the season, the second-most consecutive games with at least 1HR allowed in Yankees' history, behind Dennis Rasmussen's streak of 14 straight from 7/10-9/29/86...tied Rinelvys Hernandez (w/Kansas City in 2006) for the second-longest streak in Major League history with at least one homer allowed in consecutive games to begin a season.
- ▶ Went 11-4 with a 3.74 ERA (98.2IP, 41ER) in 16 starts at home, tied for the most such victories among all Major League pitchers.
- ▶ Walked two or fewer batters in 28 of his 32 starts this season...his 2.16 BB/9.0IP ratio was the eighth-lowest among American League pitchers.
- ▶ Allowed 11 unearned runs this season (101R/90ER), the most he has ever allowed in any of his six Major League seasons and more than each of his prior five campaigns combined (seven unearned runs from 2007-11).
- ▶ After beginning the season 1-4 in April, went 15-9 with a 3.82 ERA over his final 27 starts of the year from May on...held his opponents to 2ER or less in 16 of those outings...only the Angels' Jered Weaver (16) had more wins in the AL over the span.
- ▶ Registered his second career complete game on 6/3 at Detroit, holding the AL Central champs to 1ER (Fielder solo HR) on 4H with 3BB and 8K...was the first CG by a Yankee since Hughes accomplished the feat on 8/2/11 at Chicago-AL...was the only AL pitcher to record a complete-game win against Detroit in 2012.
- ▶ Allowed a career-high 4HR in 6/20 loss vs. Atlanta.
- ▶ Held his opponents to a .194 average (13-for-67) with runners in scoring position over his last 15 starts of the season, all coming after the All-Star break...marked the sixth-lowest such average in the AL during the span.
- ▶ Had his six-game home winning streak snapped in 9/2 vs. Baltimore...had gone undefeated in his previous seven starts at Yankee Stadium from 6/26-8/28 (6-0, 1.62 ERA, 50.0IP, 9ER).
- ▶ Made his 100th start as a Yankee in 9/13 win at Boston, becoming the fifth pitcher to reach the plateau with the Yankees after being selected by the team in the amateur draft (which began in 1965); also Stan Bahnsen, Doc Medich, Ron Guidry and Andy Pettitte (credit: *Elias*).
- ▶ Made five official Grapefruit League starts against Major League opponents, going 0-1 with a 1.56 ERA (17.1IP, 3ER)...owned the lowest spring ERA among all Yankees starters.

PERSONAL

- ▶ Graduated from Foothill High School in Santa Ana, Calif., where he owns the school record for most career wins (23) and ranks third in school history with 182 strikeouts...was named the 2004 Most Valuable Player with a 9-1 record and a 0.69 ERA...was honored as a pre-season All-American prior to his junior year and set school single-season records with 12 wins and a 0.64 ERA that season...tossed a perfect game on 4/8/04 in a 9-0 win over Laguna Hills...named to the *Los Angeles Times*' 2004 All-Star team...prior to being drafted, was named by *Baseball America* as the top right-handed pitcher in the Orange County region...was primarily a third baseman until his sophomore year of high school...was signed by Jeff Patterson.
- ▶ Received the 2010 Ben Epstein-Dan Castellano "Good Guy" Award from the New York chapter of the BBWAA.

Hughes' Career Pitching Record

YEAR	CLUB	W	L	ERA	G	GS	CG	SHO	SV	IP	H	R	ER	HR	HP	BB	SO	WP	BK
2004	Yankees	0	0	0.00	3	3	0	0	0	5.0	4	0	0	0	0	0	8	0	0
2005	Charleston	7	1	1.97	12	12	1	0	0	68.2	46	19	15	1	3	16	72	3	0
	Tampa	2	0	3.06	5	4	0	0	0	17.2	8	6	6	0	3	4	21	0	0
2006	Tampa	2	3	1.80	5	5	0	0	0	30.0	19	7	6	0	1	2	30	0	0
	Trenton	10	3	2.25	21	21	0	0	0	116.0	73	30	29	5	2	32	128	5	0
2007	Tampa	0	0	0.00	1	1	0	0	0	2.0	0	1	0	0	0	2	3	0	0
	Trenton	0	0	1.29	2	2	0	0	0	7.0	5	1	1	0	0	2	11	0	0
	Scranton/WB	4	1	2.20	5	5	0	0	0	28.2	16	7	7	0	1	8	28	2	0
	YANKEES - a	5	3	4.46	13	13	0	0	0	72.2	64	39	36	8	2	29	58	4	0
2008	YANKEES - b	0	4	6.62	8	8	0	0	0	34.0	43	26	25	3	1	15	23	2	0
	Charleston	2	0	0.00	2	0	0	0	0	6.2	3	0	0	0	0	2	6	2	0
	Scranton/WB	1	0	5.90	6	6	0	0	0	29.0	34	19	19	2	2	9	31	0	0
2009	Scranton/WB	3	0	1.86	3	3	0	0	0	19.1	17	4	4	2	0	3	19	0	0
	YANKEES	8	3	3.03	51	7	0	0	3	86.0	68	31	29	8	5	28	96	4	2
2010	YANKEES	18	8	4.19	31	29	0	0	0	176.1	162	83	82	25	0	58	146	9	1
2011	YANKEES - c	5	5	2.79	17	14	1	1	0	74.2	84	48	48	9	4	27	47	3	0
	Staten Island	0	0	5.08	1	1	0	0	0	4.1	3	1	1	1	0	1	7	0	0
	Trenton	1	0	1.86	2	2	0	0	0	9.2	6	2	2	0	0	4	11	0	0
2012	YANKEES	16	13	4.23	32	32	1	0	0	191.1	196	101	90	35	6	46	165	3	0
Minor League Totals		32	8	2.35	68	65	1	0	0	344.0	234	97	90	11	12	85	385	12	0
Major League Totals		52	36	4.39	152	103	2	1	3	635.0	617	328	310	88	18	203	535	25	3

Selected by the Yankees in the first round (23rd overall) of the 2004 First-Year Player Draft.

- a - Placed on the 15-day D.L. from May 3-August 4, 2007 with a strained left hamstring (transferred to 60-day D.L. on June 9).
- b - Placed on the 15-day D.L. from May 1 - July 30, 2008 with a stress fracture in his ninth right rib (transferred to 60-day D.L. on July 18).
- c - Placed on the 15-day D.L. on April 15, 2011 for right arm inflammation...transferred to the 60-day D.L. from May 25-July 6, 2011.

Hughes' Division Series Record

Year	Club vs. Opp.	W	L	ERA	G	GS	CG	SHO	SV	IP	H	R	ER	HR	HP	BB	SO	WP	BK
2007	NY Yankees vs. CLE	1	0	1.59	2	0	0	0	0	5.2	3	1	1	1	0	0	6	1	0
2009	NY Yankees vs. MIN	0	0	9.00	3	0	0	0	0	2.0	5	2	2	0	0	1	3	0	0
2010	NY Yankees vs. MIN	1	0	0.00	1	1	0	0	0	7.0	4	0	0	0	0	1	6	0	0
2011	NY Yankees vs. DET	0	0	0.00	2	0	0	0	0	2.1	2	0	0	0	0	0	4	0	0
Division Series Totals		2	0	1.59	8	1	0	0	0	17.0	14	3	3	1	0	2	19	1	0

Hughes' League Championship Series Record

Year	Club vs. Opp.	W	L	ERA	G	GS	CG	SHO	SV	IP	H	R	ER	HR	HP	BB	SO	WP	BK
2009	NY Yankees vs. LAA	0	1	3.38	3	0	0	0	0	2.2	4	1	1	0	0	1	3	0	0
2010	NY Yankees vs. TEX	0	2	11.42	2	2	0	0	0	8.2	14	11	11	1	0	7	6	2	0
LCS Totals		0	3	9.53	5	2	0	0	0	11.1	18	12	12	1	0	8	9	2	0

Hughes' World Series Record

Year	Club vs. Opp.	W	L	ERA	G	GS	CG	SHO	SV	IP	H	R	ER	HR	HP	BB	SO	WP	BK
2009	NY Yankees vs. PHI	0	0	16.20	3	0	0	0	0	1.2	2	3	3	1	0	2	1	0	0
World Series Totals		0	0	16.20	3	0	0	0	0	1.2	2	3	3	1	0	2	1	0	0
POSTSEASON TOTALS		2	3	5.40	16	3	0	0	0	30.0	34	18	18	3	0	12	29	3	0

Hughes' All-Star Game Record

Year	Club, Site	W	L	ERA	G	GS	CG	SHO	SV	IP	H	R	ER	HR	HP	BB	SO	WP	BK
2010	NY Yankees, Los Angeles (AL)	0	1	54.00	1	0	0	0	0	0.1	2	2	2	0	0	0	0	0	0
All-Star Game Totals		0	1	54.00	1	0	0	0	0	0.1	2	2	2	0	0	0	0	0	0

Hughes' Career Fielding Record

Position	PCT	G	PO	A	E	TC	DP
Pitcher	.974	152	26	50	2	78	2

Hughes' Regular Season Batting Record

Year	Team	AVG	G	AB	R	H	2B	3B	HR	RBI	SH	SF	HP	BB	SO	SB	CS
2012	NY Yankees	.000	32	2	0	0	0	0	0	0	0	0	0	0	1	0	0
Major League Totals		.000	152	3	0	0	0	0	0	0	1	0	0	0	1	0	0

RAUL IBANEZ

NUMBER	HEIGHT	WEIGHT	BATS	THROWS
27	6-2	220	L	R
POSITION OUTFIELDER				



BIRTHDATE

June 2, 1972

2012 OPENING DAY AGE

39

BIRTHPLACE

New York, N.Y.

RESIDES

Miami, Fla.

M.L. SERVICE

15 years, 20 days

COLLEGE

Miami-Dade
Community College

CAREER HIGHLIGHTS

N.L. All-Star Team

► 2009

Mariners "Minor League Player of the Year"

► 1995

STATUS

► Signed by the Yankees as a free agent on February 21, 2012...contract extends through the 2012 season.

POSTSEASON NOTES

- Has appeared in the postseason four times, with Seattle in 2000 and each of the last three years with Philadelphia (2009-11).
- Combined to hit .417 (5-for-12) with runners in scoring position during the 2009 playoffs...homered off Dodgers LHP George Sherrill in Game 1 of the NLCS—the only HR Sherrill allowed to a left-handed hitter all year...had a team-high 7H and a team-high 4 doubles in the World Series loss vs. the Yankees (.304, 7-for-23).

CAREER NOTES

- Had his streak of reaching 30 doubles snapped in 2012...had reached the plateau in each of the previous 10 seasons (2002-11), in what had been the longest such active streak among all Major Leaguers...collected his 350th career double on 5/3/11 w/Philadelphia vs. Washington.
- Has homered in 32 different ballparks in his Major League career.
- Owns three career games with at least 6RBI (7/14/02 vs. Anaheim-7RBI, 8/4/08 vs. Minnesota-6RBI and 7/10/11 vs. Atlanta-6RBI).
- Is the fourth Yankee whose last name begins with the letter "I"...also Pete Incaviglia, Kei Igawa and Hideki Irabu.

2012

- In his first season with the Yankees, hit .240 (92-for-384) with 50R, 19 doubles, 3 triples, 19HR and 62RBI in 130 games (65 starts in LF, 11 in RF and 23 at DH).
- His 92 hits are the most ever by a Yankee in their age 40 season or older, surpassing Deacon McGuire (67 in 1904)—credit: *ESPN Stats & Research*.
- Drove in 61 runs on 92 hits...seven of his 19HR gave the Yankees the lead...11 of his 19HR came in the sixth inning or later and 11 of the homers came with runners on base.
- Hit .197 (12-for-61) with no home runs against left-handed pitching...hit .248 (80-for-323) with all 19HR off righthanders.
- Went 8-for-25 (.320) with 2 doubles and 2HR as a pinch-hitter...batted .228 (62-for-272, 11HR) as an outfielder and .283 (26-for-92, 7HR) as the DH.
- Hit three-run HR—his first career Opening Day homer and first as a Yankee—and was 1-for-5 with 4RBI in 4/6 loss at Tampa Bay...had been one of only four active Major Leaguers with at least 250 career home runs without an O.D. homer to their credit (Todd Helton-347; Adrian Beltre-310; and Bobby Abreu-284)—credit: *Elias*...the only other Yankee to drive in four or more runs in his Yankees debut was Roger Maris (4/19/60 at Boston)...was his 11th career Opening Day start and third at DH (also 2002 and '05—all others in LF)...made his 14th career Opening Day roster (1999-2012), first with the Yankees.

BESTS & STREAKS

Hits

6 - at ANA, 9/22/04

Runs

4 - at KC, 8/17/04

2B

2 - 35 times

Last: at TB, 7/3/12

3B

1 - 46 times

Last: at TB, 9/3/12

HR

2 - 16 times

Last: vs. OAK, 9/22/12

RBI

7 - vs. ANA, 7/14/02

BB

3 - 7 times

Last: at MIL, 9/27/09

SO

4 - 3 times

Last: at MIL, 9/11/11

SB

1 - 47 times

Last: vs. CWS, 7/1/12

Hit Streak

18g - 7/22-8/11/10

"Walk-off" Hits

11 times

Last: 10/2/12 vs. BOS (single)

- ▶ Drove in the game-winning run with a 12th-inning double on 4/10 at Baltimore after entering the game as PH for Jones in the eighth.
- ▶ Stole a base in back-to-back games (4/10 and 4/11 at Baltimore) for the first time in his career.
- ▶ Recorded his 15th career multi-HR game—and first since 7/31/11 w/ Philadelphia vs. Pittsburgh—in 5/8 win vs. Tampa Bay, hitting a two-run HR and a solo HR.
- ▶ Hit a home run in 5/18 win vs. Cincinnati...with 39-year-old teammate Andy Pettitte earning the win, marked the first time that a 39-or-older starting pitcher earned a Major League win while a teammate of that age hit a home run in the same game since 8/18/08, when Detroit's Kenny Rogers and Gary Sheffield turned the trick against the Rangers in Arlington (credit: *Elias*)...marked the first time two Yankees did so in the same game, although the *Elias Sports Bureau* notes that Red Ruffing (1945), Spud Chandler (1947) and Sal Maglie (1958) each won and hit a home run in the same game after their 39th birthdays.
- ▶ Tripled in 5/30 win at Los Angeles-AL, marking his first triple since 5/25/11 w/ Philadelphia vs. Cincinnati.
- ▶ Batted just .162 (11-for-68) with three extra-base hits in June.
- ▶ Hit his first career home run at Turner Field in 6/11 win at Atlanta...had been homerless in his previous 105AB at Turner Field, the only ballpark in which he had 35-or-more career at-bats without ever hitting a home run (credit: *Elias*).
- ▶ Snapped an 0-for-15 stretch—and an 0-for-17 stretch with runners on base—with his second-inning double in 6/19 loss vs. Atlanta.
- ▶ Hit game-tying three-run HR in the seventh inning of 6/23 win at the Mets.
- ▶ Hit game-winning grand slam in the eighth inning on 7/16 vs. Toronto...was his 10th career grand slam and first since 9/17/11 w/ Philadelphia vs. St. Louis...was the first grand slam by a Yankee in the eighth inning or later that gave the team the lead since Bobby Abreu in the 10th inning on 9/24/08 at Toronto.
- ▶ Collected 15H in his final 37AB of the season (a .405 average) with 7R and 9RBI over 11 games from 9/22 on...seven of the hits went for extra bases (3 doubles, 4HR)...was homerless in his prior 71AB and hitless in his previous 18AB leading through 9/21.
- ▶ Recorded his 16th career multi-homer game (second of the season) in 9/22 win vs. Oakland – a go-ahead, pinch-hit solo HR in the fifth and a game-tying two-run homer in the 13th...was his third career pinch-hit HR (first since 9/20/11 w/ Philadelphia vs. Washington)...became the first Yankee to enter a game as a pinch-hitter and homer at least twice in the contest since Steve Balboni on 5/23/90 at Minnesota (credit: *Elias*)...became the first Yankee to hit a game-tying or go-ahead homer in extra innings since Alex Rodriguez's two-run "walk-off" homer on 8/7/09 vs. Boston...became the second Major Leaguer in the last 11 seasons to collect at least three extra-base hits in a game he didn't start, joining the Yankees' Cody Ransom (3-for-3, 1 double, 2HR) on 9/26/08 at Boston—credit: *Elias*.
- ▶ Was charged with an error in 9/25 win at Minnesota, snapping a streak of 195 consecutive errorless games in left field that dated back to 4/18/11.
- ▶ Hit game-tying, pinch-hit, two-out, two-run HR in the ninth inning and a "walk-off" single in the 12th in 10/2 win vs. Boston...became the first player in franchise history to hit a game-tying home run in the ninth and then have a "walk-off" RBI later in the same game (credit: *Elias*)...was his 11th career "walk-off" hit...was his fourth career pinch-hit HR and second in 10 days (also 9/22 vs. Oakland)...became the first Yankee to hit a home run to tie the game in the ninth inning or later twice in the same season since Gary Sheffield in 2004... became the first player age 40-or-older with a "walk-off" RBI for the Yankees since Enos Slaughter on 8/4/57 vs. Cleveland (Game 2).
- ▶ Hit .150 (9-for-60) with 4R, 2 doubles, 3HR and 10RBI in 21 spring training games, leading the team in homers.

**Most Consecutive 15HR Seasons,
Age 30 Season or Older**

Player	# of Seasons	Seasons
Graig Nettles	12	1975-86
RAUL IBANEZ	11	2002-12
Rafael Palmeiro	11	1995-05
Eddie Murray	11	1986-96
Hank Aaron	11	1964-74

***Age as of June 30. Credit: ESPN Stats & Info.*

PERSONAL

- ▶ Full name is Raúl Javier Ibañez...married to Teryvette with two sons, Raúl Jr. and a newborn who was delivered on the night of the Yankees' AL East clinching-win, and three daughters, Sophia Isabella, Victoria Alessandra and Carolina Danielle...graduated from Miami Sunset High School in 1991...attended Miami-Dade Community College and was an all-conference selection in baseball.
- ▶ Honored with Kansas City's Joe Burke Special Achievement Award in 2002...selected as Seattle's nominee for the Roberto Clemente Award for three consecutive seasons from 2006-08...was presented with the 2011 Tug McGraw Good Guy Award by the Philadelphia chapter of the BBWAA.
- ▶ Created Ibañez Team Resurgence in 2009 for homeless and at-risk youth in the Philadelphia area, which provided t-shirts and game tickets...regularly met with groups of teens from the Covenant House Pennsylvania and Project H.O.M.E.

Ibanez's Career Batting Record

Year	Club	AVG	G	AB	R	H	2B	3B	HR	RBI	SH	SF	HP	BB	SO	SB	CS	E	OBP	SLG
1992	AZL Mariners	.308	33	120	25	37	8	2	1	16	0	0	2	9	18	1	2	4	.366	.433
1993	Appleton	.274	52	157	26	43	9	0	5	21	1	2	1	24	31	0	2	2	.370	.427
	Bellingham	.284	43	134	16	38	5	2	0	15	0	1	0	21	23	0	3	1	.378	.351
1994	Appleton	.312	91	327	55	102	30	3	7	59	0	2	2	32	37	10	5	10	.375	.486
1995	Riverside	.332	95	361	59	120	23	9	20	108	1	9	2	41	49	4	3	12	.395	.612
1996	Tacoma	.284	111	405	59	115	20	3	11	47	0	5	2	44	56	7	7	11	.353	.430
	Port City	.368	19	76	12	28	8	1	1	13	0	1	0	8	7	3	2	4	.424	.539
	SEATTLE	.000	4	5	0	0	0	0	0	0	0	0	1	0	1	0	0	0	.167	.000
1997	Tacoma	.304	111	438	84	133	30	5	15	84	3	4	1	32	75	7	5	5	.349	.498
	SEATTLE	.154	11	26	3	4	0	1	1	4	0	0	0	6	0	0	0	0	.154	.346
1998	Tacoma	.216	52	190	24	41	8	1	6	25	0	2	0	24	47	1	1	1	.301	.363
	SEATTLE-a	.255	37	98	12	25	7	1	2	12	0	0	0	5	22	0	0	1	.291	.408
1999	SEATTLE-b	.258	87	209	23	54	7	0	9	27	0	1	0	17	32	5	1	3	.313	.421
	Tacoma	.355	8	31	6	11	1	0	3	5	0	0	0	1	7	1	0	0	.375	.677
2000	SEATTLE-c	.229	92	140	21	32	8	0	2	15	0	1	1	14	25	2	0	2	.301	.329
	Tacoma	.250	10	40	3	10	4	0	0	6	0	0	0	1	3	0	0	0	.268	.350
2001	KANSAS CITY-d	.280	104	279	44	78	11	5	13	54	0	1	0	32	51	0	2	5	.353	.495
	Omaha	.148	8	27	3	4	1	0	2	5	1	0	0	1	10	0	0	1	.179	.407
2002	KANSAS CITY	.294	137	497	70	146	37	6	24	103	1	4	2	40	76	5	3	3	.346	.537
2003	KANSAS CITY	.294	157	608	95	179	33	5	18	90	1	10	3	49	81	8	4	4	.345	.454
2004	SEATTLE-e, f	.304	123	481	67	146	31	1	16	62	0	4	3	36	72	1	2	5	.353	.472
	Tacoma	.235	4	17	2	4	1	0	0	1	0	0	0	6	0	0	0	0	.235	.294
2005	SEATTLE	.280	162	614	92	172	32	2	20	89	0	3	2	71	99	9	4	2	.355	.436
2006	SEATTLE	.289	159	626	103	181	33	5	33	123	0	7	1	65	115	2	4	2	.353	.516
2007	SEATTLE	.291	149	573	80	167	35	5	21	105	0	7	3	53	97	0	0	6	.351	.480
2008	SEATTLE	.293	162	635	85	186	43	3	23	110	0	5	3	64	110	2	4	5	.358	.479
2009	PHILADELPHIA-g,h	.272	134	500	93	136	32	3	34	93	0	5	4	56	119	4	0	2	.347	.552
	Reading-a	.000	1	2	1	0	0	0	0	0	0	0	0	1	1	0	0	0	.333	.000
	Lehigh Valley	.400	2	5	1	2	1	0	0	2	0	0	0	3	2	0	0	0	.625	.600
2010	PHILADELPHIA	.275	155	561	75	154	37	5	16	83	0	7	0	68	108	4	3	2	.349	.444
2011	PHILADELPHIA	.245	144	535	65	131	31	1	20	84	0	5	2	33	106	2	0	1	.289	.419
2012	YANKEES-i	.240	130	384	50	92	19	3	19	62	0	2	4	35	67	3	0	1	.308	.453
Minor League Totals		.295	640	2330	376	688	149	26	71	407	6	26	10	242	372	34	30	51	.360	.473
AL Totals		.283	1514	5175	745	1462	296	37	201	856	2	21	59	481	854	37	24	39	.343	.471
NL Totals		.264	433	1596	233	421	100	9	70	260	0	6	22	157	333	10	3	5	.329	.469
Major League Totals		.278	1947	6771	978	1883	396	46	271	1116	2	62	29	638	1187	47	27	44	.340	.470

Selected by the Seattle Mariners in the 36th round of the 1992 First-Year Player Draft.

a - Placed on the 15-day disabled list from March 31–June 28, 1998 with a frayed labrum in his right shoulder.

b - Placed on the 15-day disabled list from May 18–June 2, 1999 with a pinched nerve in his neck.

c - Placed on the 15-day disabled list from August 8–22, 2000 with a strained groin.

d - Signed by the Kansas City Royals as a free agent on January 19, 2001.

e - Signed by the Seattle Mariners as a free agent on November 19, 2003.

f - Placed on the 15-day disabled list from June 3–July 9, 2004 with a strained right hamstring.

g - Signed by the Philadelphia Phillies as a free agent on December 16, 2008.

h - Placed on the 15-day disabled list from June 18–July 10, 2009 with a strained left groin.

i - Signed by the Yankees as a free agent on February 21, 2012.

Ibanez's Division Series Record

Year	Club vs. Opp.	AVG	G	AB	R	H	2B	3B	HR	RBI	SH	SF	HP	BB	SO	SB	CS	E	OBP	SLG
2000	SEA vs. CWS	.375	3	8	2	3	0	0	0	0	0	0	0	0	0	0	0	0	.375	.375
2009	PHI vs. COL	.308	4	13	2	4	1	0	0	5	0	0	0	4	2	0	0	1	.471	.385
2010	PHI vs. CIN	.250	3	12	0	3	1	0	0	0	0	0	0	1	2	0	0	0	.308	.333
2011	PHI vs. STL	.200	4	15	1	3	0	0	1	4	0	0	0	0	5	0	0	0	.200	.400
Division Series Totals		.271	14	48	5	13	2	0	1	9	0	0	0	5	9	0	0	1	.340	.375

Ibanez's League Championship Series Record

Year	Club vs. Opp.	AVG	G	AB	R	H	2B	3B	HR	RBI	SH	SF	HP	BB	SO	SB	CS	E	OBP	SLG
2000	SEA vs. NYY	.000	6	9	0	0	0	0	0	0	0	0	0	2	2	0	0	0	.000	.000
2009	PHI vs. LAD	.167	5	18	4	3	1	0	1	4	0	0	0	1	6	0	0	0	.211	.389
2010	PHI vs. SF	.211	5	19	1	4	1	0	0	0	0	0	0	1	6	0	0	0	.250	.263
LCS Totals		.152	16	46	5	7	2	0	1	4	0	0	0	2	14	0	0	0	.188	.261

Ibanez's World Series Record

Year	Club vs. Opp.	AVG	G	AB	R	H	2B	3B	HR	RBI	SH	SF	HP	BB	SO	SB	CS	E	OBP	SLG
2009	PHI vs. NYY	.304	6	23	2	7	4	0	1	4	0	0	0	1	9	0	0	1	.333	.609
World Series Totals		.304	6	23	2	7	4	0	1	4	0	0	0	1	9	0	0	1	.333	.609
POSTSEASON TOTALS		.231	36	117	12	27	8	0	3	17	0	0	0	8	32	0	0	2	.280	.376

Ibanez's All-Star Game Record

Year	Club, Site	AVG	G	AB	R	H	2B	3B	HR	RBI	SH	SF	HP	BB	SO	SB	CS	E	OBP	SLG
2009	PHI, St. Louis	.000	1	2	0	0	0	0	0	0	0	0	0	0	0	0	0	0	.000	.000
All-Star Game Totals		.000	1	2	0	0	0	0	0	0	0	0	0	0	0	0	0	0	.000	.000

Ibanez's Career Fielding Record

Position	PCT	G	PO	A	E	TC	DP	PB
Outfield	.987	1495	2503	84	34	2621	13	-
First Base	.991	136	923	75	9	1007	96	-
Third Base	.000	1	0	0	1	1	0	-
Catcher	1.000	1	4	0	0	4	0	0

Ibanez's Career Home Run Chart

MULTI-HOMER GAMES: 15, last on 9/22/12 vs. Oakland. **GRAND SLAMS:** 10, last on 7/16/12 vs. Toronto (Jason Frasor). **PINCH-HIT HR:** 4, last on 10/2/12 vs. Boston (Andrew Bailey). **INSIDE-THE-PARK HR:** None. **WALK-OFF HR:** 6, last on 7/8/11 vs. San Diego (Scott Proctor). **LEADOFF HR:** None.

Ibanez's Postseason Home Run Chart

MULTI-HOMER GAMES: None. **GRAND SLAMS:** None. **PINCH-HIT HR:** None. **INSIDE-THE-PARK HR:** None. **WALK-OFF HR:** None. **LEADOFF HR:** None.

DEREK JETER

NUMBER

2

HEIGHT

6-3

WEIGHT

195

BATS

R

THROWS

R

POSITION

SHORTSTOP



BIRTHDATE

June 26, 1974

2012 OPENING DAY AGE

37

BIRTHPLACE

Pequannock, N.J.

RESIDES

Tampa, Fla.

M.L. SERVICE

17 years, 43 days

CAREER HIGHLIGHTS

World Series MVP

► 2000

All-Star Game MVP

► 2000

A.L. All-Star Team

► 1998, 1999, 2000, 2001, 2002, 2004, 2006, 2007, 2008, 2009, 2010, 2011
2012

A.L. Gold Glove

► 2004, 2005, 2006, 2009, 2010

A.L. Silver Slugger

► 2006, 2007, 2008, 2009

A.L. Rookie of the Year

► 1996

Sports Illustrated

Sportsman of the Year

► 2009

Roberto Clemente Award

► 2009

Hank Aaron Award

► 2006, 2009

STATUS

► Selected in the first round (sixth pick overall) of the 1992 First-Year Player Draft...re-signed to a three-year contract on December 7, 2010...contract extends through the 2013 season with a one-year player option for 2014.

POSTSEASON NOTES

► Ranks first on Major League Baseball's all-time postseason games list with 191 career hits, 107 runs, 152 games played and 55 extra-base hits...also ranks third in home runs (20), with 12 of the homers tying the game or giving the Yankees the lead...is the only player ever with a leadoff homer in each the three rounds of the playoffs: 2009 ALCS Game 3 at Los Angeles-AL, 2004 ALDS Game 2 vs. Minnesota and 2000 World Series Game 4 at the Mets.

► Owns a .399 (59-for-148) career average against left-handed pitching in postseason play.

► Has hit safely in 27 of his last 33 postseason games, dating back to the 2007 ALDS...has also hit safely in 62 of his last 74 postseason games since 2002...scored his 100th career postseason run in 2010 ALCS Game 1 win at Texas, becoming the first player in Major League history to reach the plateau.

► Is the all-time Division Series leader in hits (84), runs (43), singles (61) and games played (61).

► Ranks first all time with 53 Championship Series games played, is tied for first in doubles (10), ranks second in hits (57), is fifth in RBI (24) and tied for sixth in home runs (seven)...hit controversial home run in the eighth inning of Game 1 of the 1996 ALCS off Baltimore's Armando Benitez when a young fan reached over the wall (Yankees would win 5-4 in 11 innings).

► Has scored 32 runs in the World Series, fourth-most all time, while ranking fifth with 50 World Series hits...has carried at least a .300 average in five World Series (1998-2000, '03 and '09), matching Babe Ruth and Yogi Berra for the most such Series all-time...hit safely in 14 consecutive World Series games from 10/26/96-10/26/00, tying Roberto Clemente for the third-longest streak all-time, trailing Hank Bauer (17G) and Marquis Grissom (15G)...hit game-winning "walk-off" home run in the 10th inning of Game 4 of the 2001 World Series vs. Arizona to earn the nickname "Mr. November"...named the MVP of the 2000 World Series (.409, 9-for-22, 6R, 2 doubles, 1 triple, 2HR, 2RBI).

► Led the team in hits (22) for the World Champion Yankees in the 2009 postseason, reaching base safely in all 15 contests...trailed only Barry Bonds (17 straight in 2002) and Gary Sheffield (16 straight in 1997) for the longest streak of reaching base in a single postseason...batted .407 (11-for-27) in the World Series, hitting safely in all six games and marking his most hits in any postseason series.

► Hit safely in 17 straight postseason games from 10/13/98 (ALCS Game 6)-10/27/99 (World Series Game 4), tying Hank Bauer (10/3/56-10/4/58) and Manny Ramirez (10/14/03-10/27/04) for the longest all time.

BESTS & STREAKS

Hits

5 - 4 times
Last: at CWS, 8/3/11

Runs

5 - vs. TB, 6/21/05

2B

3 - at TOR, 5/28/99

3B

2 - at DET, 9/10/96

HR

2 - 10 times
Last: at TEX, 5/8/11

RBI

5 - 4 times
Last: vs. TOR, 9/4/11

BB

3 - 21 times
Last: vs. TOR, 7/3/10

SO

4 - 2 times
Last: at PHI, 9/1/97

SB

3 - 2 times
Last: vs. BOS, 5/11/06

Hit Streak

25g - 8/20-9/16/06

"Walk-off" Hits

6 times
Last: 6/08/07 vs. PIT (single)

CAREER NOTES

- ▶ Leads all active Major Leaguers with 3,304 career hits...according to the *Elias Sports Bureau*, is the first Yankee to hold that distinction since Johnny Mize in 1952...owns the most hits by a shortstop in Major League history.
- ▶ His 3,304 career hits rank 10th on Baseball's all-time hits list...in 2012, surpassed Hall of Famers Dave Winfield (on 4/21), Tony Gwynn (5/13), Robin Yount (5/14), Paul Waner (5/26), George Brett (5/27), Cal Ripken, Jr. (6/29), Nap Lajoie (8/20), Eddie Murray (8/21) and Willie Mays (9/14)...among the nine players currently ahead of him on the all-time hits list, three played at least one career game at SS (Eddie Collins, Paul Molitor and Honus Wagner).
- ▶ Reached the 3,300-hit mark in 2012...among the 10 players to reach that milestone, only Ty Cobb (age 36 in 1923) did so at a younger age (38 years, 96 days at the time of the hit on 9/30).
- ▶ Is one of only six players in Baseball history to compile at least 3,000H in his first 17 years, also Pete Rose-3,372, Stan Musial-3,116, Hank Aaron-3,110, Ty Cobb-3,053 and Paul Waner-3,042.
- ▶ Joins Willie Mays as the only players to record at least 3,000H, 250HR, 300SB and 1,200RBI in their careers.
- ▶ Is one of six shortstops since 1958 (when Gold Glove Awards were first awarded in each league) to win the honor at least five times...is one of five Yankees to accomplish the feat: also Don Mattingly (nine-time winner), Dave Winfield (five), Ron Gidry (five) and Bobby Richardson (five).
- ▶ Recorded 150H in 2012 for the 17th consecutive season (since 1996), the longest such streak among active players and the longest in franchise history...according to *Elias*, joins Hank Aaron (17, in-a-row from 1955-71) as the only players to compile such a streak.
- ▶ Reached the 200-hit plateau for the eighth time in his career in 2012, tying Lou Gehrig's club record, marking the most 200H seasons by a shortstop...also owns 11 seasons with at least 190 hits, surpassing Stan Musial (10) for the third-most 190H seasons behind Pete Rose (13) and Ty Cobb (12)—credit: *Elias*.
- ▶ Owns the most hits in Major League history from the shortstop position, surpassing Luis Aparicio (2,673) on 8/16/09 at Seattle...according to the *Elias Sports Bureau*, is one of four players all time to record 1,500R and 1,500 games played at shortstop (also Bill Dahlen, Honus Wagner and Cal Ripken, Jr.).
- ▶ Recorded his 12th season with a .300 or better average, matching Lou Gehrig for the second-most such seasons in club history behind Babe Ruth (13 seasons), according to the *Elias Sports Bureau*.
- ▶ Has 46 career double-digit hitting streaks, the most among active players and most ever by a Yankee in franchise history...since 1903, only four Major Leaguers have more double-digit streaks: Ty Cobb (66), Hank Aaron (48), and Tris Speaker (47)...has 14 career hitting streaks of 15-or-more games, trailing only Joe DiMaggio (20) for most in franchise history and teammate Ichiro Suzuki (14) for most among active players.
- ▶ His 16 career 40-hit months are the most in club history since Joe DiMaggio (17).
- ▶ According to *Elias*, has 13 single-season hitting streaks of at least 15 games during his career, trailing Ichiro Suzuki (14) for the most among active players...has hitting streaks of more than 15 games in eight different seasons (1996, '99, 2002, '04, '06, '07, '09 and '12), most among active players...has seven career single-season hitting streaks of at least 17 games (17, 19 and 20 games in 2007; 25 in 2006; 17 in 1996 and 2004 and 19 in 2012), the most among active players.
- ▶ Has at least 150 hits against all 13 opposing Major League teams...among players who have debuted over the last 25 years, is the only player to accomplish the feat—credit: *Elias*.
- ▶ Has collected at least 40H in a calendar month 15 times in his career, the most such months by a Yankee since Joe DiMaggio (17 months with at least 40H).
- ▶ Owns 971 career multi-hit games, second-most over the last 50 years (since 1963), trailing only Pete Rose (1,225).
- ▶ Leads all active players with 283 career games of three-or-more hits...posted at least a dozen games with three-or-more hits in 14 consecutive seasons from 1996-2009, matching Tony Gwynn (1984-97) for the second-longest streak of its kind for any player during the expansion era (since 1961) behind Pete Rose's 19 consecutive seasons from 1963-81 (credit: *Elias*)...since the start of the 1996 season, has a Major League-best 971 multi-hit games.
- ▶ Has 44 career games with at least four hits, second-most among active players behind only Ichiro Suzuki (49)...only Lou Gehrig (53) has more games with at least 4H in Yankees franchise history...had four games with at least 4H in 2012.

DID YOU KNOW??? Of the 2,585 career regular season games Derek Jeter has played in, there has been just one in which the Yankees had already been mathematically eliminated from postseason play (9/26/08).

MOST CAREER POSTSEASON HITS, ALL-TIME	
1. DEREK JETER.....	191
2. Bernie Williams.....	128
3. Manny Ramirez.....	117
4. Jorge Posada.....	103
5. Kenny Lofton.....	97

MOST CAREER POSTSEASON RUNS, ALL-TIME	
1. DEREK JETER.....	107
2. Bernie Williams.....	83
3. Manny Ramirez.....	67
4. Kenny Lofton.....	65
5. Chipper Jones.....	58

HIGHEST CAREER AVERAGES, WORLD SERIES HISTORY (min. 100 AB)	
Player	AVG.
1. Lou Gehrig.....	.361 (43-for-119)
2. Eddie Collins.....	.328 (42-for-128)
3. Babe Ruth.....	.326 (42-for-129)
4. DEREK JETER.....	.321 (50-for-156)
5. Steve Garvey.....	.319 (36-for-113)

- ▶ Has 1,868 career runs, 12th-most on Baseball's all-time runs scored list...in 2012, surpassed Hall of Famers Charlie Gehringer (on 4/18), Paul Molitor (4/23), Ted Williams (6/9), Carl Yastrzemski (7/13), Eddie Collins (7/24), Frank Robinson (8/8) and Mel Ott (9/12)...also passed Craig Biggio (on 8/20).
- ▶ Has reached the 100-run plateau 13 times in his career, tied with Lou Gehrig for most 100R seasons in franchise history (had 99R in 2012)...according to *Elias*, is tied with Gehrig, Rickey Henderson and teammate Alex Rodriguez for the second-most 100-run seasons in Major League history behind Hank Aaron (15).
- ▶ Has hit at least 15HR in 16 seasons...had his streak of reaching double digits in home runs in 15 consecutive seasons (1996-2010) snapped in 2011...is one of only two active players to record double-digit HR totals over 15 consecutive seasons at some point in their career, joining teammate Alex Rodriguez (credit: *Elias Sports Bureau*)...also had his streak of collecting at least 10HR and 105B in 15 straight seasons (1996-2010) snapped in 2011...is the second-longest streak all time behind only Barry Bonds (16 straight, 1986-2001)—credit: *Elias*.
- ▶ Owns 29 career leadoff home runs (19 at home, 10 on the road), the most in franchise history...12 have come in the month of August.
- ▶ Over the last 10 seasons, (2003-12), ranked second in the Majors in runs (1,029), third in hits (1,914) and at-bats (6,163) and 10th in games played (1,492).
- ▶ Has played 2,531 games at shortstop for the Yankees...ranks first on Baseball's all-time list in games at shortstop for one club (credit: *Elias*)...marks the second-most among players who never played a game at any other fielding position, trailing only Luis Aparicio (2,583)—credit: *Elias Sports Bureau*...only Omar Vizquel (2,709) and Aparicio have played in more games at the shortstop position than Jeter.
- ▶ Is the Yankees all-time leader in hits (3,304 – Lou Gehrig, second-2,721), games played (2,585 – Mickey Mantle, second-2,401), stolen bases (348 – Rickey Henderson, second, 326), at-bats (10,551), singles (2,460) and HP (168)...ranks second with 524 doubles (Lou Gehrig, first-534), ranks third with 1,868 (Babe Ruth, first-1,959; Lou Gehrig, second-1,888) and ranks ninth in home runs (255)...is one of four players who hold their current franchise's all-time hits record (also Colorado's Todd Helton, Texas' Michael Young and the Mets' David Wright)...no active player has appeared in more games for his current team than Derek Jeter.
- ▶ Has appeared in 2,585 career games (all with the Yankees), ranking 10th all-time in games played among players who spent their entire careers with one team...in 2012, surpassed Roberto Clemente with Pittsburgh (on 4/14), Tony Gwynn with San Diego (4/21), Dave Concepcion with Cincinnati (6/16) and Ernie Banks with Chicago-NL (8/3).
- ▶ According to the *Elias Sports Bureau*, at 1,547-1036-2, has the highest personal winning percentage (.599) among active players (min. 1,000G)...*Elias* also notes he has played in 1,547 regular season victories, the most among actives and the most in franchise history (Mickey Mantle is second with 1,376).
- ▶ Was selected to his 13th All-Star game in 2012 (eighth as the AL's starting SS and seventh straight since 2006)...ties Joe DiMaggio for the third-most All-Star selections for a Yankee, trailing Mickey Mantle (20) and Yogi Berra (18)...is the only player to be named to the All-Star team with their current team at least 13 times, according to *Elias*...with seven consecutive fan elections (2006-12), joins Cal Ripken, Jr. (AL, eight straight, 1989-96) and Ozzie Smith (NL, 10 straight, 1983-92) as the only shortstops named to start six straight All-Star Games...became the fifth AL infielder to earn at least seven consecutive fan-elected starts at one position, joining Ripken; Rod Carew (1B, nine straight, 1976-84); George Brett (3B, 11 straight, 1976-86); and Wade Boggs (3B, 10 straight, 1987-96).
- ▶ Finished with 1,274 career hits at the original Yankee Stadium...surpassed Lou Gehrig (1,269) for the most hits all-time at the Stadium in 9/16/08 loss vs. Chicago-AL...according to the *Elias Sports Bureau*, recorded 120 career games of three-or-more hits at Yankee Stadium, most all-time ahead of second-place Gehrig (109)...his 18 career four-hit games at Yankee Stadium rank second all-time to Gehrig's 19.
- ▶ Is one of five players to play in at least 1,000 games at the original Yankee Stadium (also Mantle, Gehrig, Berra and B. Williams).

MOST HITS IN FRANCHISE HISTORY

1. DEREK JETER.....	3,304
2. Lou Gehrig.....	2,721
3. Babe Ruth.....	2,518
4. Mickey Mantle.....	2,415
5. Bernie Williams.....	2,336

MOST 200-HIT SEASONS, ALL-TIME

1. Pete Rose.....	10
Ichiro Suzuki.....	10
3. Ty Cobb.....	9
4. Paul Waner.....	8
Lou Gehrig.....	8
DEREK JETER.....	8
7. Wade Boggs.....	7
Charlie Gehringer.....	7
Rogers Hornsby.....	7
10. Seven others tied.....	6

ALL-TIME AMERICAN LEAGUE CAREER HITS LIST

Player	Team	AL Hits
1. DEREK JETER...	New York-AL.....	3,304
2. Cal Ripken, Jr. ...	Baltimore.....	3,184
3. Robin Yount.....	Milwaukee.....	3,142

AMONG ACTIVE MAJOR LEAGUE PLAYERS HITS

1. DEREK JETER.....	3,304
2. ALEX RODRIGUEZ.....	2,901
3. Omar Vizquel.....	2,877

RUNS SCORED

1. ALEX RODRIGUEZ.....	1,898
2. DEREK JETER.....	1,868
3. Johnny Damon.....	1,668

2012

- ▶ Hit .316 (216-for-683) with 99R, 32 doubles, 15HR and 58RBI in 159 games (133 starts at SS and 25 at DH) with the Yankees...marked his second-most hits in a single season (219H in 1999).
- ▶ Led the Majors with 216 hits this season...also led the Majors in hits in 1999 (219H), becoming the first player in franchise history to finish a season as the outright Major League leader in hits multiple times...is just the fourth player to record a 200-hit season 14-or-more years after his first one, joining Ty Cobb, Pete Rose and Paul Molitor...only one other player as old as Jeter (age 38) finished a season as the Major League leader in hits (Pete Rose – 140H for the Reds in the strike-shortened 1981 season at age 40)—credit: *Elias*...his 200th hit came in his 145th game of the season, matching his fewest games needed to reach 200H (also 145 games in 1999 and 2009).
- ▶ Became the fifth player to record his 200th hit of a season at age 38 or older, joining Paul Molitor (age 40 in 1996), Sam Rice (twice, age 40 in 1930 and age 38 in 1928), Jake Daubert (age 38 in 1922) and Pete Rose (age 38 in 1979)—credit: *Elias*...only Molitor (225H) had more hits.
- ▶ Also ranked among AL leaders in at-bats (first), average (fifth) and runs (ninth)...tied Miguel Cabrera for the most multi-hit games (64) in the Majors...also led the AL in road average (.347) and avg. vs. LHP (.364).
- ▶ According to *Elias*, Jeter's 216H are the most in a season by a player who entered the year with 3,000 or more career hits, surpassing Ty Cobb's previous mark of 211H in 1922 and '24.
- ▶ Since returning from the D.L. on 7/4/11, has hit .321 (310-for-967) with 144R, 47 doubles, 19HR and 99RBI in 228 regular season games... leads the Majors in hits over the stretch...is batting .372 (110-for-296) off left-handed pitching over the span.
- ▶ Led the Majors in hits in both April (37) and August (43)...according to *Elias*, prior to 2012 had held the outright Major League lead in hits during a calendar month twice in his career – 44H in May 1998 and 50H in August 1998.
- ▶ Hit .378 (54-for-143) with 7BB...hit five leadoff HR in 2012 (8/21 at Chicago-AL, 6/20 vs. Atlanta, 6/3 at Detroit, 4/16 vs. Minnesota and 4/10 at Baltimore)...tied his most in a single season (also 2005)...homered on the game's first pitch twice (6/2 at Detroit off Justin Verlander and 8/21 at Chicago-AL off Francisco Liriano).
- ▶ Hit 15HR in 2012, nearly matching his total from his previous two seasons combined (10HR in 2010, 6HR in 2011)...reached double digits in homers for the 16th time in 17 seasons.
- ▶ At age 38, became the oldest player ever to hit at least 10HR in a season from the shortstop position, surpassing Pee Wee Reese who did so in 1955 at age 37 (credit: *Elias*)...surpassed Honus Wagner (181H at age 38 in 1912) for most hits by a shortstop in his age-38 season or older...joins Wagner as the only shortstops aged 38-or-older to hit at least .320 in a season...in the Live Ball Era, the only other players overall to post at least 200H while batting .320 or higher at age 38-or-older are Paul Molitor (225H, .341BA in 1996), Pete Rose (208H, .331BA in 1979), Sam Rice (200H, .328BA in 1928 and 207H, .349BA in 1930) and Jake Daubert (205H, .336BA in 1922)...is the only player in the group to hit also hit 15HR in that season.
- ▶ Was named to his 13th career All-Star Game (eighth as the AL's starting SS and seventh straight since '06)...went 1-for-2 in the 8-0 NL win on 7/10 at Kauffman Stadium...his first-inning single was his 11th career All-Star hit, surpassing Mickey Mantle (10) for most in franchise history...with Cano elected as the AL's starting 2B, the duo became just the second 2B/SS pair to earn three straight fan-elected All-Star starts together, joining Cincinnati's Joe Morgan and Dave Concepcion from 1975-77.
- ▶ Made his 16th Opening Day start at SS for the Yankees on 4/6 at Tampa Bay, the most O.D. starts by a Yankee at any single position in franchise history, surpassing Bill Dickey's 15 O.D. starts at C...according to *Elias*, became the only active player to make 16 O.D. starts, all for the same team, at any single position...is the first SS to do so since Barry Larkin started 17 Opening Day games for the Reds from 1987-2004...was also his eighth O.D. start at SS with Alex Rodriguez at 3B, extending their record for most starts by a SS/3B combo in franchise history...became the first SS/3B combo to start together for the same team on eight different Opening Days since the Dodgers' Ron Cey and Bill Russell (last in 1982)...*Elias* also notes they became the second pair of teammates in the last 56 years (since 1957) to start a season opener at SS and 3B both age 36 or older...the only other teammates to do so over the span were Larry Bowa and Ron Cey for the 1984 Cubs.
- ▶ Collected a Major League-leading 37H in April, his most ever in the month...marked the most hits by a Yankee through the end of April since 2003 (Alfonso Soriano, 46H)...became the first player in franchise history to record as many as 30 hits through the team's first 16 games of the season and was the first Major Leaguer to accomplish the feat since Chipper Jones in 2008 (credit: *Elias Sports Bureau*).

**MAJOR LEAGUE BASEBALL
ALL-TIME HITS LIST**

1. Pete Rose.....	4,256
2. Ty Cobb.....	4,191
3. Hank Aaron.....	3,771
4. Stan Musial.....	3,630
5. Tris Speaker.....	3,514
6. Honus Wagner.....	3,430
7. Carl Yastrzemski.....	3,419
8. Paul Molitor.....	3,319
9. Eddie Collins Sr.....	3,313
10. DEREK JETER.....	3,304
11. Willie Mays.....	3,283
12. Eddie Murray.....	3,255

**All info courtesy of Elias Sports Bureau*

ALL-TIME RUNS LIST

1. Rickey Henderson.....	2,295
2. Ty Cobb.....	2,245
3. Barry Bonds.....	2,227
4. Hank Aaron.....	2,175
5. Babe Ruth.....	2,174
6. Pete Rose.....	2,165
7. Willie Mays.....	2,060
8. Stan Musial.....	1,949
9. ALEX RODRIGUEZ.....	1,898
10. Lou Gehrig.....	1,888
11. Tris Speaker.....	1,882
12. DEREK JETER.....	1,868
13. Mel Ott.....	1,859

- ▶ Totaled exactly 40H in his first 100AB, becoming the first Yankee to collect as many hits in his first 100AB of a season since Paul O'Neill in 1994 (46H in 100AB)—credit: *Elias Sports Bureau*.
- ▶ Had 44 hits in the Yankees' first 25 games...according to *Elias*, was only the fifth AL player in the last 70 seasons to record at least 44 hits in his team's first 25 games of a season...the others were Tony Oliva (1964 Twins, 47H), Rod Carew (1983 Angels, 48H), Darin Erstad (2000 Angels, 46H) and Alfonso Soriano (2003 Yankees, 45H).
- ▶ Became the first Yankee ever to reach 50H within the team's first 30G of a season (through 5/9).
- ▶ Hit safely in 15 straight games from 4/9-25...batted .456 (31-for-68) with 14R, 6 doubles, 4HR and 13RBI over the span...was his longest hitting streak since a 16-game streak from 5/17-6/2/09...marked his 13th career hitting streak of 15 or more games.
- ▶ Hit his 25th career leadoff HR (and first since 6/12/10 vs. Houston) in 4/10 win at Baltimore, surpassing Rickey Henderson (24) for most in franchise history.
- ▶ Homered in consecutive games (4/15 vs. Los Angeles-AL and 4/16 vs. Minnesota) for the first time since 5/22-23/09 vs. Philadelphia... homered in three of four games from 4/15-18, marking the first time he hit three total HR over a four-game stretch since 6/18-21/05 (also 3HR) and the first time he homered in three different games over a four-game stretch since 5/9-12/02 (also 3HR).
- ▶ Hit three-run HR in 4/15 win vs. Los Angeles-AL, his first of the season at Yankee Stadium...did not hit his first home run at Yankee Stadium in 2011 until 7/9 vs. Tampa Bay (career hit No. 3,000).
- ▶ Hit first-inning leadoff HR – his second homer in as many days and first of back-to-back leadoff HRs with Granderson—in 4/16 loss vs. Minnesota...his back-to-back HRs with Granderson to lead off the game were the first by a pair of Yankees since Jeter and Robinson Cano on 9/23/05 vs. Toronto.
- ▶ Walked for the 1,000th time in his career in the third inning of 4/28 loss vs. Detroit... collected his 500th career double in the third inning of 5/3 loss at Kansas City.
- ▶ Drove in his 1,211th career run in 5/4 win at Kansas City, surpassing Bill Dickey (1,210) for sole possession of seventh place on the Yankees' all-time list.
- ▶ Recorded his 10,000th career at-bat in the sixth inning of 5/11 win vs. Seattle (groundout to third).
- ▶ Was hitless in four straight games (6/5-8) for the first time since 5/9-12-10 (also four games)...snapped a 0-for-17 stretch with his first-inning single in 6/9 win vs. the Mets...was his longest hitless stretch since going 0-for-18 from 5/18-25-08 (credit: *Elias*).
- ▶ Went 0-for-4 in 6/8 win vs. the Mets...snapped his 25-game home hitting streak vs. the Mets (since 6/28/03) and his streak of reaching base safely in 34 overall games vs. the Mets (since 5/21/05)—credit: *Elias*.
- ▶ Reached his 38th birthday (6/26) with 3,181 career hits, 11 more hits than all-time hits leader Pete Rose (3,170) at the time of his 38th birthday (credit: *Elias*)...the only players to accumulate more hits prior to turning 38 years old were Hank Aaron (3,272) and Ty Cobb (3,666).
- ▶ Played in his 2,500th career game in 6/29 loss vs. Chicago-AL...appeared in his 1,500th career win on 6/30 vs. Chicago-AL...according to *Elias*, became the only player in Major League history to reach the 1,500-win milestone with less than 1,000 losses (1,500-999-2), 136 fewer losses than the next closest player at the time of his 1,500th victories (Eddie Collins-1,135)...became the 18th player who debuted since 1900 to play in at least 1,500 winning games.
- ▶ With 101H through 7/3, became only the third Major Leaguer in the last 80 years to record his 100th hit of a season before the Fourth of July, at age 38-or-older on that date of that year (also Minnesota's Paul Molitor – 110H at age 39 in 1996 and Philadelphia's Pete Rose – 100H at age 38 in 1979).
- ▶ Reached the All-Star break with 111H (through 7/8)...according to *Elias*, only Paul Molitor (115H at the break for the 1996 Twins at age 39) reached the All-Star break at age 38 or older and had more hits to that point in the season.



MILESTONE HITS

Hit No.	Date/Opp./Type
1	5/30/95 at Seattle (Tim Belcher), single
100	7/17/96 at Boston (Joe Hudson), single
1,000	9/25/00 vs. Detroit (Steve Sparks), single
2,000	5/26/06 vs. Kansas City (Scott Elarton), single
2,416*	6/4/08 vs. Toronto (Jesse Litsch), single
2,500	8/22/08 at Baltimore (Radhames Liz), single
2,519**	9/9/08 at Los Angeles-AL (Ervin Santana), single
2,722***	9/11/09 vs. Baltimore (Chris Tillman), single
3,000	7/9/11 vs. Tampa Bay (David Price), home run
* Surpassed Mickey Mantle for sole possession of third place on the Yankees' all-time list	
** Surpassed Babe Ruth for sole possession of second place on the Yankees' all-time list	
*** Surpassed Lou Gehrig for sole possession of first place on the Yankees' all-time list	

- ▶ Finished the month of August with 43H, tied for his fourth-highest hit total in a calendar month (50H in August 1998; 46H in August 2009; 44H in May 1998; and 43H in August 2012, August 2001, September 2000 and June 2000)...batted .350 (43-for-123) with 25R, 8 doubles, 6HR and 16RBI...his 6HR in August matched his third-highest total for any month in his career (9HR in June 2004; 8HR in August 2001; and 6HR in July 1999, September 2004 and August 2009).
- ▶ Hit safely in 13 straight games from 8/5-17, batting .367 (22-for-60) with 12R, 3 doubles, 2HR and 8RBI over the stretch.
- ▶ Homered in four consecutive road games (8/12 at Toronto and 8/20-22 at Chicago-AL), marking the first time he homered in at least three straight road games in his career...became the first Yankee to homer in four straight road contests since Tino Martinez accomplished the feat in five straight road games from 8/23-9/4/99.
- ▶ Homered in a career-high three straight games from 8/20-22.
- ▶ Hit his 251st career home run in 8/20 loss at Chicago-AL, surpassing Graig Nettles (250) for sole possession of ninth place on the Yankees' all-time list.
- ▶ Hit leadoff HR—his second HR in as many games—in 8/21 loss at Chicago-AL...was the 252nd home run of his career, tying the career total of his former manager, Joe Torre (252)...homered on the first pitch of the game for the fifth time in his career and second in 2012 (also 6/2 at Detroit off Verlander).
- ▶ Homered in his career-high third consecutive game in 8/22 loss at Chicago-AL...was his fourth home run in a six-game stretch (8/17-22).
- ▶ Committed an error in the first inning of 8/29 loss vs. Toronto...was his first miscue since 7/8, snapping a 38-game errorless stretch – all since the All-Star break...according to *Elias*, was his longest errorless stretch since a career-high 52-game streak in 2010.
- ▶ Hit safely in a season-high 19 straight games from 9/4-25, batting .365 (31-for-85) during the stretch...was tied for the third-longest hitting streak of his career (25G from 8/20-9/16/06; 20G from 4/8-5/3/07 and 19G from 5/5-25/07)...was the longest hitting streak by a Yankee in September over the last 25 years (since 1987)...compiled two 15-game hitting streaks in the same season for the second time in his career (three such streaks in 2007).
- ▶ Left 9/12 win at Boston prior to the bottom of the eighth inning with a left ankle bone bruise.
- ▶ Reached base safely (via hit, walk or HP) in his final 34 games of the season from 8/27-10/3, the longest such streak by a Yankee since Mark Teixeira reached base safely in 42 games in-a-row from 6/6-7/26/10...was the fourth-longest streak of his career and longest since a stretch of reaching base safely in 35 consecutive games from 9/18/06-5/3/07.
- ▶ Hit .318 (14-for-44) with 8R, 3 doubles, 1HR and 3RBI in 15 spring games...missed time (3/14-22) with a stiff left calf.

MOST HITS BEFORE THE AGE OF 38

1. Ty Cobb 3,666
2. Hank Aaron 3,272
3. **DEREK JETER..... 3,181***
4. Pete Rose 3,170
5. Robin Yount..... 3,132
6. Tris Speaker 3,128
7. Stan Musial..... 3,116

*turned 38 on June 26, 2012
courtesy: *Elias Sports Bureau*

MOST LEADOFF HR IN FRANCHISE HISTORY

Player	Leadoff HRs	Yrs. w/ NYY
DEREK JETER.....	29.....	(1995-2012)
Rickey Henderson	24	(1985-89)
Alfonso Soriano	21	(1999-2003)
Hank Bauer	18	(1948-59)
Chuck Knoblauch.....	15	(1998-2001)

MOST GAMES PLAYED AMONG PLAYERS WHO SPENT THEIR ENTIRE CAREER WITH ONE TEAM

1. Carl Yastrzemski..... 3,308 (BOS)
2. Stan Musial..... 3,026 (STL)
3. Cal Ripken, Jr. 3,001 (BAL)
4. Brooks Robinson .. 2,896 (BAL)
5. Robin Yount..... 2,856 (MIL)
6. Craig Biggio..... 2,850 (HOU)
7. Al Kaline
- 8. Mel Ott
- 9. George Brett
- 10. **DEREK JETER..... 2,585 (NYY)**

PERSONAL

- ▶ Full name is Derek Sanderson Jeter...was signed by Dick Groch...graduated in 1992 from Kalamazoo Central High School (Mich.), where he hit .508 (30-for-59) with 4HR, 23RBI, 21BB and 1K in 23 games as a senior...was 12-for-12 in stolen base attempts, had an .831 slugging percentage and a .637 on-base percentage...hit .557 with 7HR as a junior...was named 1992 High School "Player of the Year" by the American Baseball Coaches Association...was elected into the Kalamazoo High School Hall of Fame in December 2007.
- ▶ Had his high school's baseball field dedicated to him on 12/17/11.
- ▶ Was the recipient of the Joan Payson Award for community service in 1997, presented annually by the New York chapter of the BBWAA...received the New York Press Photographers' annual "Good Guy" Award for 1998...also received the Babe Ruth Award from the New York Chapter of the BBWAA in 2000, awarded annually to the Postseason MVP...was one of three finalists for the 2008 "Marvin Miller Man of the Year" Award given annually by the MLB Players' Association to the player in either league whose on-field performance and contributions to his community inspire others to higher levels of achievement...was the recipient of the Joe DiMaggio "Toast of the Town" Award New York Chapter of the BBWAA for the third time in 2009 (also 1999 and 2000)...also honored along with teammates Andy Pettitte, Jorge Posada and Mariano Rivera with the "Willie, Mickey and the Duke" Award from the New York BBWAA in 2009.

- ▶ Selected as the 2009 “Roberto Clemente Award” winner, given annually to the Major League Baseball player who combines a dedication to giving back to the community with outstanding skills on the baseball field...was honored with the *Sporting News* “Good Guy in Sports” Award in 2002 and also received an ESPY for the Best Play Award that same year for his “flip play” in Game 3 of the 2001 ALDS at Oakland.
- ▶ Named the No. 1 sports celebrity in WFAN’s (660AM) Top 20 New York Athletes of the Last 20 Years in December 2007...selected as a member of *Time Out New York’s* “Top 40 under 40” in 2008.
- ▶ Hosted Saturday Night Live on 12/1/01.
- ▶ Since 1996, his Turn 2 Foundation has enjoyed 16 years of supporting various programs and activities designed to motivate youth to “Turn 2” a healthy lifestyle, academic achievement and leadership development and “turn away” from drugs and alcohol...the Foundation has awarded more than \$10 million to support signature programs in Tampa, where Derek resides, New York, where he works, and West Michigan, where he grew up...along with his “Jeter’s Leaders,” hosted a leadership conference at the University of Texas at Arlington in August 2008, that brought together high school student leaders from New York, West Michigan, Louisville and Chicago...held his annual Holiday Express on 12/3/10 in New York City...treated students from the Turn 2 Us Program at P.S. 128 and P.S. 4 in Washington Heights to a private screening of “Megamind,” at the Coliseum Theater, then joined children involved in the Turn 2 After School Programs for a private carnival themed holiday event at Lost Battalion Hall Recreation Center in Queens...also hosted separate holiday parties at the Air Zoo in Portage, Mich., and Tampa, Fla., later in the month....hosted the ninth Annual Derek Jeter Celebrity Golf Classic in Tampa, Fla., in January 2012...the sold-out event brought together celebrities from MLB, the NBA and the NFL as well as musicians and actors, raising more than \$1 million...hosts annual baseball clinics in Michigan, New York City and Tampa, as well as an annual fundraising dinner in New York City.
- ▶ Donated \$500,000 to launch the “Derek Jeter Center at Phoenix House” in Tampa, an outpatient counseling center for troubled teens combining individual and family substance abuse treatment...attended ribbon-cutting on 10/2/09.
- ▶ Selected by *USA Today* as their 2010 “Most Caring Athlete,” gracing the publication’s cover on the 6/27/10, weekend edition.
- ▶ Named the recipient of the 2011 Lou Gehrig Memorial Award, presented annually by the Phi Delta Theta International Fraternity to the Major League Baseball Player who best exemplifies the spirit and character of Lou Gehrig.

Most Games by Position in Franchise History

C	Bill Dickey	1,708
1B	Lou Gehrig	2,137
2B	Willie Randolph	1,688
3B	Graig Nettles	1,509
SS	DEREK JETER	2,531
LF	Roy White	1,521
CF	Bernie Williams	1,856
RF	Hank Bauer	1,195
DH	Don Baylor	403



Most Seasons with the Yankees (as player only)

<u>Player</u>	<u>Seasons</u>
Yogi Berra 18 (1946-63)
Mickey Mantle 18 (1951-68)
DEREK JETER 18 (1995-2012)
MARIANO RIVERA 18 (1995-2012)
Frank Crosetti 17 (1932-48)
Bill Dickey 17 (1928-43, '46)
Lou Gehrig 17 (1923-39)
Jorge Posada 17 (1995-2011)
Whitey Ford 16 (1950, '53-67)
Bernie Williams 16 (1991-2006)

Jeter's Career Batting Record

Year	Club	AVG	G	AB	R	H	2B	3B	HR	RBI	SH	SF	HP	BB	SO	SB	CS	E	OBP	SLG
1992	GCL Yankees	.202	47	173	19	35	10	0	3	25	0	2	5	19	36	2	2	9	.296	.312
	Greensboro	.243	11	37	4	9	0	0	1	4	0	0	1	7	16	0	1	12	.378	.324
1993	Greensboro	.295	128	515	85	152	14	11	5	71	2	4	11	58	95	18	9	56	.376	.394
1994	Tampa	.329	69	292	61	96	13	8	0	39	3	3	3	23	30	28	2	6	.380	.428
	Albany	.377	34	122	17	46	7	2	2	13	3	1	1	15	16	12	2	12	.446	.516
	Columbus	.349	35	126	25	44	7	1	3	16	3	1	1	20	15	10	4	7	.439	.492
1995	Columbus	.317	123	486	96	154	27	9	2	45	2	5	4	61	56	20	12	29	.394	.422
	YANKEES	.250	15	48	5	12	4	1	0	7	0	0	0	3	11	0	0	2	.294	.375
1996	YANKEES	.314	157	582	104	183	25	6	10	78	6	9	9	48	102	14	7	22	.370	.430
1997	YANKEES	.291	159	654	116	190	31	7	10	70	8	2	10	74	125	23	12	18	.370	.405
1998	YANKEES - a	.324	149	626	*127	203	25	8	19	84	3	3	5	57	119	30	6	9	.384	.481
	Columbus	.400	1	5	2	2	2	0	0	0	0	0	0	2	0	0	0	1	.400	.800
1999	YANKEES	.349	158	627	134	*219	37	9	24	102	3	6	12	91	116	19	8	14	.438	.552
2000	YANKEES - b	.339	148	593	119	201	31	4	15	73	3	3	12	68	99	22	4	24	.416	.481
	Tampa	.667	1	3	2	2	1	0	0	0	0	0	0	0	0	0	0	0	.667	1.000
2001	YANKEES - c	.311	150	614	110	191	35	3	21	74	5	1	10	56	99	27	3	15	.377	.480
2002	YANKEES	.297	157	644	124	191	26	0	18	75	3	3	7	73	114	32	3	14	.373	.421
2003	YANKEES - d	.324	119	482	87	156	25	3	10	52	3	1	13	43	88	11	5	14	.393	.450
	Trenton	.444	5	18	2	8	1	1	0	5	0	0	1	3	0	0	0	1	.545	.611
2004	YANKEES	.292	154	643	111	188	44	1	23	78	16	2	14	46	99	23	4	13	.352	.471
2005	YANKEES	.309	159	654	122	202	25	5	19	70	7	3	11	77	117	14	5	15	.389	.450
2006	YANKEES	.343	154	623	118	214	39	3	14	97	4	12	69	102	34	5	15	.417	.483	
2007	YANKEES	.322	156	639	102	206	39	4	12	73	3	2	14	56	100	15	8	.388	.452	
2008	YANKEES	.300	150	596	88	179	25	3	11	69	7	4	9	52	85	11	5	12	.363	.408
2009	YANKEES	.334	153	634	107	212	27	1	18	66	4	1	5	72	90	30	5	8	.406	.465
2010	YANKEES	.270	157	663	111	179	30	3	10	67	1	3	9	63	106	18	5	6	.340	.370
2011	YANKEES - e	.297	131	546	84	162	24	4	6	61	4	5	6	46	81	16	6	12	.355	.388
	Trenton	.500	2	4	1	2	0	0	0	0	0	0	0	2	1	0	0	1	.667	.500
2012	YANKEES	.316	159	683	99	216	32	0	15	58	6	1	5	45	90	9	4	10	.362	.429
Minor League Totals		.309	456	1781	314	550	82	32	16	218	13	16	27	208	267	90	32	134	.386	.418
Major League Totals		.313	2585	10551	1868	3304	524	65	255	1254	89	53	163	1039	1743	348	95	241	.382	.448

* denotes league leader

Selected by the Yankees in the first round (sixth pick overall) of the 1992 First-Year Player Draft.

- a - Placed on the 15-day disabled list on June 6, 1998 with a strained abdominal muscle.
- b - Placed on the 15-day disabled list from May 19-27, 2000 (retroactive to May 12) with a strained abdominal muscle.
- c - Placed on the 15-day disabled list from March 31 - April 7, 2001 (retroactive to March 23) with a strained right quad.
- d - Placed on the 15-day disabled list from April 1 - May 13, 2003 with a dislocated left shoulder.
- e - Placed on the 15-day disabled list from June 14-July 4, 2011 with a strained right calf.

Jeter's Division Series Record

Year	Club vs. Opp.	AVG	G	AB	R	H	2B	3B	HR	RBI	SH	SF	HP	BB	SO	SB	CS	E	OBP	SLG
1996	NYY vs. TEX	.412	4	17	2	7	1	0	0	1	0	0	0	0	2	0	0	2	.412	.471
1997	NYY vs. CLE	.333	5	21	6	7	1	0	2	2	0	0	0	3	5	1	0	0	.417	.667
1998	NYY vs. TEX	.111	3	9	0	1	0	0	0	0	1	0	0	2	2	0	0	0	.273	.111
1999	NYY vs. TEX	.455	3	11	3	5	1	1	0	0	0	0	0	2	3	0	0	0	.538	.727
2000	NYY vs. OAK	.211	5	19	1	4	0	0	0	2	0	0	1	2	3	0	1	0	.318	.211
2001	NYY vs. OAK	.444	5	18	2	8	1	0	0	1	0	1	1	1	0	0	1	0	.476	.500
2002	NYY vs. ANA	.500	4	16	6	8	0	0	2	3	0	1	0	2	3	0	0	1	.526	.875
2003	NYY vs. MIN	.429	4	14	2	6	0	0	1	1	0	0	0	4	2	1	0	1	.556	.643
2004	NYY vs. MIN	.316	4	19	3	6	1	0	1	4	1	0	0	1	4	1	0	1	.350	.526
2005	NYY vs. LAA	.333	5	21	4	7	0	0	2	5	0	1	0	1	5	1	0	0	.348	.619
2006	NYY vs. DET	.500	4	16	4	8	4	0	1	1	0	0	0	1	2	0	1	1	.529	.938
2007	NYY vs. CLE	.176	4	17	0	3	0	0	0	1	0	0	0	0	4	0	0	0	.176	.176
2009	NYY vs. MIN	.400	3	10	4	4	2	0	1	2	0	0	0	3	0	0	0	0	.538	.900
2010	NYY vs. MIN	.286	3	14	0	4	0	0	0	1	0	0	0	0	3	1	0	0	.286	.286
2011	NYY vs. DET	.250	5	24	6	6	1	0	0	2	0	0	0	1	8	1	0	1	.280	.292
Division Series Totals		.341	61	246	43	84	12	1	10	26	2	3	2	23	46	6	3	7	.398	.520

Jeter's League Championship Series Record

Year	Club vs. Opp.	AVG	G	AB	R	H	2B	3B	HR	RBI	SH	SF	HP	BB	SO	SB	CS	E	OBP	SLG
1996	NYY vs. BAL	.417	5	24	5	10	2	0	1	1	0	0	0	0	5	2	0	0	.417	.625
1998	NYY vs. CLE	.200	6	25	3	5	1	1	0	2	2	0	0	2	5	3	0	0	.259	.320
1999	NYY vs. BOS	.350	5	20	3	7	1	0	1	3	0	0	0	2	3	0	0	2	.409	.550
2000	NYY vs. SEA	.318	6	22	6	7	0	0	2	5	0	0	0	6	7	1	0	0	.464	.591
2001	NYY vs. SEA	.118	5	17	0	2	0	0	0	2	1	1	0	2	2	0	0	0	.200	.118
2003	NYY vs. BOS	.233	7	30	3	7	2	0	1	2	0	0	0	2	4	1	0	0	.281	.400
2004	NYY vs. BOS	.200	7	30	5	6	1	0	0	5	2	0	0	6	2	1	0	2	.333	.233
2009	NYY vs. LAA	.259	6	27	5	7	0	0	2	3	0	0	0	6	5	0	1	1	.394	.481
2010	NYY vs. TEX	.231	6	26	2	6	3	1	0	1	0	0	0	2	7	0	0	0	.286	.423
LCS Totals		.258	53	221	32	57	10	2	7	24	5	1	0	28	40	8	1	5	.340	.416

Jeter's World Series Record

Year	Club vs. Opp.	AVG	G	AB	R	H	2B	3B	HR	RBI	SH	SF	HP	BB	SO	SB	CS	E	OBP	SLG
1996	NY Yankees vs. Atlanta	.250	6	20	5	5	0	0	0	1	1	0	1	4	6	1	0	2	.400	.250
1998	NY Yankees vs. St. Louis	.353	4	17	4	6	0	0	0	1	0	0	0	3	3	0	0	0	.450	.353
1999	NY Yankees vs. Atlanta	.353	4	17	4	6	1	0	0	1	0	0	0	1	3	3	1	0	.389	.412
2000	NY Yankees vs. New York Mets	.409	5	22	6	9	2	1	2	2	0	0	0	3	8	0	0	0	.480	.864
2001	NY Yankees vs. Arizona	.148	7	27	3	4	0	0	1	1	0	0	1	0	6	0	0	0	.179	.259
2003	NY Yankees vs. Florida	.346	6	26	5	9	3	0	0	2	0	0	1	1	7	0	0	1	.393	.462
2009	NY Yankees vs. Philadelphia	.407	6	27	5	11	3	0	0	1	0	0	0	1	6	0	0	0	.429	.519
World Series Totals		.321	38	156	32	50	9	1	3	9	1	0	3	13	39	4	1	3	.384	.449
POSTSEASON TOTALS		.307	152	623	107	191	31	4	20	59	8	4	5	64	125	18	5	15	.374	.465

Jeter's All-Star Game Record

Year	Club, Site	AVG	G	AB	R	H	2B	3B	HR	RBI	SH	SF	HP	BB	SO	SB	CS	E	OBP	SLG
1998	NY Yankees, Colorado	.000	1	1	0	0	0	0	0	0	0	0	0	0	1	0	0	0	.000	.000
1999	NY Yankees, Boston	.000	1	1	0	0	0	0	0	0	0	0	0	0	1	0	0	0	.000	.000
2000	NY Yankees, Atlanta	1.000	1	3	1	3	1	0	0	2	0	0	0	0	0	0	0	0	1.000	1.333
2001	NY Yankees, Seattle	1.000	1	1	1	1	0	0	1	1	0	0	0	0	0	0	0	0	1.000	4.000
2002	NY Yankees, Milwaukee	.000	1	1	0	0	0	0	0	0	0	0	0	0	1	0	0	0	.000	.000
2004	NY Yankees, Houston	1.000	1	3	1	3	0	0	0	0	0	0	0	0	0	0	0	0	1.000	1.000
2006	NY Yankees, Pittsburgh	.000	1	3	0	0	0	0	0	0	0	0	0	0	2	0	0	0	.000	.000
2007	NY Yankees, San Francisco	.333	1	3	0	1	0	0	0	0	0	0	0	0	0	0	0	0	.333	.333
2008	NY Yankees, New York-AL	.333	1	3	0	1	0	0	0	0	0	0	0	0	0	1	0	0	.333	.333
2009	NY Yankees, St. Louis	.000	1	2	2	0	0	0	0	0	0	0	1	0	0	0	0	0	.333	.000
2010	NY Yankees, Los Angeles-AL	.500	1	2	0	1	0	0	0	0	0	0	0	1	1	0	0	0	.667	.500
2011	NY Yankees, Arizona																			
2012	NY Yankees, Kansas City	.500	1	2	0	1	0	0	0	0	0	0	0	0	0	0	0	0	.500	.500
All-Star Game Totals		.440	12	25	5	11	1	0	1	3	0	0	1	1	6	1	0	0	.481	.600

Jeter's World Baseball Classic Record

Year	Country, Site	AVG	G	AB	R	H	2B	3B	HR	RBI	SH	SF	HP	BB	SO	SB	CS	E	OBP	SLG
2006	USA, USA	.450	6	20	5	9	0	1	0	1	1	0	1	2	1	0	0	2	.522	.550
2009	USA, USA	.276	8	29	2	8	2	0	0	0	0	0	1	4	1	0	1	1	.382	.345
WBC Totals		.347	14	49	7	17	2	1	0	1	1	0	2	6	2	0	1	3	.439	.429

Jeter's Career Fielding Record

Position	PCT	G	PO	A	E	TC	DP
Shortstop	.976	2,531	3,653	6,322	241	10,216	1,354

Jeter's Career Home Run Chart

MULTI-HOMER GAMES: 10. **TWO-HOMER GAMES:** 10, last on 5/8/11 at Texas. **GRAND SLAMS:** 1, 6/18/05 vs. Chicago-NL (Joe Borowski). **PINCH-HIT HR:** None. **INSIDE-THE-PARK HR:** 2, last on 7/22/10 vs. Kansas City (Bruce Chen). **WALK-OFF HR:** 1, on 4/5/05 vs. Boston (Keith Foulke). **LEADOFF HR:** 29, last on 8/21/12 at Chicago-AL (Francisco Liriano).

Jeter's Postseason Home Run Chart

MULTI-HOME RUN GAMES: None; **TWO-HOMER GAMES:** None; **GRAND SLAMS:** None; **PINCH-HIT HOME RUNS:** None; **INSIDE-THE-PARK HOME RUNS:** None; **WALK-OFF HOME RUNS:** 1, 10/31/01 (WS Game 4) vs. Arizona off Byung-Hyun Kim; **LEADOFF:** 3, 10/25/00 (WS Game 4) at New York (NL) off Bobby Jones; 10/6/04 (ALDS Game 2) vs. Minnesota off Brad Radke; 10/19/09 (ALCS Game 3) at Los Angeles-AL off Jered Weaver.

12 of Jeter's 20 career postseason HR have tied the game or given the Yankees the lead

ANDRUW JONES

NUMBER	HEIGHT	WEIGHT	BATS	THROWS
22	6-1	225	R	R
POSITION OUTFIELDER				



BIRTHDATE

April 23, 1977

2012 OPENING DAY AGE

34

BIRTHPLACE

Willemsted, Curacao

RESIDES

Duluth, Ga.

M.L. SERVICE

16 years, 47 days

CAREER HIGHLIGHTS:

N.L. Gold Glove Award

- ▶ 1998, 1999, 2000, 2001, 2002, 2003, 2004, 2005, 2006, 2007

Silver Slugger Award

- ▶ 2005

N.L. All-Star Game

- ▶ 2000, 2002, 2003, 2005, 2006

Hank Aaron Award

- ▶ 2005

Sporting News Player of the Year

- ▶ 2005

MLBPA Players Choice Player of the Year

- ▶ 2005

Baseball America Minor League Player of the Year

- ▶ 1995, 1996

USA Today Minor League Player of the Year

- ▶ 1995, 1996

Topps Minor League Player of the Year

- ▶ 1996

STATUS

- ▶ Signed by the Yankees as a free agent to a one-year contract on January 25, 2012...contract extends through the 2012 season.

POSTSEASON NOTES

- ▶ Reached the postseason in 10 straight seasons with Atlanta from 1996-2005...is a career .273 (65-for-238) batter in the playoffs with 8 doubles, 10HR and 34RBI in 76 games...appeared in 1G (ALDS Game 2 vs. Detroit in 2011).
- ▶ Has twice appeared in the World Series in 1996 and 1999 with Atlanta – both losses against the Yankees... in his first career World Series contest (Game 1 in 1996), went 3-for-4 with 3R, 2HR and 5RBI at the original Yankee Stadium, homering in each of his first two World Series at-bats to join Oakland's Gene Tenace (1972) as the only players all time to accomplish the feat.
- ▶ Has hit safely in each of his last nine postseason games dating back to 10/6/04 (Game 1 of the NLDS vs. Houston w/Atlanta)... is batting .500 (18-for-36) with 5 doubles, 3HR and 10RBI over the stretch.
- ▶ Among all-time postseason leaders, ranks 11th in runs (43) and is 12th in games (76)... has appeared in 39 division series games, ranking seventh all-time in games and hits (36) and sixth in runs (23) and RBI (19).

CAREER NOTES

- ▶ Has hit 434 career home runs, tied with Juan Gonzalez for 40th all-time and ranking fifth among active players...his 1,289RBI rank 11th among active players.
- ▶ Is one of four players all time with at least 400 career home runs and 10 Gold Glove Awards, joining Ken Griffey Jr., Willie Mays and Mike Schmidt.
- ▶ Hit 342 home runs before turning 30, tying Mel Ott and Hank Aaron for sixth-most HR at that age in Major League history.
- ▶ Has seven seasons of at least 30HR, five seasons of at least 100RBI and four seasons of at least 100R...hit at least 25HR in 10 straight seasons from 1998-2007, tied for the eighth-most such seasons among active players.
- ▶ Won 10 consecutive Gold Glove Awards from 1998-2007...is one of just five outfielders in Major League history to win the honor at least 10 times, joining Roberto Clemente (12), Willie Mays (12), Ken Griffey Jr. (10) and Al Kaline (10), and is one of 15 players all-time with at least 10 Gold Gloves.
- ▶ Owns a .990 (50E/5,128TC) fielding percentage in 2,043 career games in the outfield.
- ▶ In his career, has batted .258 (531-for-2,062) with 120HR off left-handed pitching and .253 (1,402-for-5,537) with 314HR off righties.
- ▶ Is a five-time National League All-Star and has appeared in four Midsummer Classics with a .500 (4-for-8) career batting average, 2HR and 6RBI.

2012

- ▶ Hit .197 (46-for-233) with 27R, 7 doubles, 14HR and 34RBI in 94 games (41 starts in LF, 14 in RF and 10 at DH) with the Yankees.
- ▶ Made his 16th career Opening Day roster and second with the Yankees.

BESTS & STREAKS

Hits

5 – 2 times
Last: at STL, 7/18/06

Runs

4 – 2 times
Last: vs. BAL, 4/15/09

2B

3 – at MON, 7/14/02

3B

2 – at MIL, 6/2/98

HR

3 – 2 times
Last: at LAA, 7/8/09

RBI

6 – 2 times
Last: at STL, 7/18/06

BB

3 - 14 times
Last: at BOS, 9/1/11

SO

5 – 2 times
Last: vs. FLA, 7/12/08

SB

3 – at CHC, 5/21/99

Hit Streak

14 games, 8/13-27/99

"Walk-off" Hits

16 times
Last: 4/23/10 vs. SEA (HR)

- ▶ Batted .253 (22-for-87) with 7HR off left-handed pitching prior to the All-Star break, including a .455 (10-for-22) stretch with 4HR from 6/22-7/8...following the break, hit just .148 (12-for-81) with 3HR off lefties.
- ▶ Hit .267 (8-for-30) with 2HR as the designated hitter and .188 (34-for-181) with 10HR as an outfielder.
- ▶ Was 3-for-4 in 5/3 loss at Kansas City, recording his first three-hit game since 5/25/11 vs. Toronto.
- ▶ Hit two-run pinch-hit home run in 5/11 win vs. Seattle...was his fourth career pinch-hit HR and first since 9/12/10 vs. Kansas City (w/ Chicago-AL)...marked the first pinch-hit HR for the Yankees since Jorge Posada on 9/14/10 at Tampa Bay.
- ▶ Hit solo HR in the third inning of 6/8 win vs. the Mets...was the last of back-to-back-to-back HRs by the Yankees (following Cano and Swisher).
- ▶ Homered four times in three games from 7/7-8 at Boston, including three times in 7/7 doubleheader...hit two solo HRs in Game 1 win, marking his 43rd career multi-HR game and 41st two-homer contest (first since 7/14/11 at Toronto).
- ▶ Hit ninth-inning pinch-hit solo HR in 9/25 loss at Minnesota, his fifth career pinch-hit home run and second of the season (also 5/11 vs. Seattle)...was his first home run since 8/16 vs. Texas, snapping a 48AB homerless stretch.
- ▶ Started just two of the Yankees' final 17 games of the season.
- ▶ Hit .208 (10-for-48) with 3R, 1 double and 4RBI in 19 spring training games.

MOST GAMES OF THREE-OR-MORE HITS IN POSTSEASON PLAY, ALL-TIME

1. DEREK JETER 12
- Bernie Williams 12
3. Reggie Jackson 9
- Roberto Alomar 9
4. **ANDRUW JONES** 8
- Kenny Lofton 8
- Albert Pujols 8
- Manny Ramirez 8

ACTIVE HR LEADERS

1. ALEX RODRIGUEZ 647
2. Jim Thome 612
3. Albert Pujols 475
4. Chipper Jones 468
5. **ANDRUW JONES** 434

PERSONAL

- ▶ Married to Nicole...has two children, Druw and Madison...attended St. Paulus T.C. School in Willemstad, Curacao...upon his debut on 8/15/96, became the third player born in Curacao to reach the Major Leagues, joining Yankees outfielder Hensley Meulens and Florida infielder Ralph Milliard.
- ▶ Donated \$50,000 to the Atlanta chapter of Jaden's Ladder, a charity that aids abused women, in 2006...was the Atlanta Braves' nominee for the 2005 Marvin Miller Man of the Year Award...is an annual sponsor of Curacao's Little League All-Star Team, which won the World Series in 2004.

Jones' Career Batting Record

Year	Club	AVG	G	AB	R	H	2B	3B	HR	RBI	SH	SF	HP	BB	SO	SB	CS	E	OBP	SLG
1994	GCL Braves	.221	27	95	22	21	5	1	2	10	0	0	2	16	19	5	2	3	.345	.358
	Danville	.336	36	143	20	48	9	2	1	16	0	1	3	9	25	16	9	2	.385	.448
1995	Durham	.277	*139	537	*104	149	41	5	25	100	0	9	16	70	122	56	11	4	.372	.512
1996	Durham	.313	66	243	65	76	14	3	17	43	0	1	3	42	54	16	4	7	.419	.605
	Greenville	.369	38	157	39	58	10	1	12	37	0	1	1	17	34	12	4	1	.432	.675
	Richmond	.378	12	45	11	17	3	1	5	12	0	0	0	1	9	2	2	1	.391	.822
	ATLANTA	.217	31	106	11	23	7	1	5	13	0	0	0	7	29	3	0	2	.265	.443
1997	ATLANTA	.231	153	399	60	92	18	1	18	70	5	3	4	56	107	20	11	7	.329	.416
1998	ATLANTA	.271	159	582	89	158	33	8	31	90	1	4	4	40	129	27	4	2	.321	.515
1999	ATLANTA	.275	*162	592	97	163	35	5	26	84	0	2	9	76	103	24	12	10	.365	.483
2000	ATLANTA	.303	161	*656	122	199	36	6	36	104	0	5	9	59	100	21	6	2	.366	.541
2001	ATLANTA	.251	161	625	104	157	25	2	34	104	0	9	3	56	142	11	4	6	.312	.461
2002	ATLANTA	.264	154	560	91	148	34	0	35	94	0	6	10	83	135	8	3	3	.366	.513
2003	ATLANTA	.277	156	595	101	165	28	2	36	116	0	6	5	53	125	4	3	3	.338	.513
2004	ATLANTA	.261	154	570	85	149	34	4	29	91	0	2	3	71	147	6	6	3	.345	.488
2005	ATLANTA	.263	160	586	95	154	24	3	*51	*128	0	7	15	64	112	5	3	2	.347	.575
2006	ATLANTA	.262	156	565	107	148	29	0	41	129	0	9	13	82	127	4	1	2	.363	.531
2007	ATLANTA	.222	154	572	83	127	27	2	26	94	0	9	8	70	138	5	2	2	.311	.413
2008	LOS ANGELES-NL+	.158	75	209	21	33	8	1	3	14	0	1	1	27	76	0	1	1	.256	.249
	Las Vegas	.323	11	31	7	10	0	0	4	11	0	2	0	3	5	2	0	0	.361	.710
2009	TEXAS - e, f	.214	82	281	43	60	18	0	17	43	0	3	2	45	72	5	1	0	.323	.459
	Frisco	.222	3	9	0	2	0	0	0	0	0	0	0	3	1	1	0	0	.417	.222
2010	CHICAGO-AL - g	.230	107	278	41	64	12	1	19	48	0	2	3	45	73	9	2	3	.341	.486
2011	YANKEES - h	.247	77	190	27	47	8	0	13	33	0	0	3	29	62	0	0	1	.356	.495
2012	YANKEES - i	.197	94	233	27	46	7	0	14	34	0	3	5	28	71	0	1	0	.294	.408
Minor League Totals		.302	332	1260	268	381	82	13	66	229	0	14	25	161	269	110	32	18	.388	.545
AL Totals		.221	360	982	138	217	45	1	63	158	0	8	13	147	278	14	3	5	.328	.461
NL Totals		.259	1836	6617	1066	1716	338	35	371	1131	6	63	84	744	1470	138	56	45	.339	.489
Major League Totals		.254	2196	7599	1204	1933	383	36	434	1289	6	71	97	891	1748	152	59	50	.337	.486

* League Leader

Signed as a free agent by the Atlanta Braves on July 2, 1993.

+ – Transactions a through d

a – Signed by Los Angeles-NL as a free agent on December 12, 2007.

b – Placed on the 15-day disabled list with a right knee meniscus tear from May 24 - July 4, 2008.

c – Placed on the 15-day disabled list with left knee patella tendinitis from August 12 - September 1, 2008.

d – Placed on the 60-day DL with a sore right knee from September 13 - November 4, 2008.

e – Signed by Texas as a minor league free agent on February 11, 2009.

f – Placed on the 15-day disabled list with a strained left hamstring from August 24 - September 8, 2009.

g – Signed by Chicago-AL as a free agent on November 25, 2009.

h – Signed by the Yankees as a free agent on February 14, 2011.

i – Signed by the Yankees as a free agent on January 25, 2012.

Jones' Division Series Record

Year	Club vs. Opp.	AVG	G	AB	R	H	2B	3B	HR	RBI	SH	SF	HP	BB	SO	SB	CS	E	OBP	SLG
1996	ATL vs. LAD	.000	3	0	0	0	0	0	0	0	0	0	0	1	0	0	0	0	1.000	.000
1997	ATL vs. HOU	.000	3	5	1	0	0	0	0	1	0	0	0	1	1	0	0	0	.167	.000
1998	ATL vs. CHC	.000	3	9	2	0	0	0	0	1	0	1	0	3	2	2	0	0	.231	.000
1999	ATL vs. HOU	.222	4	18	1	4	1	0	0	2	0	0	0	1	3	0	0	0	.263	.278
2000	ATL vs. STL	.111	3	9	3	1	0	0	1	1	0	0	0	4	1	0	1	0	.385	.444
2001	ATL vs. HOU	.500	3	12	2	6	0	0	1	1	0	0	0	0	3	0	0	0	.500	.750
2002	ATL vs. SF	.316	5	19	4	6	1	0	0	2	0	0	0	2	3	0	0	0	.381	.368
2003	ATL vs. CHC	.059	5	17	1	1	0	0	0	1	0	0	0	4	7	0	0	1	.238	.059
2004	ATL vs. HOU	.526	5	19	4	10	2	0	2	5	0	0	0	2	3	1	0	0	.571	.947
2005	ATL vs. HOU	.471	4	17	5	8	3	0	1	5	0	1	0	2	3	0	0	0	.524	.824
2011	NY Yankees vs. DET	---	1	0	0	0	0	0	0	1	0	1	0	0	0	0	0	0	---	---
Division Series Totals		.288	39	125	23	36	7	0	5	20	0	3	1	20	26	3	1	1	.383	.464

Jones' Championship Series Record

Year	Club vs. Opp.	AVG	G	AB	R	H	2B	3B	HR	RBI	SH	SF	HP	BB	SO	SB	CS	E	OBP	SLG
1996	ATL vs. STL	.222	5	9	3	2	0	0	1	3	0	0	0	3	2	0	0	0	.417	.556
1997	ATL vs. FLA	.444	5	9	0	4	0	0	0	1	0	0	0	1	1	0	0	0	.500	.444
1998	ATL vs. SD	.273	6	22	3	6	0	0	1	2	0	1	0	1	4	1	0	0	.292	.409
1999	ATL vs. NYM	.217	6	23	5	5	0	0	0	1	1	0	0	4	3	0	1	0	.333	.217
2001	ATL vs. ARI	.176	5	17	4	3	0	0	1	1	0	0	0	1	5	0	0	0	.222	.353
LCS Totals		.250	27	80	15	20	0	0	3	8	1	1	0	10	15	1	1	0	.330	.363

Jones' World Series Record

Year	Club vs. Opp.	AVG	G	AB	R	H	2B	3B	HR	RBI	SH	SF	HP	BB	SO	SB	CS	E	OBP	SLG
1996	ATL vs. NYY	.400	6	20	4	8	1	0	2	6	0	0	1	3	6	1	2	0	.500	.750
1999	ATL vs. NYY	.077	4	13	1	1	0	0	0	0	0	0	0	1	3	0	0	0	.143	.077
World Series Totals		.273	10	33	5	9	1	0	2	6	0	0	1	16	9	1	2	0	.368	.485
POSTSEASON TOTALS		.273	76	238	43	65	8	0	10	34	1	4	2	34	50	5	5	1	.363	.433

Jones' All-Star Game Record

Year	Club, Site	AVG	G	AB	R	H	2B	3B	HR	RBI	SH	SF	HP	BB	SO	SB	CS	E	OBP	SLG
2000	ATL, Atlanta	.500	1	2	0	1	0	0	0	1	0	0	0	0	1	0	0	0	.500	.500
2002	ATL, Milwaukee	.000	1	3	0	0	0	0	0	0	0	0	0	0	2	0	0	0	.000	.000
2003	ATL, Chicago-AL	1.000	1	2	2	2	1	0	1	3	0	0	0	0	0	0	0	0	1.000	3.000
2005	ATL, Detroit	1.000	1	1	2	1	0	0	1	2	0	0	0	1	0	0	0	0	1.000	4.000
2006	ATL, Pittsburgh																			
Did Not Play																				
All-Star Game Totals		.500	4	8	4	4	1	0	2	6	0	0	0	1	3	0	0	0	.556	1.375

Jones' World Baseball Classic Record

Year	Club, Site	AVG	G	AB	R	H	2B	3B	HR	RBI	SH	SF	HP	BB	SO	SB	CS	E	OBP	SLG
2006	Netherlands, P.R.	.000	2	6	0	0	0	0	0	0	0	0	0	2	2	0	0	0	.250	.000

Jones' Career Fielding Record

Position	Pct.	G	PO	A	E	TC	DP
Outfield	.990	2043	4954	124	50	5128	29
First Base	1.000	8	32	1	0	33	6

Jones' Career Home Run Chart

MULTI-HOMER GAMES: 43; **TWO-HOMER GAMES:** 41, last on 7/7/12 at Boston; **THREE-HOMER GAMES:** 2, last on 7/8/09 at Los Angeles-AL; **GRAND SLAMS:** 5, last on 9/12/10 vs. Kansas City (Blake Wood as PH); **PINCH-HIT HR:** 5, last on 9/25/12 at Minnesota (Glen Perkins); **INSIDE-THE-PARK HR:** None; **WALK-OFF HR:** 7, last on 4/23/10 vs. Seattle (Mark Lowe); **LEADOFF HR:** None.

Jones' Postseason Home Run Chart

MULTI-HOME RUN GAMES: 1, 10/20/96 (WS Game 1) at New York-AL; **TWO-HOMER GAMES:** 1, 10/20/96 (WS Game 1) at New York-AL (off Pettitte and Boehringer); **GRAND SLAMS:** None; **PINCH-HIT HOME RUNS:** None; **INSIDE-THE-PARK HOME RUNS:** None; **WALK-OFF HOME RUNS:** None; **LEADOFF:** None.

HIROKI KURODA

NUMBER

18

HEIGHT

6-1

WEIGHT

205

BATS

R

THROWS

R

POSITION

RIGHT-HANDED PITCHER



BIRTHDATE

February 10, 1975

2012 OPENING DAY AGE

37

BIRTHPLACE

Osaka, Japan

RESIDES

Hiroshima, Japan

M.L. SERVICE

5 years

COLLEGE:

Senshu University

STATUS

- Signed as a free agent to a one-year contract on January 26, 2012...contract extends through the 2012 season.

POSTSEASON NOTES

- Tossed 6.1 shutout innings (6H, 2BB, 4K) in his first career postseason start on 10/4/08 vs. Chicago-NL in Game 3 of the ALDS to complete the Dodgers' sweep.

CAREER NOTES

- Has made at least 30 starts and tossed at least 180.0 innings in four of his five Major League campaigns (all but his injury-shortened season in 2009).
- Has averaged 2.10BB/9.0IP in his career...is the 10th-lowest mark among pitchers with at least 500.0IP over the last five years (2008-12).
- Among all Japan-born pitchers with at least 50 starts in the Majors, owns the lowest all-time career ERA (3.42)...his 690K rank fourth and 57 wins are each second only to Hideo Nomo.
- Has raised his win total and games started in each of the past four seasons.
- Spent 11 seasons (1997-2007) pitching for the Hiroshima Toyo Carp of the Japanese Central League, going 103-89 with a 3.69 ERA (1,700.1IP, 697ER) in 271 appearances (244 starts) for the Carp.
- Was the fourth Japan-born player and third such pitcher to ever appear in a Major League game for the Yankees...joined Hideki Matsui (2003-09), Kei Igawa (2007-08), and Hideki Irabu (1997-99) as the only players to do so up to that point.

BESTS & STREAKS

Low hit CG

1 – vs. ATL, 7/7/08

IP (start)

9.0 – 3 times

Last: vs. TEX, 8/14/12

IP (relief)

1.1 – at MIL, 7/12/09

Hits

10 – 9 times

Last: at TOR, 9/28/12

Runs

7 – 5 times

Last: at BOS, 7/6/12

BB

5 – vs. COL, 5/7/10

SO

11 – 2 times

Last: vs. CWS, 6/30/12

HR

4 – at WAS, 9/5/11

Winning Streak

4g – 2 times

Last: 6/25-7/23/12

Losing Streak

6g – 5/22-6/25/11

2012

- Went 16-11 with a 3.32 ERA (219.2IP, 81ER) in 33 starts with the Yankees...established career highs in wins, starts, innings pitched and strikeouts...tied for tops on the staff in wins (also Hughes) and led in starts and innings pitched.
- Among AL pitchers, ranked fourth in innings pitched, tied for sixth in wins and ranked eighth in ERA.
- Also recorded three complete games and two shutouts, the first Yankee with multiple shutouts in a single season since Mike Mussina in 2005.
- Went 13-5 with 2.92 ERA over his last 24 starts from 5/27 through the end of the season, after opening the year 3-6 with a 4.56 ERA (53.1IP, 27ER) in his first nine outings...among AL hurlers, marked the fourth-lowest ERA over the stretch, and only David Price and Jered Weaver (14 each) had more wins during the span.
- Exactly half of his starts (16 of 32) were against teams with winning records at the time that he faced them, with Kuroda going 8-5 with a 3.95 ERA (107.0IP, 47ER)...beginning on 6/8, lost just two of his last 12 starts against ballclubs with a .500 or better record, going 7-2 with a 3.87 ERA (76.2IP, 33ER) in those contests.

MOST WINS BY A PITCHER WHO CHANGED LEAGUES IN 2011-12 OFFSEASON

Player	Wins
1. Gio Gonzalez	21
2. HIROKI KURODA	16
A.J. Burnett	16

- ▶ Held opponents to 2BB or less in 27 of his starts in 2012, including 18 of his final 19 outings...his 2.08 BB/9.0IP ratio was the sixth-lowest among AL pitchers.
- ▶ Held opponents scoreless in 49 of 61 innings immediately following run-scoring innings by the Yankees this season.
- ▶ Tossed at least 7.0IP in 18 of his starts, six of which he held his opponent scoreless...only Seattle's Felix Hernandez (7) had more.
- ▶ Did not allow a first-inning run in 17 of his final 19 starts of the year after combining to surrender 12 runs in the opening frame over his first nine outings of the season.
- ▶ Won five of his eight daytime starts...had not previously recorded a winning daytime record.

KURODA'S 2012 STARTING PITCHING LINES												
Date/Opp	Score	W/L	IP	H	R	ER	HR	BB	K	NP/K	ERA	Left game
4/7 at TB*	6-8	L	5.2	8	6	4	1	4	2	95/55	6.35	Trailing 6-2
4/13 vs. LAA	5-0	W	8.0	5	0	0	0	2	6	109/71	2.63	Leading 5-0
4/18 vs. MIN	5-6	L	4.1	10	6	6	2	0	4	81/52	5.00	Trailing 6-4
4/24 at TEX	7-5	L	6.2	5	2	2	1	2	5	107/64	4.38	Trailing 2-0
4/30 vs. BAL	2-1	W	7.0	4	1	1	0	1	3	87/52	3.69	Leading 2-1
5/5 at KC	1-5	L	4.1	6	3	2	0	3	2	91/54	3.75	Trailing 3-0
5/11 vs. SEA	6-2	W	7.0	6	2	2	2	3	2	105/59	3.56	Leading 4-2
5/16 at TOR*	1-8	L	5.0	8	7	7	3	2	6	101/62	4.50	Trailing 7-0
5/21 vs. KC*	0-6	L	5.1	7	3	3	1	3	4	103/63	4.56	Trailing 3-0
5/27 at OAK	2-0	W	8.0	4	0	0	0	1	3	104/67	3.96	Leading 2-0
6/2 at DET	4-3	ND	7.0	7	2	2	1	1	4	86/53	3.82	Trailing 2-1
6/8 vs. NYM*	9-1	W	7.0	1	0	0	0	1	7	91/52	3.46	Leading 9-0
6/13 at ATL	3-2	W	6.0	9	2	2	1	2	8	110/75	3.43	Leading 3-2
6/19 vs. ATL	3-4	L	7.0	6	4	4	0	3	6	97/61	3.57	Trailing 4-3
6/25 vs. CLE	7-1	W	7.0	5	1	1	0	2	7	103/67	3.40	Leading 7-0
6/30 vs. CWS*	4-0	W	7.0	3	0	0	0	1	11	107/68	3.17	Leading 4-0
7/6 at SEA*	10-8	ND	5.2	10	7	6	1	1	3	112/70	3.50	Trailing 7-6
7/13 vs. LAA	6-5	ND	7.1	8	5	5	2	1	6	101/63	3.67	Trailing 5-2
7/18 vs. TOR	6-0 (CG)	W	7.0	4	0	0	0	0	5	108/78	3.46	Leading 6-0
7/23 at SEA*	4-1	W	7.0	3	1	1	0	1	9	107/65	3.34	Leading 3-3
7/29 vs. BOS*	2-3	ND	8.0	7	2	2	0	1	4	102/64	3.28	Tied 2-2
8/4 vs. SEA	0-1	L	6.1	7	1	1	0	1	4	103/63	3.19	Trailing 1-0
8/9 at DET	4-3	ND	6.1	10	3	3	1	0	5	102/65	3.24	Trailing 3-2
8/14 vs. TEX	3-0 (CG)	W	9.0	2	0	0	0	2	5	109/74	3.06	Leading 3-0
8/19 vs. BOS*	4-1	W	8.0	4	1	1	1	0	4	112/75	2.96	Leading 4-1
8/25 at CLE	1-3 (CG)	L	8.0	4	3	3	1	2	6	108/68	2.98	Trailing 3-1
8/31 vs. BAL*	1-6	L	8.1	8	4	4	2	0	4	99/66	3.04	Trailing 4-0
9/5 at TB*	6-4	W	6.0	8	4	4	1	2	3	101/61	3.14	Leading 6-4
9/11 at BOS	3-4	ND	6.1	8	3	3	1	0	6	94/65	3.17	Tied 3-3
9/16 vs. TB	6-4	W	6.0	4	4	4	1	2	10	101/62	3.26	Leading 6-4
9/23 vs. OAK	4-5	L	5.2	7	5	4	1	3	5	102/62	3.34	Trailing 5-4
9/28 at TOR*	11-4	W	5.1	10	2	2	1	2	4	98/61	3.34	Leading 7-2
10/3 vs. BOS	14-2	W	7.0	2	2	2	0	2	4	94/57	3.32	Leading 14-2
2012 Totals	33GS	16-11	219.2	205	86	81	25	51	167		3.32	

*start came after a loss - **Bold**-season high

- ▶ Went 11-6 with a 2.72 ERA (132.1IP, 40ER) in 19 starts at Yankee Stadium, the seventh-best home ERA in the AL...had a 5-5 mark with a 4.23 ERA (87.1IP, 41ER) on the road.
- ▶ Averaged 15.2 pitches per inning, the fifth-lowest mark among AL hurlers...opponents stole 17 bases while Kuroda was on the mound, most for any Yankees pitcher...however, allowed just 2SB over his final 13 starts.
- ▶ Handled 42 chances without committing an error, the most flawless chances by an AL pitcher in 2012.
- ▶ Tossed 8.0 scoreless innings in his second start of the season on 4/13 vs. Los Angeles-NL in the Yankees' home opener, becoming the first Yankees starter to throw at least 8.0 scoreless innings in a home season opener since Rick Rhoden on 4/5/88 vs. Minnesota (9.0IP)...also became the first Yankees starter with at least 8.0 scoreless innings in his first start at Yankee Stadium (old or current) since Bob Shirley on 4/27/83 vs. Kansas City (9.0IP) - credit: *Elias*.
- ▶ Faced Rangers starting pitcher Yu Darvish on 4/24 at Texas, marking the seventh time in MLB history that two Japanese-born starters faced off against each other.
- ▶ Recorded his first no-decision of the year on 6/2 at Detroit...going into the start, had been just one of two pitchers in the Majors to have recorded a decision in each of their first 10 outings to begin the season, going 4-6 (also Oakland's Tommy Milone, 6-4).
- ▶ Over his last seven starts of the year vs. AL East foes since 7/18, went 6-1 with a 3.18 ERA (56.2IP, 20ER)...prior to that, had been 1-2 with a 6.94 ERA (23.1IP, 18ER) in four starts vs. the division to begin the season.
- ▶ Allowed a HR to Detroit's Alex Avila in 8/9 no-decision at Comerica Park, snapping a season-high stretch of 33.0IP without giving up a homer.
- ▶ Recorded his fourth career CG (all shutouts) and second of the year on 8/14 vs. Texas...was the first 9.0-inning shutout by a Yankee, while allowing 2H or less, since 7/28/06 vs. Tampa Bay (Chien-Ming Wang, 2H)...became the first Yankee to toss a complete game shutout against the Rangers since David Wells on 8/21/98 at Rangers Ballpark...registered 2BB, snapping a streak of eight consecutive starts (since 6/30) in which he walked less than two batters - the longest such streak of his career.

- ▶ Allowed a seventh-inning solo-home run to Adrian Gonzalez on 8/19 vs. Boston, snapping a career-high 16.1IP scoreless streak.
- ▶ Threw 99 pitches on 8/31 vs. Baltimore, snapping a streak of 12 consecutive games in which he threw at least 100 pitches, since 6/25...had been the longest such streak of his career and the second-longest by a Yankee pitcher this season (CC Sabathia - 15 games, 4/6-6/24).
- ▶ Fled Red Sox starting pitcher Daisuke Matsuzaka in the regular season finale on 10/3, marking the eight time in MLB history that two Japanese-born starters faced off against each other.
- ▶ Made six Grapefruit League starts in his first spring training with the Yankees, going 2-1 with a 2.92 ERA (24.2IP, 8ER)...led the staff in official innings pitched and tied for second in strikeouts (with Nova).

CAREER ERA BY A JAPAN-BORN STARTING PITCHER (min. 50GS)		
Player		ERA
1.	HIROKI KURODA.....	3.42
2.	Hideo Nomo	4.24
3.	Daisuke Matsuzaka	4.25
4.	Tomo Ohka.....	4.26
5.	Kazuhiisa Ishii.....	4.44

PERSONAL

- ▶ He and his wife, Masayo, have two daughters, Hinatsu and Wakana...father, Kazuhiro Kuroda, was a professional baseball player for the Nankai Hawks.
- ▶ Attended Uenomiya High School and Senshu University in Japan...was selected by the Hiroshima Toyo Carp of the Japanese Central League as a second-round draft pick in 1996.
- ▶ Waited tables at Panda Inn in Pasadena during the Dodgers' 2008 Winter Caravan...also made hospital visits to City of Hope during the caravan in 2008 and '09...donated \$100,000 to the Dodgers Dream Foundation following the 2009 season, with a portion of that money going towards the team's official charity, ThinkCure!...donated an additional \$50,000 to ThinkCure! in 2011.
- ▶ Pledged \$50,000 to benefit Japanese tsunami relief efforts and organized a fundraiser at Camelback Ranch on 3/19/11 to raise money for the American Red Cross Japan Tsunami Fund.
- ▶ Was a member of the bronze medal-winning Japanese Olympic Team in 2004, earning two wins in relief...pitched in the International Cup in Sydney, Australia in 1999, earning a win against Korea and tossing a complete-game shutout over Taiwan.

Kuroda's Career Pitching Record

Year	Team	W	L	ERA	G	GS	CG	SHO	SV	IP	H	R	ER	HR	HP	BB	SO	WP	BK
1997	Hiroshima	6	9	4.40	23	19	4	1	0	135.0	147	72	66	17	0	63	64	8	1
1998	Hiroshima	1	4	6.60	18	6	0	0	0	45.0	53	34	33	5	0	24	25	1	0
1999	Hiroshima	5	8	6.78	21	14	2	1	0	87.2	106	70	66	20	0	39	55	4	0
2000	Hiroshima	9	6	4.31	29	14	7	1	0	144.0	147	73	69	21	0	61	116	3	0
2001	Hiroshima	12	8	3.03	27	14	13	3	0	190.0	175	72	64	19	0	45	146	7	0
2002	Hiroshima	10	10	3.67	23	15	8	2	0	164.1	166	69	67	16	0	34	144	1	0
2003	Hiroshima	13	9	3.11	28	20	8	1	0	205.2	197	77	71	18	0	45	137	5	1
2004	Hiroshima	7	9	4.65	21	14	7	1	0	147.0	187	81	76	17	0	29	138	1	0
2005	Hiroshima	15	12	3.17	29	17	11	1	0	212.2	183	76	75	17	0	42	165	7	0
2006	Hiroshima	13	6	1.85	26	18	7	2	1	189.1	169	49	39	12	0	21	144	5	0
2007	Hiroshima	12	8	3.56	26	26	7	1	0	179.2	176	78	71	20	0	42	123	1	0
2008	LOS ANGELES-NL-a, b	9	10	3.73	31	31	2	2	0	183.1	181	85	76	13	7	42	116	5	0
2009	LOS ANGELES-NL-c, d	8	7	3.76	21	20	0	0	0	117.1	110	59	49	12	1	24	87	5	0
	Inland Empire	0	0	3.29	3	3	0	0	0	13.2	15	9	5	0	1	1	10	0	0
2010	LOS ANGELES-NL	11	13	3.39	31	31	0	0	0	196.1	180	87	74	15	5	48	159	12	0
2011	LOS ANGELES-NL	13	16	3.07	32	32	0	0	0	202.0	196	77	69	24	5	49	161	12	1
2012	YANKEES-e	16	11	3.32	33	33	3	2	0	219.2	205	86	81	25	8	51	167	13	0
Japanese League Totals		103	89	3.69	271	244	74	14	1	1700.1	1706	751	697	182	0	445	1257	43	2
Minor League Totals		0	0	3.29	3	3	0	0	0	13.2	15	9	5	0	1	1	10	0	0
Major League Totals		57	57	3.42	148	147	5	4	0	918.2	872	394	249	89	26	214	690	47	1

Selected by the Hiroshima Toyo Carp in the second round of the 1996 Japanese Draft.

- a - Signed as a free agent by Los Angeles-NL on December 18, 2007.
- b - Placed on the 15-day disabled list from June 13-July 2, 2008 with right shoulder tendinitis.
- c - Placed on the 15-day disabled list from April 11 (retroactive to April 7)-June 1, 2009 with a left oblique strain.
- d - Placed on the 15-day disabled list from August 19 (retroactive to August 16)-September 6, 2009 with a concussion.
- e - Signed by the Yankees as a free agent on January 26, 2012.

Kuroda's Division Series Record

Year	Club vs. Opp.	W	L	ERA	G	GS	CG	SHO	SV	IP	H	R	ER	HR	HP	BB	SO	WP	BK
2008	LAD vs. CHC	1	0	0.00	1	1	0	0	0	6.1	6	0	0	0	0	2	4	0	0
Division Series Totals		1	0	0.00	1	1	0	0	0	6.1	6	0	0	0	0	2	4	0	0

Kuroda's League Championship Series Record

Year	Club vs. Opp.	W	L	ERA	G	GS	CG	SHO	SV	IP	H	R	ER	HR	HP	BB	SO	WP	BK
2008	LAD vs. PHI	1	0	3.00	1	1	0	0	0	6.0	5	2	2	0	0	1	3	0	0
2009	LAD vs. PHI	0	1	40.50	1	1	0	0	0	1.1	6	6	6	1	0	0	1	0	0
LCS Totals		1	1	9.82	2	2	0	0	0	7.1	11	8	8	1	0	1	4	0	0
POSTSEASON TOTALS		2	1	5.27	3	3	0	0	0	13.2	17	8	8	1	0	3	8	0	0

Kuroda's Regular Season Batting Record

Year	Team	AVG	G	AB	R	H	2B	3B	HR	RBI	SH	SF	HP	BB	SO	SB	CS
2012	YANKEES	.000	33	2	0	0	0	0	0	0	0	0	0	0	1	0	0
Major League Totals		.105	148	200	7	21	1	0	0	3	32	0	0	13	69	0	0

Kuroda's Career Fielding Record

Position	PCT	G	PO	A	E	TC	DP
Pitcher	.971	148	60	142	6	208	10

BOONE LOGAN



NUMBER

48

HEIGHT

6-5

WEIGHT

215

BATS

R

THROWS

L

POSITION

LEFT-HANDED PITCHER

BIRTHDATE

August 13, 1984

2012 OPENING DAY AGE

27

BIRTHPLACE

San Antonio, Texas

RESIDES

Helotes, Texas

M.L. SERVICE

5 years, 140 days

COLLEGE

Temple College (Tex.)

STATUS

- ▶ Acquired by the Yankees along with RHP Javier Vazquez from Atlanta in exchange for OF Melky Cabrera, LHP Mike Dunn and RHP Arodys Vizcaino on December 22, 2009...signed through the 2012 season.

POSTSEASON NOTES

- ▶ Appeared in three ALDS games in 2011 vs. Detroit, striking out six of the eight batters he faced (2.1IP, 1H, OBB)

2012

- ▶ Was 7-2 with a 3.74 ERA (55.1IP, 23), 28BB and 68K in a team-high 80 relief appearances...opponents batted .234 (48-for-205, 6HR); LH .231 (28-for-121, 3HR), RH .238 (20-for-84, 3HR)...retired 58-of-80 first-batters faced (72.5%)...stranded 49-of-64 inherited runners (76.6%).
- ▶ Made a career-high 80 relief appearances, more than any other Yankees left-handed pitcher in a single season...are the most appearances by any pitcher in a season under Joe Girardi—credit: *Elias*...is one of just four Yankees pitchers to appear in at least 80 games in a season, joining Paul Quantrill (86 in 2004), Scott Proctor (83 in 2006) and Tom Gordon (80 in 2004).
- ▶ Pitched on consecutive days 23 times, and three straight days three times (6/9-11, 9/5-7 and 9/11-13)... appeared in 19 of the Yankees' final 31 games in Sept./ Oct., including 11-of-13 from 9/5-19.
- ▶ His seven wins were the most by a Yankees reliever since Alfredo Aceves (10-1 in 2009)...were the most wins by a left-handed Yankees pitcher out of the bullpen since Mike Stanton went 7-1 in 2002.
- ▶ Held opponents scoreless in 64 of his 80 appearances...52 of his outings were less than an inning...tossed a season-high 2.0 innings three times (holding opponents scoreless in each appearance).
- ▶ Made his fifth career Opening Day roster and third as a Yankee.
- ▶ Held left-handed opposing batters hitless in their first 10 at-bats against him.
- ▶ Struck out four batters in 2.0 scoreless IP in 4/18 loss vs. Minnesota, marking just the third time in his career he recorded at least 4K (also 8/25/11 vs. Oakland-4K and 5/2/06 at Cleveland w/ Chicago-AL-5K)...later matched the total with 4K in 5/12 win vs. Seattle.
- ▶ Earned his first save of the season—and second of his career (also 4/25/06 at Seattle w/ Chicago-AL) in 5/12 win vs. Seattle, allowing 1ER in 1.1IP (2H, 4K).
- ▶ Did not allow a run over a 13-appearance stretch from 5/22-6/19 (7.2IP)...had the scoreless stretch snapped in 6/20 loss at Atlanta with a Jason Heyward two-run HR—his first HR allowed since 4/8 at Tampa Bay.

BESTS & STREAKS

IP

3.0 - 2 times
Last: vs. DET, 4/25/07

Hits

6 - at TB, 5/16/06

Runs

5 - 2 times
Last: vs. MIN, 7/6/07

BB

2 - 20 times
Last: vs. BAL, 9/1/12

SO

5 - at CLE, 5/2/06

HR

2 - 2 times
Last: at MIN 9/23/08

Winning Streak

4g - 2 times
Last: 6/10-7/6/12

Losing Streak

2g - 2 times
Last: 8/16-20/12

MOST GAMES PITCHED, YANKEES, SINGLE SEASON

Paul Quantrill 86, 2004
Scott Proctor 83, 2006
Tom Gordon 80, 2004
BOONE LOGAN 80, 2012

- ▶ Allowed at least 1ER in four straight games from 7/2-7 (G2), his longest such stretch since a career-high six-straight games with an ER from 7/10-23/08 w/ Chicago-AL.
- ▶ Recorded his first loss of the season on 8/16 vs. Texas (0.1IP, 2H, 2ER, 1K)...also took the loss two outings later on 8/20 at Chicago-AL after allowing a two-run HR to Alexi Ramirez (1.2IP, 2H, 2ER, 1BB, 2K).
- ▶ Pitched in both games of 9/19 doubleheader, retiring all four batters faced (1.1IP, 2K).
- ▶ Posted a 3.24 (81.1IP, 3ER) with 9K in 10 spring training relief outings.

PERSONAL

- ▶ Was selected to the San Antonio All-Star Team at O'Connor High School...lost a pregame, on-field cow-milking contest to the Angels' Brandon Wood on 5/4/07 at Angel Stadium.

Logan's Career Pitching Record

Year	Team	W	L	ERA	G	GS	CG	SHO	SV	IP	H	R	ER	HR	HP	BB	SO	WP	BK
2003	Great Falls	3	3	6.58	16	14	0	0	0	67.0	76	60	49	4	11	31	48	8	1
2004	Great Falls	3	7	5.6	18	9	0	0	1	64.1	74	48	40	7	4	31	48	8	2
2005	Great Falls	1	1	3.31	21	0	0	0	2	35.1	34	15	13	1	3	4	29	4	0
	Winston-Salem	0	0	5.06	4	0	0	0	0	5.1	7	3	3	2	0	4	5	0	0
2006	Charlotte	3	1	3.38	38	0	0	0	11	42.2	35	18	16	1	9	12	57	3	0
	CHICAGO-AL	0	0	8.31	21	0	0	0	1	17.1	21	18	16	2	3	15	15	1	0
2007	Charlotte	0	1	2.16	4	0	0	0	1	8.1	8	2	2	1	0	4	11	0	0
	CHICAGO-AL	2	1	4.97	68	0	0	0	0	50.2	59	30	28	7	0	20	35	2	0
2008	CHICAGO-AL	2	3	5.95	55	0	0	0	0	42.1	57	31	28	7	1	14	42	1	0
	Charlotte	0	1	6.00	5	0	0	0	0	9.0	10	8	6	2	3	6	7	1	0
2009	Gwinnett - a	4	2	3.28	29	0	0	0	2	35.2	26	15	13	2	6	17	39	4	0
2009	ATLANTA - b	1	1	5.19	20	0	0	0	0	17.1	21	12	10	1	1	9	10	0	0
2010	YANKEES	2	0	2.93	51	0	0	0	0	40.0	34	13	13	3	1	20	38	1	0
	Scranton/WB	0	1	2.11	14	0	0	0	0	21.1	18	5	5	1	2	4	23	1	0
2011	YANKEES	5	3	3.46	64	0	0	0	0	41.2	43	20	16	4	4	13	46	1	0
2012	YANKEES	7	2	3.74	80	0	0	0	1	55.1	48	23	23	6	2	28	68	3	0
Minor League Totals		14	17	4.58	149	23	0	0	17	289.0	288	174	147	21	38	113	267	29	3
AL Totals		18	9	4.51	339	0	0	0	2	247.1	262	135	124	29	11	110	244	9	0
NL Totals		1	1	5.19	20	0	0	0	0	17.1	21	12	10	1	1	9	10	0	0
Major League Totals		19	10	4.56	359	0	0	0	2	264.2	283	147	134	30	12	119	254	9	0
NY Yankees Totals		14	5	3.42	195	0	0	0	1	136.2	125	56	52	13	7	61	152	5	0

Selected by the Chicago White Sox in the 20th round of the 2002 First-Year Player Draft.

- a - Acquired by the Atlanta Braves along with RHP Javier Vazquez from the White Sox in exchange for INFs Jon Gilmore and Brent Lillibridge, C Tyler Flowers and LHP Santos Rodriguez on December 4, 2008.
- b - Acquired by the Yankees along with RHP Javier Vazquez from the Braves in exchange for OF Melky Cabrera, LHP Mike Dunn and RHP Arodys Vizcaino on December 22, 2009.

Logan's Division Series Record

Year	Club vs. Opp.	W	L	ERA	G	GS	CG	SHO	SV	IP	H	R	ER	HR	HP	BB	SO	WP	BK
2010	NY Yankees vs. MIN	0	0	0.00	2	0	0	0	0	1.0	1	0	0	0	0	0	0	0	0
2011	NY Yankees vs. DET	0	0	0.00	3	0	0	0	0	2.1	1	0	0	0	0	0	6	0	1
Division Series Totals		0	0	0.00	5	0	0	0	0	3.1	2	0	0	0	0	0	6	0	1

Logan's League Championship Series Record

Year	Club vs. Opp.	W	L	ERA	G	GS	CG	SHO	SV	IP	H	R	ER	HR	HP	BB	SO	WP	BK
2010	NY Yankees vs. TEX	0	0	27.00	3	0	0	0	0	0.2	2	2	2	1	0	1	1	0	0
LCS Totals		0	0	27.00	3	0	0	0	0	0.2	2	2	2	1	0	1	1	0	0
POSTSEASON TOTALS		0	0	4.50	8	0	0	0	0	4.0	4	2	2	1	0	1	7	0	1

Logan's Regular Season Batting Record

Year	Team	AVG	G	AB	R	H	2B	3B	HR	RBI	SH	SF	HP	BB	SO	SB	CS
2012	NY Yankees																
Did not bat																	
Major League Totals		-	359	0	0	0	0	0	0	0	0	1	0	0	0	0	0

Logan's Career Fielding Record

Position	PCT	G	PO	A	E	TC	DP
Pitcher	.923	359	14	34	4	52	2

DEREK LOWE

NUMBER

34

HEIGHT

6-6

WEIGHT

230

BATS

R

THROWS

R

POSITION

RIGHT-HANDED PITCHER



BIRTHDATE

June 1, 1973

2012 OPENING DAY AGE

38

BIRTHPLACE

Dearborn, Mich.

RESIDES

Ft. Myers, Fla.

M.L. SERVICE

15 years, 100 days

CAREER HIGHLIGHTS

A.L. All-Star Team

▶ 2000, 2002

No-Hitter

▶ April 27, 2002 vs. Tampa Bay

STATUS

▶ Signed by the Yankees as a free agent on August 13, 2012... contract extends through 2012.

POSTSEASON NOTES

- ▶ Has made 23 career postseason appearances (12 starts), going 5-7 with one save and a 3.21 ERA (95.1IP, 34ER), pitching in seven different postseasons and winning a World Series title with Boston in 2004.
- ▶ Is one of only four pitchers all time to have at least 10 postseason starts and at least 10 playoff relief appearances, joining Al Leiter, John Smoltz and David Wells (credit: *Elias*).
- ▶ In his 11 postseason relief outings, he owns a 2-2 record with a 2.78 ERA (22.2IP, 7ER) and a .202 opponent's batting average.
- ▶ Earned the victory in all three of Boston's clinching games in the 2004 postseason (ALDS, ALCS and World Series), combining to go 3-0 with a 1.86 ERA (19.1IP, 4ER)... won the World Series-clinching Game 4 at St Louis with 7.0 scoreless innings in the 3-0 win.

CAREER NOTES

- ▶ Has spent 16 seasons in the Majors, joining Livan Hernandez (17 seasons) as the only active players with 14-or-more seasons in the Majors who have never been placed on the Major League disabled list (credit: *Elias*).
- ▶ Earned at least 12 wins for nine consecutive seasons from 2002-2010, the only big league pitcher to accomplish that feat over that span.
- ▶ Is one of just three pitchers in Major League Baseball history with 160+ wins and 80+ saves in a career along with John Smoltz and Dennis Eckersley.
- ▶ Among active pitchers who finished the 2012 season on a roster, ranks sixth in wins (175) and seventh in innings pitched (2658.1)... his 355 starts since 2002 are second-most in the Majors over the stretch, while his 155 wins are third-most.
- ▶ After leading the American League with 42 saves with Boston in 2000, Lowe was converted to a starting pitcher in 2002 and has made at least 32 starts and recorded at least nine wins over each of the 10 seasons since... is the only MLB pitcher to win 12 or more games over each season from 2002-10... Lowe and Livan Hernandez are the only active Major Leaguers who have spent 14 or more years in the big leagues without a stint on the disabled list... has made five career Opening Day starts (2005-07, 2009-2010).

2012

- ▶ Combined with the Cleveland and Yankees organizations to go 9-11 with a 5.11 ERA (142.2IP, 81ER) in 38 games (21 starts)...opponents hit .311 (180-for-578, 10HR); LH .345 (88-for-255, 7HR), RH .285 (92-for-323, 3HR)...induced 23 double-play grounders, his most since 2009 w/Atlanta.

BESTS & STREAKS

Low-hit CG

0 - vs. TB, 4/27/02

IP (start)

9.0 - 6 times

Last: vs. TOR, 6/9/07

IP (relief)

4.0 - 4 times

Last: vs. TEX, 8/13/12

Hits

13 - 3 times

Last: at STL, 8/6/08

Runs

9 - 3 times

Last: vs. NYM, 7/19/07

BB

7 - at SF, 4/10/10

SO

12 - vs. WAS, 9/13/10

HR

4 - vs. ARI, 7/2/05

Winning Streak

7g - 2 times

Last: 8/14-9/22/06

Losing Streak

11g - 6/28/97-6/28/98

- ▶ Was signed to a Major League contract and selected to the Yankees' 25-man roster on 8/13.
- ▶ Went 1-1 with one save and a 3.04 ERA (23.2IP, 8ER) in 17 games with Yankees, pitching exclusively out of the bullpen...marked his most relief appearances in season since 2001 w/Boston.
- ▶ With the Yankees, opponents hit just .261 (24-for-92) with 2HR, retiring 11-of-17 first batters faced and stranding eight of his nine inherited runners.
- ▶ Made his Yankees debut on the day he was signed (8/13) vs. Texas, tossing 4.0 scoreless innings to earn the save (2H, 4K)...was his first regular season save since 8/12/01 at Baltimore (w/ Boston)...was his third career save of at least 4.0 innings (also 5/28/99 at Cleveland and 7/24/99 at Detroit, both with Boston)...was his first relief appearance since 7/22/07 vs. the Mets (w/ Los Angeles-NL)...was the longest scoreless relief appearance by a Yankee since Hector Noesi on 5/18/11 at Baltimore (4.0IP, 0ER).
- ▶ Became the first Yankee to record a save of at least 4.0 innings since Alfredo Aceves on 7/5/09 vs. Toronto (4.0IP, 1H, 0ER, 5K)...according to Elias, his 11 years, 1 day between regular season saves was the longest such gap since Darren Oliver had 15 years, 271 days between saves from 7/25/94 vs. Minnesota and 4/22/10 at Boston, both with Texas.
- ▶ Allowed runs in six straight outings from 8/20-9/2 (5.0IP, 15H, 7R, 6ER, 2BB, 4K, 2HR).
- ▶ Over his final nine relief appearances from 9/6 through the end of the season, pitched to a .126 ERA (14.1IP, 2ER) and held opponents to a .149 (7-for-47) batting average.
- ▶ Earned his first win as a Yankee in the club's 12th-inning victory 10/2 vs. Boston, tossing 2.0 scoreless innings to earn his ninth overall win of the season (2H, 1BB, 1K, 1WP).
- ▶ Begun the season with Cleveland where he went 8-10 with a 5.52 ERA (119.0IP, 73ER) in 21 starts before being designated for assignment on 8/2 and released on 8/10.
- ▶ Opened the year going 6-1 with a 2.05 ERA (52.2IP, 12ER) in his first eight starts...then went 2-9 with an 8.28 ERA (66.1IP, 61ER) over his next 13 outings.
- ▶ Tossed a 9.0-inning complete game shutout on 5/15 at Minnesota in a 5-0 Indians victory... allowed 6H and 4BB without striking out a batter... was the first pitcher to record a shutout without recording a strikeout since Baltimore's Scott Erickson on 4/28/02 at Kansas City... became the fourth-oldest Indian to throw a SHO since 1918 (behind Satchel Paige, Joe Heving and Dennis Martinez).

MOST MLB STARTS, 2002-11

1. DEREK LOWE	334
2. Mark Buehrle	330
3. Livan Hernandez	327
4. CC SABATHIA	322

**MOST WINS, ACTIVE PITCHERS
(entering 2012)**

1. Jamie Moyer	267
2. Tim Wakefield	200
3. Roy Halladay	188
4. Tim Hudson	181
5. CC SABATHIA	176
6. Livan Hernandez	174
6. DEREK LOWE	166
7. Javier Vazquez	165

**MOST IP, ACTIVE PITCHERS
(entering 2012)**

1. Jamie Moyer	4020.1
1. Tim Wakefield	3226.1
2. Livan Hernandez	3121.2
3. Javier Vazquez	2840.0
4. Kevin Millwood	2559.1
5. Roy Halladay	2531.0
6. DEREK LOWE	2515.2
7. Jeff Suppan	2512.0

PERSONAL

- ▶ Full name Derek Christopher Lowe... he and his wife Carolyn reside in Ft. Myers, FL... he has two sons, Phillip and Tanner, and a daughter, Taylor... graduated from Edsel Ford High School in Dearborn, Mich. in 1991... was named the Dodgers' 2007 nominee for the Roberto Clemente Award... hosted the Dodgers Dream Foundation's Bowling Extravaganza, helping to raise money for Mattel Children's Hospital... began the D-Lowe's Heroes program where he hosted patients and their families from Mattel Children's Hospital at various home games throughout the season... following surgery to remove a cancerous tumor from his nose in 2002, devoted many hours in 2003 to educating the public about the risks of skin cancer and sun safety... the Red Sox hosted a Sun Awareness Day, and he was featured on a trading card included in a sun awareness kit distributed to fans... hobbies include golf and listening to country music.
- ▶ On 8/14/12, was named to the Arizona Fall League Hall of Fame, joining teammate Mark Teixeira and Texas manager Ron Washington as the 2012 inductees...pitched for the 1993 Sun Cities Solar Sox.

Lowe's Career Pitching Record

Year	Club	W	L	ERA	G	GS	CG	SHO	SV	IP	H	R	ER	HR	HP	BB	SO	WP	BK
1991	AZL Mariners	5	3	2.41	12	12	0	0	0	71.0	58	26	19	1	2	21	60	4	6
1992	Bellingham	7	3	2.42	14	13	2	1	0	85.2	69	34	23	2	4	22	66	5	4
1993	Riverside	12	9	5.26	27	26	3	2	0	154.0	189	104	90	9	2	60	80	12	9
1994	Jacksonville	7	10	4.94	26	26	2	0	0	151.1	177	92	83	7	9	50	75	11	7
1995	Peoria	1	0	0.93	2	2	0	0	0	9.2	5	1	1	0	0	2	11	0	0
	Port City	1	6	6.08	10	10	1	0	0	53.1	70	41	36	8	3	22	30	2	0
1996	Tacoma	6	9	4.54	17	16	1	1	0	105.0	118	64	53	7	3	37	54	1	2
	Port City	5	3	3.05	10	10	0	0	0	65.0	56	27	22	7	1	17	33	0	0
1997	Tacoma	3	4	3.45	10	9	1	0	0	57.1	53	26	22	3	2	20	49	1	0
	SEATTLE	2	4	6.96	12	9	0	0	0	53.0	59	43	41	11	2	20	39	2	0
	BOSTON-a	0	2	3.38	8	0	0	0	0	16.0	15	6	6	0	2	3	13	0	0
	Pawtucket	4	0	2.37	6	5	0	0	0	30.1	23	8	8	3	1	11	21	0	0
1998	BOSTON	3	9	4.02	63	10	0	0	4	123.0	126	65	55	5	4	42	77	8	0
1999	BOSTON	6	3	2.63	74	0	0	0	15	109.1	84	35	32	7	4	25	80	1	0
2000	BOSTON	4	4	2.56	74	0	0	0	*42	91.1	90	27	26	6	2	22	79	2	1
2001	BOSTON	5	10	3.53	67	3	0	0	24	91.2	103	39	36	7	5	29	82	4	0
2002	BOSTON	21	8	2.58	32	32	1	1	0	219.2	166	65	63	12	12	48	127	5	0
2003	BOSTON	17	7	4.47	33	33	1	0	0	203.1	216	113	101	17	11	72	110	3	0
2004	BOSTON	14	12	5.42	33	33	0	0	0	182.2	224	138	110	15	8	71	105	3	0
2005	LOS ANGELES-NL-b	12	15	3.61	35	#35	2	2	0	222.0	223	113	89	28	5	55	146	3	2
2006	LOS ANGELES-NL #16	8	3	3.63	35	34	1	0	0	218.0	221	97	88	14	5	55	123	3	2
2007	LOS ANGELES-NL	12	14	3.88	33	32	3	0	0	199.1	194	100	86	20	1	59	147	3	1
2008	LOS ANGELES-NL	14	11	3.24	34	#34	1	0	0	211.0	194	84	76	14	1	45	147	2	0
2009	ATLANTA-c	15	10	4.67	34	#34	0	0	0	194.2	232	109	101	16	4	63	111	4	2
2010	ATLANTA	16	12	4.00	33	33	0	0	0	193.2	204	88	86	18	4	61	136	4	2
2011	ATLANTA	9	*17	5.05	34	#34	0	0	0	187.0	212	110	105	14	3	70	137	1	2
2012	CLEVELAND-d	8	10	5.52	21	21	1	1	0	119.0	156	79	73	8	3	45	41	5	1
	YANKEES-e	1	1	3.04	17	0	0	0	1	23.2	24	9	8	2	0	6	14	2	0
Minor League Totals		51	47	4.11	134	129	10	4	0	782.2	818	423	357	47	27	262	479	36	28
AL Totals		81	70	4.00	434	141	3	2	86	1232.2	1263	619	551	90	53	383	767	35	2
NL Totals		94	87	3.98	238	236	7	2	0	1425.2	1480	701	631	124	23	408	947	20	11
Major League Totals		175	157	4.00	672	377	10	4	86	2658.1	2743	1320	1182	214	76	791	1714	55	13

*Denotes league leader #Tied for league lead

Selected by the Seattle Mariners in the eighth round of the June 1991 First-Year Player Draft.

a - Acquired by the Boston Red Sox, along with Jason Varitek, from Seattle in exchange for Heathcliff Slocumb on July 31, 1997.

b - Signed by the Los Angeles Dodgers as a free agent on January 11, 2005.

c - Signed by the Atlanta Braves as a free agent on January 15, 2009.

d - Acquired by the Cleveland Indians from Atlanta in exchange for Chris Jones on October 31, 2011.

e - Signed by the Yankees as a free agent on August 13, 2012.

Lowe's Division Series Record

Year	Club vs. Opp.	W	L	ERA	G	GS	CG	SHO	SV	IP	H	R	ER	HR	HP	BB	SO	WP	BK
1998	BOS vs.	0	0	2.08	2	0	0	0	0	4.1	3	1	1	0	1	1	2	0	0
1999	BOS vs.	1	1	4.32	3	0	0	0	0	8.1	6	7	4	2	1	1	7	0	0
2003	BOS vs.	0	1	0.93	3	1	0	0	1	9.2	7	2	1	0	0	7	6	0	0
2004	BOS vs.	1	0	0.00	1	0	0	0	0	1.0	1	0	0	0	0	1	0	0	0
2006	LAD vs.	0	0	6.75	1	1	0	0	0	5.1	6	4	4	2	0	2	6	0	0
2008	LAD vs.	1	0	3.00	1	1	0	0	0	6.0	7	2	2	1	0	1	6	0	0
2010	ATL vs.	0	2	2.31	2	2	0	0	0	11.2	6	4	3	1	0	6	14	0	0
Division Series Totals		3	4	2.91	13	5	0	0	1	46.1	36	20	15	6	2	19	41	0	0

Lowe's League Championship Series Record

Year	Club vs. Opp.	W	L	ERA	G	GS	CG	SHO	SV	IP	H	R	ER	HR	HP	BB	SO	WP	BK
1999	BOS vs.	0	0	1.42	3	0	0	0	0	6.1	6	3	1	0	0	2	7	0	0
2003	BOS vs.	0	2	6.43	2	2	0	0	0	14.0	14	10	10	1	1	7	5	0	0
2004	BOS vs.	1	0	3.18	2	2	0	0	0	11.1	7	4	4	1	1	1	6	0	0
2008	LAD vs.	0	1	3.48	2	2	0	0	0	10.0	12	5	4	2	0	2	6	0	0
LCS Totals		1	3	4.07	9	6	0	0	0	42.0	39	22	19	4	2	12	24	0	0

Lowe's World Series Record

Year	Club vs. Opp.	W	L	ERA	G	GS	CG	SHO	SV	IP	H	R	ER	HR	HP	BB	SO	WP	BK
2004	BOS vs.	1	0	0.00	1	1	0	0	0	7.0	3	0	0	0	0	1	4	1	0
World Series Totals		1	0	0.00	1	1	0	0	0	7.0	3	0	0	0	0	1	4	1	0
POSTSEASON TOTALS		5	7	3.21	23	12	0	0	1	95.1	78	42	34	10	4	32	69	1	0

Lowe's All-Star Game Record

Year	Club, Site	W	L	ERA	G	GS	CG	SHO	SV	IP	H	R	ER	HR	HP	BB	SO	WP	BK
2000	BOS, Atlanta	0	0	0.00	1	0	0	0	0	1.0	0	0	0	0	0	0	0	0	0
2002	BOS, Milwaukee	0	0	4.50	1	1	0	0	0	2.0	2	1	1	0	0	0	0	0	1
All-Star Totals		0	0	3.00	2	1	0	0	0	3.0	2	1	1	0	0	0	0	0	1

Lowe's Regular Season Batting Record

Year	Team	AVG	G	AB	R	H	2B	3B	HR	RBI	SH	SF	HP	BB	SO	SB	CS
2012	CLEVELAND YANKEES	.500	21	4	0	2	0	0	0	0	Did not bat						
Totals		.149	582	436	30	65	13	0	1	25	67	0	0	29	129	1	0

Lowe's Career Fielding Record

Position	PCT	G	PO	A	E	TC	DP
Pitcher	.975	672	221	451	17	689	29

RUSSELL MARTIN

NUMBER

55

HEIGHT

5-10

WEIGHT

205

BATS

R

THROWS

R

POSITION

CATCHER



BIRTHDATE

February 15, 1983

2012 OPENING DAY AGE

29

BIRTHPLACE

East York, Ontario,
Canada

RESIDES

Chelsea, Quebec, Canada

M.L. SERVICE

6 years, 150 days

COLLEGE

Chipola Junior College
(Fla.)

CAREER HIGHLIGHTS

A.L. All-Star Team

► 2011

N.L. All-Star Team

► 2007, 2008

N.L. Gold Glove

► 2007

N.L. Silver Slugger

► 2007

STATUS

- Signed by the Yankees as a free agent on December 16, 2010... signed through the 2012 season.

CAREER NOTES

- Has caught 170-of-668 (25.4%) potential base stealers since making his Major League debut in 2006, the most runners caught stealing in the Majors over the stretch... ranks second among all Major League catchers over the same span with a 3.79 catchers ERA (min. 320G).
- Over the last seven seasons (since 2006), has logged the second-most innings at catcher (7,588.2), trailing only A.J. Pierzynski (7,593.1)... his 894 starts at catcher over the stretch are the fourth-most in the Majors.
- Leads all active catchers with 80 stolen bases.
- Joins Carlton Fisk and Ivan Rodriguez as one of just three catchers in Major League history to have at least 10HR, 60RBI and 10SB in a single season three times (2006-08).
- Collected 66SB with Los Angeles-NL, setting a Dodgers franchise record for a catcher.

2012

- Hit .211 (89-for-422) with 50R, 18 doubles, 21HR and 53RBI in 133 games (115 starts at C, four at DH) with the Yankees.
- In 65 games following the All-Star break, batted .242 (52-for-215) with 13HR (his most HR ever following the break), compared to .179 (37-for-207) with 8HR in 68G before the break... included in his second-half improvement was a .258 (23-for-89) mark over Sept./Oct.
- Marked a career-high in home runs, surpassing his previous high of 19 set in 2007 with Los Angeles-NL... were the fifth-most homers by an AL catcher in 2012... hit 13 of his home runs at Yankee Stadium... 11 came off right-handed pitchers... hit 10HR to RF or right-centerfield... five of his home runs broke a tie, including four of his final eight.
- Caught 16-of-63 (25.4%) of potential base stealers... allowed a career-high nine passed balls.
- Made his sixth career Opening Day roster (second with the Yankees) and sixth straight Opening Day start at catcher.
- Snapped an 0-for-16 stretch with his home run in 4/20 win at Boston.
- Recorded his first multi-hit game at home in 5/21 loss vs. Kansas City, going 2-for-4.
- Missed 5/27 win at Oakland with a stiff neck.
- Hit his fourth career grand slam in 6/5 win vs. Tampa Bay... was his second grand slam as a Yankee (also 8/25/11 vs. Oakland)... hit the grand slam on an 0-2 pitch, marking the first such GS by a Yankee since John Flaherty on 6/10/04 vs. Colorado (off Scott Dohmann)... went 3-for-4 in the game, becoming the first Yankees No. 9 batter to record at least 3H and a grand slam since pitcher Spud Chandler on 7/2/40 at Comiskey Park—credit: *Elias*.

BESTS & STREAKS

Hits

5 - vs. OAK, 8/25/11

Runs

3 - 16 times

Last: vs. OAK, 8/25/11

2B

2 - 4 times

Last: vs. STL, 8/18/09

3B

1 - 7 times

Last: at SF, 9/9/07

HR

2 - 6 times

Last: vs. NYM, 6/10/12

RBI

6 - vs. OAK, 8/25/11

BB

4 - at PHI, 8/23/07

SO

3 - 14 times

Last: at TOR, 9/30/12

SB

2 - 4 times

Last: at SF, 6/29/10

Hitting Streak

15g - 5/5-20/10

"Walk-off" Hits

4 times

Last: vs. OAK, 9/21/12 (HR)

- ▶ Hit game-tying two-run HR in the seventh and “walk-off” solo-HR in the ninth in 6/10 win vs. the Mets...was his third career “walk-off” HR (also 4/21/07 vs. Pittsburgh and 8/13/06 vs. San Francisco, both with Los Angeles-NL)... was his sixth career multi-HR game (fifth as a Yankee...became the first Yankees catcher with a “walk-off” HR since Jorge Posada on 5/16/06 vs. Texas...became the second Yankees catcher since 1950 with at least 2HR in a game, including a “walk-off” home run, joining Yogi Berra on 9/16/55 vs. Boston (credit: *ESPN Stats & Information*).
- ▶ Had a career-long 30AB hitless stretch from 6/20-7/6...had the streak snapped with a second-inning double in 7/7 Game 2 loss at Boston...marked the longest single-season hitless stretch by a Yankee since Jason Giambi and Derek Jeter each went hitless in 32 consecutive at-bats in 2004.
- ▶ Was removed from 6/23 win at the Mets with a stiff back.
- ▶ Made two errors in 7/3 loss at Tampa Bay...was his third career multi-error game and first since 8/20/08 vs. Colorado w/ Los Angeles-NL.
- ▶ Drove in the game-winning run in the eighth inning on 7/13 vs. Los Angeles-AL, his first RBI since 6/18 vs. Atlanta...was his second go-ahead RBI in the eighth inning or later this season (also “walk-off” HR on 6/10 vs. the Mets)...caught two runners stealing (Trumbo and Callaspo) for the first time in 2012...had caught just two of the previous 26 potential base stealers against him (from 5/14).
- ▶ Snapped a 66AB homerless stretch in 7/16 win vs. Toronto dating back to his two-homer game on 6/10 vs. the Mets.
- ▶ Batted .417 (10-for-24) with 6R, 2 doubles, 2HR and 8RBI over a seven-game stretch from 9/3-11.
- ▶ Drove in three runs in 9/5 win at Tampa Bay, his most RBI in a game since 6/10 vs. the Mets (also 3RBI)...gave the Yankees the lead twice in the game (in the fourth and sixth innings), marking the fourth time in his career he recorded two go-ahead RBI in the same game, first time since 6/10/08 at San Diego (w/ Los Angeles-NL).
- ▶ Duplicated the 3RBI effort two days later on 9/7 at Baltimore.
- ▶ Hit 10th-inning “walk-off” HR in 9/21 win vs. Oakland...was his fourth career “walk-off” hit (all HRs) and second of the season (also 6/10 vs. the Mets)...was the first extra-inning “walk-off” HR by a Yankee since 8/28/09 vs. Chicago-AL (Robinson Cano 10th-inning three-run HR).
- ▶ Collected his 20th home run of the season in 9/28 win at Toronto, surpassing his former career high in home runs (19HR in 2007 with Los Angeles-NL).
- ▶ Hit safely in six of his final seven starts of the season, batting .333 (9-for-27) with 4R, 2 doubles, 2HR and 5RBI.
- ▶ Hit .275 (11-for-40) with 6R, 2 doubles, 1RBI and 4SB in 16 spring training games.

**MOST RUNNERS CAUGHT STEALING,
2006-12**

1. RUSSELL MARTIN	170
2. Yadier Molina	156
3. Gerald Laird	152
4. Brian McCann	149
Miguel Olivo	149

LOWEST CATCHERS ERA, 2006-11

1. Ryan Hannigan	3.67
2. RUSSELL MARTIN	3.79
3. Carlos Ruiz	3.79
4. Jose Molina	3.81
5. Brian McCann	3.83

PERSONAL

- ▶ Full name is Russell Nathan Jeanson Coltrane Martin Jr...in 2009, added the letter “J” on the back of his uniform with the Dodgers in addition to Martin as a tribute to his mother’s side of the family, whose last name is Jeanson.
- ▶ On 6/18/09, announced a donation of \$600,000 over the next 10 years to the ONE DROP Foundation, whose mission is to fight poverty by supporting access to clean water...the foundation also seeks to raise awareness of water-related issues and the need to get involved to ensure good quality water is accessible to all in sufficient quantity, today and tomorrow...launched his official website, www.russellmartin55.com the same day.
- ▶ Took part in the 2006-09 Dodger Caravans...made visits to the Center for Cancer and Blood Diseases.
- ▶ Earned the Heart & Hustle Award in 2007, which is chosen by the MLB Players Alumni Association...was also awarded the annual Roy Campanella Award in 2007 as the “Most Inspirational Dodger,” which is voted upon by his teammates and coaches.
- ▶ Won a fan vote at dodgers.com to have his likeness depicted on “Bobblehead Night” on 8/2/07, marking the first time fans decided which player would appear on a Los Angeles Dodgers promotional giveaway.
- ▶ Was selected to play for the Canadian team in the 2000 World Junior Championships...also chosen as a member of Canada’s qualifying team for the 2004 Olympic Games.
- ▶ Is a graduate of Polyvalente Edouard-Montpetit High School in Montreal, the same high school attended by Eric Gagne...played third base at Chipola Junior College in Marianna, Fla...was slated to attend North Carolina State University before being drafted by the Dodgers...lived in Paris from ages 8-10.
- ▶ His father, Russell Sr., is an accomplished saxophone player and played the National Anthem on his saxophone before a Dodgers/Pirates game on 9/20/06 at Dodger Stadium...his middle name (Coltrane) is a nod to jazz musician John Coltrane.

Martin's Career Playing Record

Year	Club	AVG	G	AB	R	H	2B	3B	HR	RBI	SH	SF	HP	BB	SO	SB	CS	E	OBP	SLG
2002	GCL Dodgers	.286	41	126	22	36	3	3	0	10	2	0	4	23	18	7	1	9	.412	.357
2003	South Georgia	.286	25	98	15	28	4	1	3	14	1	0	9	11	5	2	5	.343	.439	
	Ogden	.271	52	188	25	51	13	0	6	36	2	2	4	26	26	3	1	13	.368	.436
2004	Vero Beach	.250	122	416	74	104	24	1	15	64	0	8	10	72	54	9	5	10	.368	.421
2005	Jacksonville	.311	129	409	83	127	17	1	9	61	5	3	10	78	69	15	7	11	.430	.423
2006	Las Vegas	.297	23	74	14	22	9	0	0	9	1	3	0	13	11	0	2	.389	.419	
	LOS ANGELES-NL	.282	121	415	65	117	26	4	10	65	1	3	4	45	57	10	5	6	.355	.436
2007	LOS ANGELES-NL	.293	151	540	87	158	32	3	19	87	0	6	7	67	89	21	9	14	.374	.469
2008	LOS ANGELES-NL	.280	155	553	87	155	25	0	13	69	0	2	5	90	83	18	6	14	.385	.396
2009	LOS ANGELES-NL	.250	143	505	63	126	19	0	7	53	2	1	11	69	80	11	6	7	.352	.329
2010	LOS ANGELES-NL-a	.248	97	331	45	82	13	0	5	26	1	3	4	48	61	6	2	10	.347	.332
2011	YANKEES-b	.237	125	417	57	99	17	0	18	65	1	3	5	50	81	8	2	1	.324	.408
2012	YANKEES	.211	133	422	50	89	18	0	21	53	2	0	8	53	95	6	1	6	.311	.403
Minor League Totals		.281	392	1311	233	368	70	6	33	194	11	17	28	221	189	39	18	50	.391	.419
AL Totals		.224	258	839	107	188	35	0	39	118	3	3	13	103	176	14	3	6	.317	.405
NL Totals		.272	667	2344	347	638	115	7	54	300	4	15	31	319	370	66	28	62	.365	.396
Major League Totals		.260	925	3183	454	826	150	7	93	418	7	18	44	422	546	80	31	58	.359	.398
NY Yankees Totals		.224	258	839	107	188	35	0	39	118	3	3	13	103	176	14	3	6	.317	.405

Selected by the Dodgers in the 17th round of the 2002 First-Year Player Draft.

a - Placed on the 15-day disabled list on August 4, 2010 through the end of the season...transferred to the 60-day D.L. on Sept. 6, 2010.
b - Signed by the Yankees as a free agent on December 16, 2010.

Martin's Division Series Record

Year	Country, Site	AVG	G	AB	R	H	2B	3B	HR	RBI	SH	SF	HP	BB	SO	SB	CS	E	OBP	SLG
2006	LAD vs. NYM	.333	3	12	2	4	0	0	0	0	0	0	0	1	2	0	0	0	.385	.333
2008	LAD vs. CHC	.308	3	13	2	4	3	0	1	5	0	0	0	1	3	0	0	0	.357	.769
2009	LAD vs. STL	.111	3	9	0	1	0	0	0	1	0	0	1	3	1	0	0	0	.385	.111
2011	NY Yankees vs. DET	.176	5	17	3	3	1	0	0	0	0	0	2	2	4	0	0	0	.333	.235
Division Series Totals		.235	14	51	7	12	4	0	1	6	0	0	3	7	10	0	0	0	.361	.373

Martin's League Championship Series Record

Year	Country, Site	AVG	G	AB	R	H	2B	3B	HR	RBI	SH	SF	HP	BB	SO	SB	CS	E	OBP	SLG
2008	LAD vs. PHI	.118	5	17	3	2	0	0	0	1	0	0	2	3	7	1	0	0	.318	.118
2009	LAD vs. PHI	.250	5	16	2	4	1	0	0	2	0	0	1	1	3	0	0	0	.333	.313
LCS Totals		.182	10	33	5	6	1	0	0	3	0	0	3	4	10	1	0	0	.325	.212
POSTSEASON TOTALS		.214	24	84	12	18	5	0	1	9	0	0	6	11	20	1	0	0	.347	.310

Martin's All-Star Game Record

Year	Country, Site	AVG	G	AB	R	H	2B	3B	HR	RBI	SH	SF	HP	BB	SO	SB	CS	E	OBP	SLG
2007	LAD, San Francisco	.000	1	3	0	0	0	0	0	0	0	0	0	0	1	0	0	0	.000	.000
2008	LAD, New York-AL	.000	1	3	0	1	0	0	0	0	0	1	0	0	0	0	0	0	.333	.333
2011	NY Yankees, Arizona																			
All-Star Game Totals		.000	2	6	0	1	0	0	0	0	1	0	0	0	1	0	0	0	.167	.167

Martin's World Baseball Classic Record

Year	Country, Site	AVG	G	AB	R	H	2B	3B	HR	RBI	SH	SF	HP	BB	SO	SB	CS	E	OBP	SLG
2009	Canada, USA	.222	2	9	3	2	1	0	1	1	0	0	0	1	2	0	0	0	.300	.667
WBC Totals		.222	2	9	3	2	1	0	1	1	0	0	0	1	2	0	0	0	.300	.667

Martin's Career Fielding Record

Position	PCT	G	PO	A	E	TC	PB
Catcher	.991	894	6405	515	64	6984	37
Third Base	.857	15	2	22	4	28	---
Second Base	1.000	1	1	0	0	1	---

Martin's Career Home Run Chart

MULTI-HOMER GAMES: 6; **TWO-HOMER GAMES:** 6, last on 6/10/12 vs. New York-NL; **GRAND SLAMS:** 4, last on 6/5/12 vs. Tampa Bay (James Shields); **PINCH-HIT HR:** 1, on 9/26/08 at San Francisco (Brian Wilson); **INSIDE-THE-PARK HR:** None; **WALK-OFF HR:** 4, last on 9/21/12 vs. Oakland (Sean Doolittle); **LEADOFF HR:** None.

Martin's Postseason Home Run Chart

MULTI-HOME RUN GAMES: None; **TWO-HOMER GAMES:** None; **GRAND SLAMS:** None; **PINCH-HIT HOME RUNS:** None; **INSIDE-THE-PARK HOME RUNS:** None; **WALK-OFF HOME RUNS:** None; **LEADOFF:** None.

JAYSON NIX

NUMBER

17

HEIGHT

5-11

WEIGHT

195

BATS

R

THROWS

R

POSITION

INFIELDER



BIRTHDATE

August 26, 1982

2012 OPENING DAY AGE

29

BIRTHPLACE

Dallas, Texas

RESIDES

Dallas, Texas

M.L. SERVICE

3 years, 127 days

STATUS

- ▶ Signed by the Yankees as a minor league free agent on February 8, 2012...signed through the 2012 season.

2012

- ▶ Hit .243 with 24R, 13 doubles, 4HR and 18RBI in 74 games (29 starts at 3B, 18 at SS, 13 at 2B, 11 in LF and two at DH) with the Yankees.
- ▶ Batted .307 (27-for-88) with 3HR at home and .180 (16-for-89) with 1HR on the road...compiled a .324 average (12-for-37) with runners in scoring position.
- ▶ Was signed to a Major League contract and selected to the Yankees' 25-man roster from Triple-A Scranton/Wilkes-Barre on 5/3.
- ▶ Made the start that night in LF in loss at Kansas City... was his sixth career start in LF and first since 7/21/10 (w/ Cleveland).
- ▶ Hit two-run HR and was 1-for-3 in 5/12 win vs. Seattle, snapping an 0-for-20 stretch dating back to 2011... was his first home run since 6/8/11 at Kansas City (w/ Toronto), snapping a 45AB homerless stretch...became the second player in 2012 (also Raul Ibanez)—and 20th since 2000—to record a HR as their first hit as a Yankee...was his first start at SS since 8/6/09 vs. Los Angeles-AL (w/ Chicago-AL).
- ▶ Went 3-for-4 with a HR in 5/19 loss vs. Cincinnati, tying his career high in hits (eighth time, first since 4/11/11 at Seattle w/ Toronto).
- ▶ Hit game-winning, pinch-hit, three-run double on 7/25 at Seattle, going 1-for-1 with 1R.
- ▶ Went 6-for-10 with 3 doubles with runners in scoring position from 7/25-8/17, driving in seven runs.
- ▶ Missed the final six games of the season (9/28-10/3) with a left hip flexor strain.
- ▶ Began the season with Scranton/WB, batting .233 (7-for-30) with 4RBI in eight games...was placed on the disabled list from 4/5-20 with a left calf contusion.
- ▶ Attended spring training with the Yankees as a non-roster invitee, batting .323 (10-for-31) with 3R, 1 double and 2RBI in 18 games.

BESTS & STREAKS

Hits

3 - 10 times
Last: vs. BAL, 8/1/12

Runs

2 - 15 times
Last: vs. TOR, 9/20/12

2B

2 - 3 times
Last: vs. KC, 8/27/10

3B

1 - vs. CLE, 6/1/11

HR

2 - 3 times
Last: vs. KC, 9/24/10

RBI

4 - 2 times
Last: vs. KC, 8/27/10

BB

4 - vs. NYY, 8/1/09

SO

3 - 15 times
Last: at BAL, 9/9/12

SB

2 - at TOR, 5/18/09

Hitting Streak

8g - 9/7-23/09

"Walk-off" Hits

N/A

PERSONAL

- ▶ Full name Jayson Truitt Edward Nix...brother, Laynce, played with the Phillies organization for the 2012 season...is a 2001 graduate of Midland (Tex.) High School.
- ▶ Was a member of the bronze-medal winning 2008 U.S. Olympic Baseball Team in Beijing, China...was originally selected by Colorado in Compensation Round A (44th overall) of the 2003 First-Year Player Draft.

Nix's Career Playing Record

Year	Club	AVG	G	AB	R	H	2B	3B	HR	RBI	SH	SF	HP	BB	SO	SB	CS	E	OBP	SLG
2001	Casper	.294	42	153	28	45	10	1	5	24	0	2	3	21	43	1	5	16	.385	.471
2002	Asheville	.246	132	487	73	120	29	2	14	79	3	4	9	62	105	14	5	36	.340	.400
2003	Visalia	.281	137	562	107	158	46	0	21	86	3	6	10	54	131	24	8	21	.351	.475
2004	Tulsa	.213	123	456	58	97	17	1	14	58	1	2	12	40	101	14	3	19	.292	.346
2005	Tulsa	.236	131	501	68	118	27	0	11	47	4	6	11	29	92	10	6	18	.289	.355
2006	Colorado Springs	.251	103	358	39	90	14	1	2	26	3	1	3	32	61	15	3	11	.317	.313
2007	Colorado Springs	.292	124	439	80	128	33	2	11	58	7	2	4	31	79	24	8	10	.342	.451
2008	COLORADO	.125	22	56	2	7	2	0	0	2	1	0	1	7	17	1	0	0	.234	.161
	Colorado Springs	.303	67	264	63	80	21	2	17	51	3	4	5	27	64	11	5	7	.373	.591
2009	CHICAGO-AL-a,b	.224	94	255	36	57	11	0	12	32	1	2	4	28	64	10	2	13	.308	.408
	Birmingham	.300	3	10	1	3	0	0	0	3	0	0	0	2	0	0	0	1	.417	.300
	Charlotte	.450	5	20	4	9	1	0	0	5	0	0	0	4	0	1	0	0	.542	.500
2010	CHICAGO-AL	.163	24	49	3	8	1	0	1	5	1	0	0	7	12	0	0	5	.268	.245
	CLEVELAND-c	.234	78	282	29	66	14	0	13	29	2	2	7	13	75	1	2	11	.283	.422
2011	TORONTO-d	.169	46	136	15	23	5	1	4	16	0	1	2	12	42	4	1	3	.245	.309
	Dunedin	.083	3	12	0	1	0	0	0	2	0	0	0	1	3	0	0	0	.154	.083
	Las Vegas	.270	41	163	30	44	12	2	8	29	0	1	4	14	38	3	0	2	.341	.515
2012	Scranton/WB-e	.233	8	30	5	7	4	0	0	4	0	1	1	3	9	0	0	0	.314	.367
	YANKEES	.243	74	177	24	43	13	0	4	18	9	0	2	14	53	6	3	4	.306	.384
Minor League Totals		.260	919	3455	556	900	214	11	103	472	24	29	62	320	726	117	43	141	.332	.386
Major League Totals		.214	338	955	109	204	46	1	34	102	14	5	16	81	263	22	8	36	.285	.371

Selected by Colorado in Compensation Round A (44th overall) of the 2003 First-Year Player Draft.

a – Signed by the Chicago White Sox as a free agent on October 24, 2008.

b – Placed on the 15-day disabled list with a strained right quadriceps from March 27-May 1, 2009.

c – Claimed off waivers by the Cleveland Indians from Chicago-AL on June 24, 2010.

d – Acquired by the Toronto Blue Jays from Cleveland in exchange for cash considerations on April 23, 2011.

e – Signed by the Yankees as a minor league free agent on February 8, 2012.

Nix's Career Fielding Record

Position	PCT	G	PO	A	E	TC	DP
Second base	.988	117	186	310	6	502	69
Third Base	.935	138	91	223	22	336	22
Shortstop	.944	35	45	74	7	126	18
Outfield	.966	22	27	1	1	29	0

Nix's Career Home Run Chart

MULTI-HOMER GAMES: 3; **TWO-HOMER GAMES:** 3, last on 9/24/10 vs. Kansas City; **GRAND SLAMS:** 1, on 5/30/10 at Tampa Bay (James Shields); **PINCH-HIT HR:** None; **INSIDE-THE-PARK HR:** None; **WALK-OFF HR:** None; **LEADOFF HR:** None.

Nix's Postseason Home Run Chart

MULTI-HOME RUN GAMES: None; **TWO-HOMER GAMES:** None; **GRAND SLAMS:** None; **PINCH-HIT HOME RUNS:** None; **INSIDE-THE-PARK HOME RUNS:** None; **WALK-OFF HOME RUNS:** None; **LEADOFF:** None.

IVAN NOVA					
NUMBER	HEIGHT	WEIGHT	BATS	THROWS	
47	6-4	225	R	R	
POSITION					
RIGHT-HANDED PITCHER					

BIRTHDATE

January 12, 1987

2012 OPENING DAY AGE

25

BIRTHPLACE

Palenque, D.R.

RESIDES

San Cristobal, D.R.

M.L. SERVICE

2 years, 35 days

STATUS

- ▶ Signed by the Yankees as a non-drafted free agent on July 15, 2004...signed through the 2012 season.

POSTSEASON NOTES

- ▶ Made his first career postseason start in the deciding Game 5 of the 2011 ALDS vs. Detroit, allowing 2ER in 2.0IP (3H, 0BB, 3K, 2HR) before exiting with a tight right forearm and suffering the loss...was the first Yankees rookie to start a winner-take-all postseason game since Mel Stottlemyre in the 1964 WS at St. Louis, and became only the second rookie pitcher all time to make his first postseason start in a winner-take-all game, joining the Phillies' Marty Bystrom in the 1980 NLCS Game 5 at Houston, according to the *Elias Sports Bureau*.

CAREER NOTES

- ▶ Made his 50th career start in in 7/3/12 loss at Tampa Bay...his 26-7 (.788) record through his first 50 ML starts established the highest winning percentage for any Yankees pitcher in franchise history over their first 50 career starts...also marked the second-highest such winning percentage in Major League history behind the .795 (31-8) mark posted by Roy Oswalt among pitchers who debuted in 1900 or later (credit: *Elias*).
- ▶ Won 16 of his first 20 career decisions, joining Tim Hudson and Roy Oswalt (both 16-4) as the only active pitchers to go 16-4 or better over their first 20 career decisions...the last Yankee was Whitey Ford, who won 18 of his first 20 decisions.
- ▶ Is 16-6 in road games over the last two seasons (2011-12), tying for the fifth-most such wins in the American League over that span...according to *Elias*, Nova's .850 winning percentage (17-3) over his first 30 career starts on the road was the fourth-highest mark all-time for any MLB pitcher, behind Whitey Ford (.909, 20-2), Chris Young (.867, 13-2) and Storm Davis (.864, 19-3).

BESTS & STREAKS

Low hit CG
NA
IP (start)
8.0 - 2 times
Last: vs. TB, 6/6/12
IP (relief)
0.2 - at TOR, 4/19/11
Hits
11 - 3 times
Last: at DET, 8/6/12
Runs
9 - vs. BAL, 7/31/12
BB
6 - at SEA, 7/25/12
SO
12 - vs. CIN, 5/19/12
HR
3 - 2 times
Last: vs. LAA, 7/15/12
Winning Streak
15g - 6/10-4/20/12
Losing Streak
3g - 7/15-8/6/12

2012

- ▶ Was 12-8 with a 5.02 ERA (170.1IP, 95ER) in 28 starts for the Yankees...became just the third Yankees pitcher over the last 80 years to win at least 12 games in a season with an ERA above 5.00: also Randy Johnson (17-11, 5.00 ERA in 2006) and Richard Dotson (12-9, 5.00 ERA in 1988).
- ▶ Held opposing batters to a .169 batting average with runners in scoring position and two outs, allowing only 11H in 65AB...ranked second in the American League in that category among pitchers who made at least 25 starts this year, behind Los Angeles' Jered Weaver (.152).
- ▶ Allowed 87 extra-base hits this season (52 doubles, 7 triples, 28HR), tied with Arizona's Ian Kennedy for most among all Major League hurlers and the most ever surrendered in a season by a Yankees pitcher.
- ▶ Registered a team-high 10 hit-batters, tying for the eighth-most in the AL...hit four batters over his last six starts of the year.
- ▶ Induced 19 double play grounders, second-most on the staff behind Hiroki Kuroda (23)...had just five over his last 15 starts however.

- ▶ Eight of his 12 wins this season came in night games, with Nova going 8-6 with a 5.17 ERA (118.1IP, 68ER) in 19 such starts.

NOVA'S 2012 PITCHING LINES												
Date/Opp	Score	W/L	IP	H	R	ER	HR	BB	K	NP/K	ERA	Left game...
4/9 at BAL*	6-2	W	7.0	10	2	2	1	0	7	92/65	2.57	Leading 6-2
4/15 vs. LAA*	11-5	W	6.0	8	4	4	2	2	8	102/66	4.15	Leading 8-4
4/20 at BOS	6-2	W	6.0	7	2	2	1	0	5	93/64	3.79	Leading 6-2
4/27 vs. DET*	7-6	ND	5.1	11	6	6	0	3	5	101/60	5.18	Trailing 5-4
5/2 vs. BAL*	0-5	L	6.1	9	5	5	2	4	3	114/64	5.58	Trailing 4-0
5/8 vs. TB	5-3	W	7.0	6	2	2	2	2	8	93/59	5.02	Leading 4-2
5/14 at BAL	8-5	ND	5.1	7	5	5	1	3	4	92/55	5.44	Tied 5-5
5/19 vs. CIN	5-6	L	6.0	7	5	5	1	2	12	103/68	5.69	Trailing 5-3
5/25 at OAK	6-3	W	7.0	6	3	3	2	1	4	101/63	5.46	Leading 6-3
5/30 at LAA*	6-5	W	6.2	8	5	5	1	3	2	95/58	5.60	Leading 6-5
6/6 vs. TB	4-1	W	8.0	4	1	1	0	1	5	103/69	5.09	Leading 4-1
6/11 at ATL	3-0	W	7.0	5	0	0	0	1	6	107/61	4.64	Leading 3-0
6/17 at WAS	4-1	W	7.2	7	1	1	1	1	4	97/64	4.32	Leading 4-1
6/23 at NYM*	4-3	ND	5.2	5	3	2	1	3	7	99/61	4.25	Trailing 3-0
6/28 vs. CWS	3-4	ND	7.1	6	2	2	0	3	4	98/58	4.03	Leading 2-1
7/3 at TB*	4-7	L	6.0	10	6	4	1	0	5	102/65	4.05	Trailing 5-4
7/8 at BOS*	7-3	W	6.0	6	2	1	0	2	10	111/73	3.92	Leading 5-2
7/15 vs. LAA	8-10	L	6.0	9	6	6	3	2	3	101/62	4.18	Trailing 5-4
7/20 at OAK*	2-3	ND	6.2	9	2	2	0	1	6	107/78	4.10	Trailing 2-0
7/25 at SEA*	5-2	ND	5.0	2	2	2	0	6	5	107/58	4.08	Trailing 2-1
7/31 vs. BAL*	5-11	L	5.0	10	9	9	1	1	5	93/66	4.53	Trailing 9-5
8/6 at DET	2-7	L	5.1	11	7	7	2	0	5	68/49	4.81	Trailing 4-2
8/11 at TOR	5-2	W	7.1	5	2	2	0	1	10	105/66	4.70	Leading 5-2
8/16 vs. TEX	6-10	ND	5.2	7	4	4	0	4	2	103/59	4.76	Leading 5-4
8/21 at CWS*	3-7	L	6.0	7	6	6	2	2	3	84/53	4.92	Trailing 6-3
9/15 vs. TB*	5-3	W	6.0	4	2	2	1	2	8	85/53	4.85	Leading 4-1
9/22 vs. OAK	10-9	ND	2.1	5	3	3	1	2	2	58/33	4.94	Leading 4-3
9/27 at TOR	0-6	L	4.2	6	4	4	1	2	4	77/51	5.02	Trailing 4-0
2012 Totals	28GS	12-8	170.1	194	100	95	28	56	153		5.02	

*Start came after a Yankees loss / **Bold**=season high / *Italics* = relief

- ▶ Allowed 2HR in 4/15 win vs. Los Angeles-AL, including a two-run homer to Chris Iannetta in the fifth... snapped a streak of 196.2 consecutive innings pitched without allowing a homer with a runner on base that dated back to September 2010.

- ▶ Suffered his first loss on 5/2 at Baltimore, snapping his 15-game winning streak dating back to 6/10/11... was the second-longest winning streak by a Yankee in franchise history, trailing only Roger Clemens (16: 5/26-9/19/01).

- ▶ Struck out a career-high 12 batters in 5/19 loss vs. Cincinnati, including each of his first seven outs... marked the most strikeouts by a Yankee since CC Sabathia on 7/26/11 vs. Seattle (14K)... became the first Yankees pitcher in exactly 79 years to allow at least five runs while fanning at least a dozen batters since Don Brennan also surrendered five runs while striking out 12 St. Louis Browns at the original Yankee Stadium on 5/19/33... also became the fourth Yankee in the Live Ball Era (since 1920) with at least 12K in 6.0IP or less (also A.J. Burnett and Joba Chamberlain in 2009 and Scott Sanderson in 1991).

- ▶ His loss on 7/3 at Tampa Bay snapped a 12-game road winning streak dating back to 6/20/11... had been undefeated in his prior 16 starts on the road, going 12-0 with a 3.17 ERA (105.0IP, 37ER) over the stretch.

- ▶ Went 2-5 with a 7.05 ERA (60.0IP, 47ER) following the All-Star break... had lost six of his 29 career games (28 starts) following the All-Star Break prior to 2012.

- ▶ Lost three straight decisions over five starts from 7/15-8/6... marked the first time in his career he lost consecutive decisions as a *starter* (in 55GS)... according to *Elias*, became one of only three pitchers to avoid losing two straight decisions as a *starter* more than 50 starts into their Yankees career - also David Cone (81 starts) and Whitey Ford (53 starts).

- ▶ Tied a career-high with 3HR allowed on 7/15 vs. Los Angeles-AL, including a first-inning homer surrendered to Erick Aybar which ended a streak of 48 consecutive starts of not allowing a first-inning HR dating back to 9/3/10.

- ▶ Allowed a career-high 9ER on 7/31 vs. Baltimore (5.0IP, 10H, 1HR, 1BB, 5K, 1WP), becoming the first Yankees pitcher to allow at least 9R and 10H in a start since Sergio Mitre on 9/6/09 at Toronto (11H, 11R) and the first Yankee to allow at least 9R in a start at the current Yankee Stadium (previously done by Andy Pettitte exactly four years prior on 7/31/08 vs. the Angels - 9R)... allowed 7R in a 32-pitch second inning, marking the most runs allowed in an inning by a Yankees pitcher since Bartolo Colon allowed 8R in the bottom of the first inning on 7/14/11 at Toronto in a 16-7 Yankees loss.

MOST CONSECUTIVE WINNING DECISIONS BY NYY PITCHER IN FRANCHISE HISTORY

1. Roger Clemens..... 16 (5/26-9/19/2001)
2. **IVAN NOVA..... 15 (6/10/11-4/27/2012)**
3. Whitey Ford..... 14 (6/2-8/10/1961)
Steve Sundra..... 14 (9/22/38-9/20/1939)
Jack Chesbro..... 14 (5/14-7/4/1904)

LONGEST WINNING STREAKS IN MLB (SINCE 1973)

1. Roger Clemens (TOR/NYY) ... 20G (6/3/98-6/1/1999)
2. Jose Contreras (CWS) 17G (8/21/05-7/4/2006)
Johan Santana (MIN) 17G (7/17/04-4/26/2005)
4. Roger Clemens (NYY)..... 16G (5/26-9/19/2001)
Randy Johnson (SEA) 16G (8/11/95-5/2/1997)
Rick Sutcliffe (CHC) 16G (7/4-84-4/14/1985)
- 7. IVAN NOVA (NYY)* 15G (6/10/11-4/27/2012)**

*tied with four others

- ▶ Tied a career-high with 11H allowed in his start at Detroit on 8/6...has previously allowed 11H twice, most previously on on 4/27/11 also against Detroit.
- ▶ Was placed on the 15-day disabled list on 8/23 with inflammation in his right rotator cuff...missed 14 games before being reinstated prior his start on 9/15 at Tampa Bay in which he earned the win.
- ▶ Combined to allow 7ER in 7.0IP over his last two starts (9/22 vs. Oakland and 9/27 at Toronto).
- ▶ Made six official Spring Training starts, going 1-2 with an 8.06 ERA (22.1IP, 20ER)...among all Grapefruit League hurlers, ranked ninth in innings pitched.

Nova's Career Pitching Record

YEAR	CLUB	W	L	ERA	G	GS	CG	SHO	SV	IP	H	R	ER	HR	HB	BB	SO	WP	BK
2005	DSL Yankees 1	0	1	2.29	11	7	0	0	0	39.1	29	11	10	2	3	11	38	5	0
2006	GCL Yankees	3	0	2.72	10	5	0	0	1	43.0	36	13	13	5	3	7	36	3	0
2007	Charleston	6	8	4.98	21	21	0	0	0	99.1	121	64	55	8	6	31	54	4	0
2008	Tampa-a	8	13	4.36	26	24	0	0	0	148.2	168	81	72	6	9	46	109	12	1
2009	Trenton-b	5	4	2.36	12	12	0	0	0	72.1	65	27	19	3	2	31	47	5	3
	Scranton/WB	1	4	5.10	12	12	1	0	0	67.0	72	39	38	4	3	28	43	4	0
2010	Scranton/WB	12	3	2.86	23	23	0	0	0	145.0	135	50	46	10	2	48	115	4	1
	YANKEES	1	2	4.50	10	7	0	0	0	42.0	44	22	21	4	1	17	26	2	0
2011	YANKEES	16	4	3.70	28	27	0	0	0	165.1	163	74	68	13	6	57	98	11	0
	Scranton/WB	1	2	3.38	3	3	0	0	0	16.0	16	6	6	3	0	2	18	6	0
2012	YANKEES-c	12	8	5.02	28	28	0	0	0	170.1	194	100	95	28	10	56	153	6	2
Minor League Totals		36	35	3.70	118	107	1	0	1	630.2	642	291	259	41	28	204	460	43	5
Major League Totals		29	14	4.38	66	62	0	0	0	377.2	401	196	184	45	17	130	277	19	2

Signed by the Yankees as a non-drafted free agent on July 15, 2004.

a – Selected by the San Diego Padres in the Rule 5 Draft on December 11, 2008.

b – Returned to the Yankees on March 29, 2009.

c – Placed on the 15-day disabled list with inflammation in his right rotator cuff from 8/23-9/15.

Nova's Division Series Record

Year	Club vs. Opp.	W	L	ERA	G	GS	CG	SHO	SV	IP	H	R	ER	HR	HP	BB	SO	WP	BK
2011	NYY vs. DET	1	1	4.32	2	1	0	0	0	8.1	7	4	4	2	0	4	8	0	0

Nova's Regular Season Batting Record

Year	Team	AVG	G	AB	R	H	2B	3B	HR	RBI	SH	SF	HP	BB	SO	SB	CS
2012	Yankees	.000	28	7	0	0	0	0	0	0	2	0	0	0	6	0	0
Major League Totals		.000	66	11	0	0	0	0	0	0	3	0	0	0	10	0	0

Nova's Career Fielding Record

Position	PCT	G	PO	A	E	TC	DP
Pitcher	.970	66	30	35	2	48	2

ANDY PETTITTE



NUMBER

46

HEIGHT

6-5

WEIGHT

225

BATS

L

THROWS

L

POSITION

LEFT-HANDED PITCHER

BIRTHDATE

June 15, 1972

2012 OPENING DAY AGE

39

BIRTHPLACE

Baton Rouge, La.

RESIDES

Deer Park, Tex.

M.L. SERVICE

16 years, 144 days

COLLEGE

San Jacinto JC (Tex.)

CAREER HIGHLIGHTS

ALCS MVP

► 2001

A.L. All-Star Team

► 1996, 2001, 2010

Sporting News

A.L. All-Star Team

► 1996, 2003

STATUS

- Signed as a minor league free agent by the Yankees to a one-year contract on March 16, 2012...contract extends through 2012.

POSTSEASON NOTES

- Is 19-10 with a 3.83 ERA in 42 career postseason starts, ranking first all time in wins, starts and innings pitched (263.0), and third in strikeouts (173)...26 of his starts have been "quality" (6.0-or-more IP, 3ER or less)...is 6-2 with a 3.95 ERA (70.2IP, 31ER) in 12 starts in possible series clinchers, recording the most series-clinching wins all time.
- Went undefeated in eight straight postseason starts from 10/5/05 (Game 1 of 2005 ALDS w/Houston at Atlanta) through 10/7/10 (Game 2 of 2010 ALDS w/the Yankees at Minnesota)...is tied for the third-longest streak all time of postseason starts without a loss.
- Has appeared in eight World Series, second only to Whitey Ford who pitched in 11.
- As a Yankee, is 17-8 with a 3.86 ERA in 36 career postseason starts (223.2IP, 96ER)... is the Yankees' all-time postseason leader in wins, starts, innings pitched and strikeouts (148).
- Was a member of his fifth World Championship team in 2009, going 4-0 with a 3.52 ERA (30.2IP, 12ER) in five postseason starts... became the second Yankees pitcher (also David Wells, 4-0 in 1998) and the 14th pitcher in Major League history to win four-or-more games in a single postseason... became the first pitcher ever to start and win all three clinching games in a single postseason (ALDS, ALCS and WS)... following the playoffs, donated his postseason hat to the Baseball Hall of Fame.
- Is one of 10 pitchers all time to own two World Series-clinching wins (1998, 2009)...is 3-0 with a 1.19 ERA (22.2IP, 3ER) in World Series starts on short rest.

BESTS & STREAKS

Low-hit CG

2 - vs. OAK, 5/29/00

IP (start)

9.0 - 21 times
Last: vs. CHC, 8/16/06

IP (relief)

3.1 - at BOS, 5/13/95

Hits

14 - at BOS, 4/15/01

Runs

10 - 3 times
Last: vs. KC, 6/7/08

BB

7 - 2 times
Last: at TOR, 7/19/98

SO

12 - 2 times
Last: at TB, 7/28/02

HR

4 - vs. TB, 5/7/09

Winning Streak

8g - 2 times
Last: 6/14-7/29/03

Losing Streak

5g - 8/26-9/16/08

CAREER NOTES

- Has posted a record of .500 or better in 17 consecutive seasons... accomplished the feat while also making at least 15 starts in 16 straight years to start his Major League career from 1995-2011, surpassing Cy Young (15 seasons, 1890-1904) and Tom Seaver (15, 1967-81) for the longest such streak in Major League history... posted a winning record in each of his first 13 Major League seasons (1995-2007), marking the third-longest streak of consecutive winning seasons to start a Major League career behind Grover Alexander (17) and Cy Young (15).
- Among active Major League pitchers, ranks first in wins (245), starts (491) and strikeouts (2,320), and second in IP (3,130.2)... among active lefthanders, is first in wins, starts, IP and strikeouts.
- Owns a .633 (245-142) career winning percentage, eighth-best among all lefthanders who began their careers in 1950 or later (min: 140 decisions).
- Has recorded 208 wins as a Yankee, third-most in franchise history and the most for any pitcher with his current club (credit: *Elias Sports Bureau*)... ranks second in strikeouts (1,892), second in games started (408), fourth in IP (2,611.0), and seventh in appearances (417)... is the only pitcher drafted by the Yankees to win 200 games in the Majors.

- ▶ Has now made at least one start in 14 different seasons with the Yankees (1995-2003, '07-10, '12)... is just the third pitcher in Yankees franchise history to accomplish the feat, joining Whitey Ford (16 seasons) and Red Ruffing (15).
- ▶ As a Yankee, is 86-49 (.694) in regular season starts immediately following a team loss (credit: *Elias*).

PETTITTE'S 2012 PITCHING LINES													
Date/Opp	Score	W/L	IP	H	R	ER	HR	BB	K	NP/K	ERA	Left game...	
5/13 vs. SEA	2-6	L	6.1	7	4	4	2	3	2	94/60	5.68	Trailing 4-1	
5/18 vs. CIN*	4-0	W	8.0	4	0	0	0	1	9	115/78	2.51	Leading 4-0	
5/23 vs. KC	8-3	W	7.0	7	2	2	2	1	8	98/71	2.53	Leading 8-2	
5/29 at LAA*	1-5	L	7.0	9	5	5	2	0	3	108/73	3.49	Trailing 4-1	
6/5 vs. TB	7-0	W	7.1	2	0	0	0	2	10	103/70	2.78	Leading 7-0	
6/10 vs. NYM	5-4	ND	6.0	5	3	2	0	2	8	95/60	2.81	Trailing 3-0	
6/16 at WAS	5-3	ND	7.0	5	2	2	0	3	6	95/61	2.77	Leading 3-2	
6/22 at NYM*	4-6	L	6.0	7	5	5	1	2	6	102/64	3.29	Trailing 5-1	
6/27 vs. CLE	5-4	ND	4.0	3	2	1	0	1	7	64/44	3.22	Leading 2-1	
9/19 vs. TOR	4-2	W	5.0	4	0	0	0	2	3	75/46	2.97	Leading 3-0	
9/24 at MIN*	6-3	W	6.0	7	0	0	1	1	3	88/53	2.71	Leading 6-0	
9/29 at TOR	2-3	L	5.2	5	3	3	1	3	4	94/56	2.87	Tied 2-2	
2012 Totals	12GS	5-4	75.1	65	26	24	8	21	69		2.87		


*start came after a Yankees loss / **Bold-season high** / (CG) complete game

- ▶ Over the last 11 years (2002-12), has posted a 130-77 (.628) record with a 3.74 ERA (1681.0IP, 698ER), tying for 10th in wins among all Major League pitchers over the span—despite missing all of 2011.
- ▶ Is currently 103 games over .500 (245-142)...is the only pitcher currently on a Major League 40-man roster and one of 26 pitchers all-time at least 100 games over .500...of those other pitchers, 18 are in the Hall of Fame (Grover Alexander, Three-Fingered Brown, John Clarkson, Bob Feller, Whitey Ford, Lefty Grove, Eddie Johnson, Tim Keefe, Juan Marichal, Christy Mathewson, Joe McGinnity, Kid Nichols, Jim Palmer, Edlie Plank, Old Hoss Radbourn, Tom Seaver, Warren Spahn and Cy Young)... six are not yet eligible (Roger Clemens, Tom Glavine, Randy Johnson, Greg Maddux, Pedro Martinez and Mike Mussina)... and one remains eligible for the HOF ("Parisian Bob" Caruthers, who went 218-99 from 1884-92).
- ▶ Has won 49.6% of his 491 career starts (is 244-141 in his starts), marking the third-best percentage among active pitchers with at least 250 career games started (Roy Halladay-51.9% and teammate CC Sabathia - 49.8%).
- ▶ According to *Elias*, became the fifth player in franchise history to play for the team in his 20s, 30s and 40s, joining Spud Chandler, Red Ruffing, Jorge Posada and Mariano Rivera...also became the first ever Yankee to play for the team before the age of 23 and after the age of 40.
- ▶ Has a .682 (120-56) career winning percentage and a 3.64 ERA (1437.0IP, 581ER) after the All-Star break compared to a .592 (125-86) career mark and a 4.04 ERA (1693.2IP, 760ER) before the break.
- ▶ Owns the best all-time career winning pct. vs. the AL East (86-38, .694) among pitchers with at least 75 such decisions.
- ▶ With 245 career wins, trails only Ted Lyons (260) all time among Louisiana-born pitchers...former Yankees lefty Ron "Louisiana Lightning" Guidry finished with 170 wins.
- ▶ Has recorded the most pickoffs (102) in the Majors since they became an official stat in 1974.
- ▶ Has made an all-time franchise high 141 consecutive starts as a Yankee without throwing a complete game, according to the *Elias Sports Bureau*...last completed a game as a Yankee on 8/9/03 vs. Seattle in a 2-1 Mariners victory... also has made 140 consecutive career starts without a complete game (last CG on 8/16/06 w/ Houston vs. Chicago-NL in a 1-0 Cubs victory), marking the longest active stretch in the Majors and the 11th longest since 1920 according to www.baseball-reference.com.

2012

- ▶ Made 12 starts, going 5-4 with a 2.87 ERA (75.1IP, 24ER)...allowed 3ER or less in nine of his 12 starts, 2ER or less in eight starts and 1ER or less in five starts, holding his opponent scoreless four times...55 of his 69K came on swinging third strikes...opponents batted .232 (65-for-280, 8HR); LH .202 (17-for-84, 2HR), RH .245 (48-for-196, 6HR)...missed nearly three months of the season with a fractured left ankle (6/28-9/19).
- ▶ Signed a minor league contract with the Yankees on 3/16...prior to joining the 25-man Major League roster, combined to make four official minor league starts with Triple-A Scranton/Wilkes-Barre, Double-A Trenton and Single-A Tampa, going 0-2 with a 3.71ERA (17.0IP, 7ER, 3BB, 13K)...also made two unofficial, extended spring training starts, and did not record a decision, allowing 7ER in 10.2IP (0BB, 13K).
- ▶ With his season debut on 5/13 vs. Seattle at age 39, became the oldest player to appear in a game with the Yankees after not playing in the Majors the previous season since Bert Campaneris at age 41 in 1983.
- ▶ Earned the win on 5/18 vs. Cincinnati (8.0IP, 4H, 0R, 1BB, 9K)...marked his first career start with at least 8.0 scoreless innings, four-or-fewer hits and at least 9K...was his longest outing since 7/8/10 at Seattle (8.0IP) and his longest scoreless outing since 7/8/08 vs. Tampa Bay (8.0IP, 4H, 0R, 0BB, 5K) in a 5-0 win...snapped a five-start regular season winless streak in recording his first victory since 7/8/10 at Seattle...according to *STATS, LLC*, had a span of 680 days between wins, marking the most by a Yankee since Carl Pavano went 687 days between victories (5/22/05-4/9/07).

- ▶ Earned his 242nd career win on 5/23 at Kansas City, surpassing Herb Pennock (241) for sole possession of 52nd place on Baseball's all-time wins list (7.0IP, 7H, 2ER, 1BB, 8K, 2HR)...improved to 9-0 with a 3.50 ERA (92.2IP, 36ER) in his last 13 starts vs. Kansas City (since 9/4/00), marking the longest such winning streak vs. the Royals in franchise history (credit: *Elias*)...allowed a home run to the Royals' Billy Butler in the fourth inning, snapping a 12.0-inning scoreless stretch dating back to his season debut on 5/13 vs. Seattle.
- ▶ Recorded 8K on 6/10 vs. New York-NL, marking his fourth consecutive home start in which he struck out at least eight batters (since 5/18)...was a career-high streak and just the second time in the last nine years that a Yankees pitcher compiled such a stretch (also CC Sabathia, four straight, from 6/25-7/26/11).
- ▶ Celebrated his 40th birthday on 6/15...on 6/16 at Washington, became the first Yankees pitcher, age 40 or older, to make a start for the team since Roger Clemens did so on 9/16/07 at Boston at the age of 45...prior to Clemens, the last two 40-year-old pitchers to make a start for the Yankees were Randy Johnson in 2006 (age 43) and Kevin Brown in 2005 (age 40).
- ▶ Made his 52nd career Interleague start on 6/16 at Washington, surpassing Livan Hernandez (51) for the most Interleague starts all-time in MLB history.
- ▶ Made his first career start at Citi Field (opened in 2009) in 6/22 loss at New York-NL, marking the 40th different ballpark that he has pitched in...has earned the win as a *Yankee* in 23 different ballparks in his career, the most for any pitcher in franchise history (credit: *Elias*).
- ▶ Was removed from the game in the fifth inning on 6/27 vs. Cleveland after being hit in the left ankle by a ground ball off the bat of Casey Kotchman...was placed on the 60-day disabled list with a fractured left ankle on 6/28 and reinstated from the D.L. prior to his start on 9/19 vs. Toronto, missing 72 team games.
- ▶ Made his 415th career appearance as a *Yankee* on 9/19 vs. Toronto, tying Bob Shawkey for seventh on the Yankees' all-time list...also earned his 244th career win, tying Jack Powell for 50th on Baseball's all-time list.
- ▶ On 9/19 vs. Toronto, snapped a five-start stretch in which he struck out at least six batters a game from 6/5-6/27...had been the longest such streak of his career (accomplished twice before on 8/1-21/06 with Houston and 8/30-9/18/96 with the Yankees).



**MOST WINS
YANKEES FRANCHISE HISTORY**

1. Whitey Ford 236
2. Red Ruffing 231
- 3. ANDY PETTITTE 208**
4. Lefty Gomez 189
5. Ron Guidry.....170

10-WIN SEASONS AS A YANKEE

1. Whitey Ford (LHP) 13
- ANDY PETTITTE (LHP) 13**
2. Red Ruffing (RHP) 12

PERSONAL

- ▶ Full name is Andrew Eugene Pettitte...he and his wife, Laura, have four children: sons Joshua Blake (17), Jared (13) and Luke Jackson (6), and daughter, Lexy Grace (11)...was selected by the Yankees in the 22nd round of the 1990 First-Year Player Draft, but chose to attend San Jacinto (Texas) Junior College...was eventually signed by Joe Robison on 5/25/91...graduated from Deer Park (Texas) High School...his father-in-law has been the pastor of the same Deer Park Baptist church for more than 40 years...Andy and Laura are members of the church, where they teach youth classes and sing in the choir.
- ▶ Participated in a game of Tee Ball on the White House South Lawn during the summer of 2005 while the Astros were in town playing the Washington Nationals...the game featured teams from Little League Baseball's Challenger Division for physically and mentally disabled children...President George W. Bush was in attendance.
- ▶ Was honored by the New York Sports Photographers with the "Good Guy" Award for 1996...also received a special recognition award for his work with the RBI program in 1996...received the 2003 Warren Spahn Award, given annually to the top left-handed pitcher in baseball, from the Oklahoma Sports Museum...tabbed by the Houston Chapter of the BBWAA as the "Greater Houston Major League Player of the Year" in 1996 and again in 2003...named the Astros' recipient of the 2005 Roberto Clemente Award and one of 30 nominees for the award...also in 2005, was Houston's nominee for the Marvin Miller "Man of the Year" Award...received the Thurman Munson Award in 2006, presented by the Association for the Help of Retarded Children...honored along with teammates Derek Jeter, Mariano Rivera and Jorge Posada with the 2009 "Willie, Mickey and the Duke" Award from the New York Baseball Writer's Association of America.
- ▶ Is an active supporter of the San Jacinto College Foundation, a non-profit corporation that helps to enhance the level of achievement at the college he attended...as the official spokesman of the fund's annual gold tournament, the foundation has raised over \$550,000 since 1996...visited the St. Cabrini Nursing Home in New York in April 2008...joined Joba Chamberlain, Phil Hughes and Brian Cashman at Memorial Sloan-Kettering Cancer Center in September 2009.



MOST POSTSEASON WINS ALL-TIME

1. **ANDY PETTITTE** 19
2. John Smoltz..... 15
3. Tom Glavine..... 14
4. Roger Clemens..... 12
5. Greg Maddux 11
- Curt Schilling..... 11

MOST POSTSEASON STARTS ALL-TIME

1. **ANDY PETTITTE** 42
2. Tom Glavine..... 35
3. Roger Clemens..... 34
4. Greg Maddux 30
5. John Smoltz..... 27

ALL-TIME WINS LIST

49. Dennis Martinez 245
- ANDY PETTITTE**..... 245
51. Jack Powell 244
52. Juan Marichal..... 243
53. Herb Pennock 241

MOST WINS, ACTIVE PITCHERS

1. **ANDY PETTITTE** 245
2. Roy Halladay 199
3. Tim Hudson 197
4. CC SABATHIA..... 191
5. Liván Hernández..... 178

Pettitte's Career Pitching Record

Year	Club	W	L	ERA	G	GS	CG	SHO	SV	IP	R	ER	HR	HP	BB	SO	WP	BK	
1991	GCL Yankees	4	1	0.98	6	6	0	0	0	36.2	16	6	4	0	1	8	51	4	6
	Oneonta	2	2	2.18	6	6	1	0	0	33.0	33	18	8	1	0	16	32	4	0
1992	Greensboro	10	4	2.20	27	27	2	1	0	168.0	141	53	41	4	5	55	130	11	2
1993	Prince William	11	9	3.04	26	26	2	1	0	159.2	146	68	54	7	5	47	129	8	1
	Albany	1	0	3.60	1	1	0	0	0	5.0	5	4	2	0	0	2	6	0	0
1994	Albany	7	2	2.71	11	11	0	0	0	73.0	60	32	22	5	1	18	50	5	1
	Columbus	7	2	2.98	16	16	3	0	0	96.2	101	40	32	3	2	21	61	5	0
1995	YANKEES	12	9	4.17	31	26	3	0	0	175.0	183	86	81	15	1	63	114	8	1
	Columbus	0	0	0.00	2	2	0	0	0	11.2	7	0	0	0	0	0	8	1	0
1996	YANKEES	*21	8	3.87	35	34	2	0	0	221.0	229	105	95	23	3	72	162	6	1
1997	YANKEES	18	7	2.88	35	#35	4	1	0	240.1	233	86	77	7	3	65	166	7	0
1998	YANKEES	16	11	4.24	33	32	5	0	0	216.1	226	110	102	20	6	87	146	5	0
1999	Tampa	1	0	0.00	1	1	0	0	0	5.0	4	0	0	0	0	2	8	0	0
	YANKEES - a	14	11	4.70	31	31	0	0	0	191.2	216	105	100	20	3	89	121	3	1
	YANKEES - b	19	9	4.35	32	32	3	1	0	204.2	219	111	99	17	4	80	125	2	3
2001	YANKEES - c	15	10	3.99	31	31	2	0	0	200.2	224	103	89	14	6	41	164	2	2
2002	YANKEES - d	13	5	3.27	22	22	3	1	0	134.2	144	58	49	6	4	32	97	2	1
	Tampa	0	0	0.00	2	2	0	0	0	5.0	3	0	0	0	0	4	0	0	0
	Norwich	0	0	1.42	1	1	0	0	0	6.1	2	1	1	0	0	0	5	0	0
2003	YANKEES	21	8	4.02	33	33	1	0	0	208.1	227	109	93	21	1	50	180	5	0
2004	HOUSTON - e,f,g,h	6	4	3.90	15	15	0	0	0	83.0	71	37	36	8	0	31	79	4	0
	Round Rock	0	0	2.25	2	2	0	0	0	8.0	4	2	2	1	0	2	9	0	0
2005	HOUSTON	17	9	2.39	33	33	0	0	0	222.1	188	66	59	17	3	41	171	2	0
2006	HOUSTON	14	13	4.20	36	#35	2	1	0	214.1	238	114	100	27	2	70	178	2	1
2007	YANKEES - i	15	9	4.05	36	#34	0	0	0	215.1	238	106	97	16	1	69	141	3	0
2008	YANKEES - j	14	14	4.54	33	33	0	0	0	204.0	233	112	103	19	7	55	158	6	1
2009	YANKEES	14	8	4.16	32	32	0	0	0	194.2	193	101	90	20	4	76	148	3	0
2010	YANKEES - k	11	3	3.28	21	21	0	0	0	129.0	123	52	47	13	3	41	101	2	0
	Trenton	0	0	2.00	2	2	0	0	0	9.0	8	2	2	1	0	1	8	3	0
2012	Tampa	0	0	1.29	2	2	0	0	0	7.0	4	1	1	0	0	0	5	1	0
	Trenton	0	1	5.40	1	1	0	0	0	5.0	7	4	3	0	0	1	3	0	0
	Scranton/WB	0	1	5.40	1	1	0	0	0	5.0	8	5	3	0	0	2	5	0	0
	YANKEES - l, m	5	4	2.87	12	12	0	0	0	75.1	65	26	24	8	0	21	69	1	0
Minor League Totals		43	22	2.49	105	105	8	2	0	625.0	531	234	173	21	14	174	506	39	10
AL Totals		208	116	3.95	417	408	23	3	0	2611.0	2753	1270	1146	219	46	841	1892	55	10
NL Totals		37	26	3.38	84	83	2	1	0	519.2	497	217	195	52	5	142	428	8	1
Major League Totals		245	142	3.86	501	491	25	4	0	3130.2	3250	1487	1341	271	51	983	2320	63	11

*Denotes league leader #Tied for league lead

Selected by the New York Yankees in the 22nd round of the June 1990 free-agent draft; signed on May 25, 1991.

- a – Placed on disabled list, April 4-17, 1999 with a strained left elbow.
 b – Placed on disabled list, April 13-26, 2000 with a back strain.
 c – Placed on disabled list, June 16-July 1, 2001 with a strained left groin.
 d – Placed on disabled list, April 21-June 14, 2002 with left elbow tendinitis.
 e – Signed by Houston as a free agent on Dec. 12, 2003.
 f – Placed on disabled list, April 10-29, 2004 with a strained left elbow.
 g – Placed on disabled list, May 31-June 29, 2004 with a strained left forearm.
 h – Placed on disabled list, August 18, 2004 through remainder of season with left elbow surgery.
 i – Signed by New York (AL) as a free agent on December 21, 2006.
 j – Placed on the disabled list from March 31 - April 5, 2008 with lower back spasms.
 k – Placed on the 15-day disabled list from July 20 (retroactive to July 19)-September 18, 2010 with a strained left groin.
 l – Signed by the Yankees as a minor league free agent on March 16, 2012.
 m – Placed on the 60-day disabled list from June 28 - September 19, 2012 with a fractured left ankle

Pettitte's Division Series Record

Year	Club vs. Opp.	W	L	ERA	G	GS	CG	SHO	SV	IP	H	R	ER	HR	HP	BB	SO	WP	BK
1995	NYY vs. SEA	0	0	5.14	1	1	0	0	0	7.0	9	4	4	1	0	3	0	0	0
1996	NYY vs. TEX	0	0	5.68	1	1	0	0	0	6.1	4	4	4	2	0	6	3	1	0
1997	NYY vs. CLE	0	2	8.49	2	2	0	0	0	11.2	15	11	11	1	0	1	5	0	0
1998	NYY vs. TEX	1	0	1.29	1	1	0	0	0	7.0	3	1	1	0	0	0	8	0	0
1999	NYY vs. TEX	1	0	1.23	1	1	0	0	0	7.1	7	1	1	1	0	0	5	0	0
2000	NYY vs. OAK	1	0	3.97	2	2	0	0	0	11.1	15	5	5	0	0	3	7	0	0
2001	NYY vs. OAK	0	1	1.42	1	1	0	0	0	6.1	7	1	1	1	0	2	4	0	0
2002	NYY vs. ANA	0	0	12.00	1	1	0	0	0	3.0	8	4	4	2	0	0	1	0	0
2003	NYY vs. MIN	1	0	1.29	1	1	0	0	0	7.0	4	1	1	1	0	3	10	1	0
2005	HOU vs. ATL	1	0	3.86	1	1	0	0	0	7.0	4	3	3	2	0	2	6	0	0
2007	NYY vs. CLE	0	0	0.00	1	1	0	0	0	6.1	7	0	0	0	0	2	5	0	0
2009	NYY vs. MIN	1	0	1.42	1	1	0	0	0	6.1	3	1	1	0	0	1	7	0	0
2010	NYY vs. MIN	1	0	2.57	1	1	0	0	0	7.0	5	2	2	1	0	1	4	0	0
Division Series Totals		7	3	3.65	15	15	0	0	0	93.2	91	38	38	12	0	24	65	2	0

Pettitte's League Championship Series Record

Year	Club vs. Opp.	W	L	ERA	G	GS	CG	SHO	SV	IP	H	R	ER	HR	HP	BB	SO	WP	BK
1996	NYY vs. BAL	1	0	3.60	2	2	0	0	0	15.0	10	6	6	4	0	5	7	0	1
1998	NYY vs. CLE	0	1	11.57	1	1	0	0	0	4.2	8	6	6	4	0	3	1	0	0
1999	NYY vs. BOS	1	0	2.45	1	1	0	0	0	7.1	8	2	2	0	0	1	5	0	0
2000	NYY vs. SEA	1	0	2.70	1	1	0	0	0	6.2	9	2	2	0	0	1	2	0	0
2001	NYY vs. SEA	2	0	2.51	2	2	0	0	0	14.1	11	4	4	0	0	2	8	0	0
2003	NYY vs. BOS	1	0	4.63	2	2	0	0	0	11.2	17	6	6	2	0	4	10	0	0
2005	HOU vs. STL	0	1	5.11	2	2	0	0	0	12.1	15	7	7	1	1	4	6	0	0
2009	NYY vs. LAA	1	0	2.84	2	2	0	0	0	12.2	14	4	4	2	0	2	8	0	0
2010	NYY vs. TEX	0	1	2.57	1	1	0	0	0	7.0	5	2	2	1	0	0	5	0	0
LCS Totals		7	3	3.83	14	14	0	0	0	91.2	97	39	39	14	1	22	52	0	1

Pettitte's World Series Record

Year	Club vs. Opp.	W	L	ERA	G	GS	CG	SHO	SV	IP	H	R	ER	HR	HP	BB	SO	WP	BK
1996	NYY vs. ATL	1	1	5.91	2	2	0	0	0	10.2	11	7	7	1	0	4	5	0	0
1998	NYY vs. SD	1	0	0.00	1	1	0	0	0	7.1	5	0	0	0	0	3	4	0	0
1999	NYY vs. ATL	0	0	12.27	1	1	0	0	0	3.2	10	5	5	0	0	1	1	1	0
2000	NYY vs. NYM	0	0	1.98	2	2	0	0	0	13.2	16	5	3	0	1	4	9	0	0
2001	NYY vs. ARI	0	2	10.00	2	2	0	0	0	9.0	12	10	10	1	1	2	9	0	0
2003	NYY vs. FLA	1	1	0.57	2	2	0	0	0	15.2	12	3	1	0	0	4	14	0	0
2005	HOU vs. CWS	0	0	3.00	1	1	0	0	0	6.0	8	2	2	0	0	0	4	0	0
2009	NYY vs. PHI	2	0	5.40	2	2	0	0	0	11.2	9	7	7	3	0	8	10	1	0
World Series Totals		5	4	4.06	13	13	0	0	0	77.2	83	39	35	5	2	26	56	2	0
POSTSEASON TOTALS		19	10	3.83	42	42	0	0	0	263.0	271	116	112	31	3	72	173	4	1

Pettitte's All-Star Game Record

Year	Club, Site	W	L	ERA	G	GS	CG	SHO	SV	IP	H	R	ER	HR	HP	BB	SO	WP	BK
1996	NYY, Philadelphia																		
2001	NYY, Seattle	0	0	0.00	1	0	0	0	0	1.0	1	0	0	0	0	0	1	0	0
2010	NYY, Los Angeles (AL)	0	0	0.00	1	0	0	0	0	1.0	1	0	0	0	0	0	2	0	0
All-Star Game Totals		0	0	0.00	2	0	0	0	0	2.0	2	0	0	0	0	0	3	0	0


Pettitte's Regular Season Batting Record

Year	Team	AVG	G	AB	R	H	2B	3B	HR	RBI	SH	SF	HP	BB	SO	SB	CS
2012	YANKEES	.250	3	4	0	1	0	0	0	0	0	1	0	0	2	0	0
Major League Totals		.139	501	194	6	27	6	0	1	13	34	1	0	6	65	0	0

Pettitte's Career Fielding Record

Position	PCT	G	PO	A	E	TC	DP
Pitcher	.952	501	123	513	32	667	31

DAVID PHELPS				
NUMBER	HEIGHT	WEIGHT	BATS	THROWS
41	6-2	200	R	R
POSITION				
RIGHT-HANDED PITCHER				



BIRTHDATE

October 9, 1986

2012 OPENING DAY AGE

25

BIRTHPLACE

St. Louis, Mo.

RESIDES

Hazelwood, Mo.

M.L. SERVICE

156 days (Rookie)

COLLEGE

Notre Dame

CAREER HIGHLIGHTS

Kevin Lawn Award
Yankees "Minor
League Pitcher
of the Year"

▶ 2010

STATUS

▶ Selected by the Yankees in the 14th round of the 2008 First-Year Player Draft...signed through the 2012 season.

2012

- ▶ Made his first career Opening Day roster and combined to go 4-4 with a 3.34 ERA (99.2IP, 37ER) in three stints with the Yankees (4/6-6/14, 6/29-7/4 and 7/18-10/3).
- ▶ His 3.34 ERA marked the third-lowest ERA among all American League rookie pitchers (min. 95.0IP) and the fourth-lowest in the Majors...ranked second among AL rookies in opponents batting average against (.223) and eighth in strikeouts (96).
- ▶ As a starter, went 2-2 with a 3.77 ERA (57.1IP, 24ER) in 11 starts...also went 2-2 with a 2.76 ERA (42.1IP, 13ER) in 22 appearances out of the bullpen.
- ▶ Went undefeated over his last six starts of the season, going 1-0 with a 4.41 ERA (32.2IP, 16ER), allowing 3ER or less in four of those outings...held his opponents to a .216 (25-for-116) batting average over the stretch.
- ▶ Opponents scored in the first inning in five of his last eight starts after being held scoreless in each of Phelps' first three starts to begin the season...allowed the first run of the game in eight of his 11 career starts.
- ▶ In 22 relief appearances, went 2-2 with a 2.76 ERA (42.1IP, 13ER), holding opponents scoreless in 14 of those contests...opponents batted just .209 (32-for-153)...retired 15-of-22 first batters faced and stranded nine of his 16 inherited runners.
- ▶ Made his Major League debut in 4/8 loss at Tampa Bay, retiring both batters faced in the eighth inning (0.2IP, 1K).
- ▶ Retired all seven batters faced in relief of Freddy Garcia in 4/10 win at Baltimore (2.1IP, 4K), including four straight batters on called third strikes...according to the *Elias Sports Bureau*, became just the second Major League pitcher since 2007 to accomplish the feat, joining the Rockies' Jhoulys Chacin, who did so in 2011.
- ▶ Retired each of his first 13 batters faced in the Majors prior to allowing a solo HR to Vernon Wells on 4/14 at Los Angeles-AL...according to *Elias*, marked the longest streak of consecutive batters retired to begin a Major League career by a Yankee pitcher over the last 50 years.
- ▶ Allowed just 1H in 5.1IP in relief in 4/14 loss at Los Angeles-AL (1H, 1ER, 2BB, 4K, 1HR, 1WP)...according to *ESPN Research*, the last Yankee to pitch at least 5.1 innings in relief and allow just 1H was Steve Shields on 6/8 vs. Boston (5.2IP)...was the longest relief outing by a Yankee since Hector Noesi tossed 6.0 innings of relief in 6/7/11 loss vs. Boston.
- ▶ Earned his first Major League win on 5/14 at Baltimore, tossing 1.0 scoreless inning (3H, 1K).
- ▶ Did not allow a run in nine consecutive relief appearances from 7/19-9/23 (12.1IP, 5H, 4BB, 15K).

BESTS & STREAKS

Low-hit CG

NA

IP (start)

6.2 - 2 times

Last: at TOR, 9/19/12

IP (relief)

5.1 - vs. LAA, 4/14/12

Hits

7 - vs. BOS, 8/18/12

Runs (start)

5 - at BAL, 9/6/12

Runs (relief)

3 - 2 times

Last: at TEX 4/25/12

BB

6 - vs. BAL, 9/1/12

SO

8 - at TB, 7/4/12

HR

2 - 3 times

Last: at BAL, 9/6/12

Winning Streak

2g - 7/25-8/13/12

Losing Streak

2g - 6/2-29/12

Consecutive Saves

N/A

- ▶ Recorded two pickoffs in his start on 8/13 vs. Texas, becoming the first Yankees right-handed pitcher to accomplish the feat since Scott Kamieniecki did so in his Major League debut on 6/18/91 (credit: *STATS, Inc.*).

PHELPS' 2012 STARTING PITCHING LINES													
Date/Opp	Score	W/L	IP	H	R	ER	HR	BB	K	NP/K	ERA	Left game	
5/13 vs. SEA	2-6	L	6.1	7	4	4	2	3	2	94/60	5.68	Trailing 4-1	
5/3 at KC*	3-4	L	4.0	6	2	2	1	0	5	85/55	4.50	Trailing 2-1	
5/9 vs. TB	1-4	ND	4.2	3	0	0	0	4	3	89/54	2.08	Leading 1-0	
7/4 at TB*	4-3	ND	4.1	2	1	1	0	3	8	81/47	2.08	Trailing 1-0	
8/13 vs. TEX*	8-2	W	5.0	6	2	2	1	1	3	78/51	2.53	Leading 5-2	
8/18 vs. BOS	1-4	L	6.2	7	3	3	1	0	7	95/63	2.69	Trailing 3-1	
8/27 vs. TOR	7-8	ND	6.1	5	4	4	2	1	7	88/60	2.96	Leading 6-3	
9/1 vs. BAL	4-3	ND	4.2	3	3	3	1	6	3	98/50	3.13	Trailing 3-1	
9/6 at BAL	6-10	ND	4.0	6	5	5	2	2	3	73/44	3.55	Trailing 5-1	
9/12 at BOS*	5-4	W	5.2	5	1	1	0	1	5	93/59	3.42	Leading 3-1	
9/19 vs. TOR	2-1	ND	6.2	3	1	1	0	3	6	110/65	3.24	Tied 1-1	
10/2 vs. BOS	4-3	ND	5.1	3	2	2	0	2	4	86/50	3.77	Trailing 2-1	
Starting Totals	11GS	2-2	57.1	49	24	24	8	23	54		3.77		

*start came after a Yankees loss/**Bold-season high** / (CG) complete game

- ▶ Allowed a career-high 6BB on 9/1 vs. Orioles, after walking just one batter over his previous 17.2IP (credit: *Elias*).
- ▶ Over his final three starts (from 9/12-10/2), went 1-0 with a 2.04 ERA (17.2IP, 4ER).

- ▶ Also spent time at the minor league level, combining to go 2-0 and toss 18.2 scoreless innings (12H, 5BB, 23K) over four starts with Single-A Tampa, Double-A Trenton and Triple-A Scranton/Wilkes-Barre.
- ▶ Was 0-1 with a 2.08 ERA (17.1IP, 4ER) with 14K in seven spring training appearances (one start)...was named the 2012 James P. Dawson Award winner, given annually to the Yankees' most outstanding rookie in spring training.

PERSONAL

- ▶ Full name is David Edward Phelps...he and his wife, Maria, have one daughter, Adeline (born March 2012).
- ▶ Attended the University of Notre Dame where he majored in political science and computer applications...went 5-5 with a 4.65 ERA in his junior year in 2008, allowing 102H and 48ER while leading the team in games started (14), innings pitched (93.0) and strikeouts (75)...was named to the 2008 Preseason Watch List for the "Brooks Wallace National Player of the Year" Award, as well as earning pre-season First Team All-Big East honors in 2007 and '08...became the second Notre Dame pitcher in school history to strike out at least 100 batters (102) and record an ERA under 2.00 (1.88) in the same season in 2007 (also Aaron Heilman).
- ▶ Attended Hazelwood West High School (Mo.) where he went 14-4 with a 2.96 ERA in 27 appearances (17 starts), striking out at 172 batters in 109.2IP...was named a top prospect in Missouri among 2005 prep seniors by *Baseball America* after setting a school record with a 30.0-inning scoreless stretch that season...was a team captain, all-conference and all-metro performer in 2004 and '05.

Phelps' Career Pitching Record

Year	Club	W	L	ERA	G	GS	CG	SHO	SV	IP	H	R	ER	HR	HP	BB	SO	WP	BK
2008	Staten Island	8	2	2.72	15	15	0	0	0	72.2	67	28	22	4	1	18	52	1	1
2009	Charleston	10	3	2.80	19	19	0	0	0	112.2	117	48	35	9	4	25	90	5	2
	Tampa	3	1	1.17	7	7	0	0	0	38.1	34	9	5	1	0	6	32	2	0
2010	Trenton	6	0	2.04	14	14	0	0	0	88.1	63	21	20	2	2	23	84	2	3
	Scranton/WB	4	2	3.07	12	11	0	0	0	70.1	76	31	24	4	1	13	57	1	1
2011	Scranton/WB	6	6	3.19	18	18	1	1	0	107.1	115	42	38	11	4	26	90	0	0
	GCL Yankees	1	1	0.00	2	2	0	0	0	7.0	4	2	0	0	0	1	5	0	0
2012	YANKEES	4	4	3.34	33	11	0	0	0	99.2	81	38	37	14	6	38	96	2	2
	Tampa	0	0	0.00	2	2	0	0	0	5.1	7	0	0	0	0	1	5	0	0
	Trenton	1	0	0.00	1	1	0	0	0	6.2	1	0	0	0	0	1	11	0	0
	Scranton/WB	1	0	0.00	1	1	0	0	0	6.2	4	0	0	0	0	3	7	0	0
Minor League Totals		40	15	2.61	91	90	1	1	0	515.1	488	181	144	31	12	117	433	11	7
Major League Totals		4	4	3.34	33	11	0	0	0	99.2	81	38	37	14	6	38	96	2	2

Selected by the Yankees in the 14th round of the 2008 First-Year Player Draft.

CLAY RAPADA

NUMBER

39

HEIGHT

6-5

WEIGHT

200

BATS

R

THROWS

L

POSITION

LEFT-HANDED PITCHER



BIRTHDATE

March 9, 1981

2012 OPENING DAY AGE

31

BIRTHPLACE

Portsmouth, Va.

RESIDES

Chesapeake, Va.

M.L. SERVICE

2 years, 95 days

COLLEGE

Virginia State

STATUS

- ▶ Signed by the Yankees as a minor league free agent on February 8, 2012...signed through the 2012 season.

CAREER

- ▶ Is 8-0 in 148 career appearances...is the only pitcher in Baseball history to appear in at least 100 games in the Majors without recording a loss (credit: *Elias*).

2012

- ▶ Made his first career Opening Day roster and went 3-0 with a 2.82 ERA (38.1IP, 12ER) in a career-high 70 relief appearances...retired 54-of-72 first batters faced...allowed just seven of his 57 inherited runners to score...opponents batted .215 (29-for-135, 2HR); LH .186 (19-for-102, 2HR), RH .303 (10-for-33, 0HR).
- ▶ Held lefthanded batters to a .186 batting average, allowing just 19H in 102AB...among southpaw AL relievers, marked the sixth-lowest batting average against vs. lefty batters and the 11th-lowest in the Majors (min. 38.0IP).
- ▶ Appeared in 32 games vs. the AL East and allowed seven of his 12 total ER allowed on the year, going 1-0 with a 4.97 ERA with 8BB and 14K (12.2IP)...against all other competition, went 2-0 with a 1.75 ERA (25.2IP, 5ER) in 38 relief appearances, registering 24K with 9BB.
- ▶ Made 30 one-batter relief appearances, the most in the American League and third-most in the Majors.
- ▶ Began the season with a 9.00 ERA (5.0IP, 5ER) in 10 road outings (through 5/16)...over his final 25 appearances away from Yankee Stadium (beginning 6/1), yielded just a 1.69 ERA (10.2IP, 2ER) and held opponents to a .184 (7-for-38) batting average.
- ▶ Was signed to a Major League contract and selected to the Yankees' 25-man roster on 4/4, after going 1-0 with a 0.90 ERA (10.0IP, 1ER) and 13K in 12 spring training relief appearances.
- ▶ Made his Yankees debut in 4/7 loss at Tampa Bay, allowing 2H, 2ER and 2BB in 0.2IP.
- ▶ Earned his first win as a Yankee on 4/10 at Baltimore, retiring both batters faced in the 11th (0.2IP, 1K).
- ▶ Picked Drew Stubbs off first base in 5/19 loss vs. Cincinnati, marking the Yankees' first pick-off of the season.
- ▶ Held opponents hitless over a career-high 21AB stretch from 6/7-22 (previous best was 18AB in 2010 w/ Texas)—credit: *Elias*.
- ▶ Did not allow an earned run in 21 consecutive appearances from 6/9-7/22, holding opponents to just 5H (11.0IP, 1R, 2B, 16K)...tied Mike Myers (2006) for the second-longest such streak by a Yankees lefty since 1920, trailing only Boone Logan's 25-game stretch without allowing an earned run in 2010.
- ▶ Pitched on four straight days from 6/9-12 and five of six days overall from 6/7-12.
- ▶ Retired 19 consecutive left-handed hitters from 6/7-27.

BESTS & STREAKS

Low-hit CG

NA

IP

3.0 – vs. CLE, 6/9/08

Hits

3 – at CLE, 7/31/08

Runs

4 – vs. SEA, 5/20/08

BB

3 – at OAK, 9/26/10

SO

4 – vs. ATL, 6/20/12

HR

1 – 10 times

Last: vs. BAL, 7/31/12

Winning Streak

8g – 4/15/08-8/9/12

Losing Streak

N/A

Consecutive Saves

N/A

- ▶ Struck out each of his four batters faced in 6/20 loss vs. Atlanta (1.1IP), establishing a career high in strikeouts.
- ▶ Allowed just 1R over his last 15 appearances of the season, recording 8K in 5.2IP during the span...registered more than 0.2IP just once in that stretch, on 9/22 at Oakland (1.1IP).

PERSONAL

- ▶ Pitched at Virginia State University for one season...graduated from Deep Creek High School in Chesapeake, Va.

Rapada's Career Pitching Record

Year	Club	W	L	ERA	G	GS	CG	SHO	SV	IP	H	R	ER	HR	HP	BB	SO	WP	BK
2002	Boise	0	0	1.50	12	0	0	0	1	18.0	18	7	3	0	3	8	12	0	0
2003	Boise	0	0	0.00	1	0	0	0	0	3.0	2	0	0	0	0	1	3	0	0
	Lansing	1	2	5.31	21	4	0	0	0	42.1	46	29	25	3	3	19	24	1	0
2004	Lansing	6	6	2.33	57	0	0	0	3	85.0	65	30	22	2	4	30	91	4	0
2005	Daytona	1	3	3.83	27	0	0	0	5	42.1	40	21	18	2	3	16	61	2	2
2006	West Tenn	3	2	0.82	33	0	0	0	21	43.2	30	7	4	1	2	10	45	0	0
	Iowa	3	2	3.04	28	0	0	0	0	23.2	27	8	8	0	2	15	21	3	1
2007	Iowa	7	2	3.58	55	0	0	0	17	55.1	55	24	22	4	3	25	50	2	0
	CHICAGO-NL	0	0	0.00	1	0	0	0	0	0.1	0	0	0	0	0	0	0	0	0
	Toledo-a	0	0	11.57	2	0	0	0	0	2.1	5	3	3	0	0	1	3	2	0
	DETROIT	0	0	11.57	4	0	0	0	0	2.1	3	3	3	2	0	2	4	2	0
2008	Toledo	0	1	2.31	28	0	0	0	2	35.0	32	10	9	2	2	14	45	0	0
	DETROIT	3	0	4.22	25	0	0	0	0	21.1	19	11	10	0	1	14	15	1	0
2009	Toledo	4	2	2.76	42	0	0	0	5	45.2	50	15	14	1	0	17	47	1	0
	DETROIT	0	0	5.40	3	0	0	0	0	3.1	4	2	2	1	0	2	2	0	0
2010	Oklahoma City-b	1	2	1.82	50	0	0	0	2	59.1	32	16	12	1	4	21	61	0	0
	TEXAS	0	0	4.00	13	0	0	0	0	9.0	6	4	4	2	0	7	5	0	0
2011	Norfolk-c	0	1	3.92	26	0	0	0	1	20.2	24	10	9	1	2	4	20	1	0
	BALTIMORE	2	0	6.06	32	0	0	0	0	16.1	14	11	11	3	0	7	18	0	0
2012	YANKEES-d	3	0	2.82	70	0	0	0	0	38.1	29	14	12	2	1	17	38	1	2
Minor League Totals		26	23	2.82	382	4	0	0	57	476.1	426	180	149	17	28	181	483	16	3
Major League Totals		8	0	4.15	148	0	0	0	0	91.0	75	45	42	10	2	49	82	4	2

Signed by the Chicago Cubs as a non-drafted free agent on June 14, 2002.

a – Acquired by the Detroit Tigers from the Cubs as a player to be named later as part of the Craig Monroe trade on August 30, 2007.

b – Acquired by the Texas Rangers from the Tigers as part of a conditional deal on December 7, 2009.

c – Signed by the Baltimore Orioles as a free agent on January 25, 2011.

d – Signed by the Yankees as a minor league free agent on February 18, 2012.

Rapada's Division Series Record

Year	Club vs. Opp.	W	L	ERA	G	GS	CG	SHO	SV	IP	H	R	ER	HR	HP	BB	SO	WP	BK
Has Never Appeared in the Division Series																			

Rapada's Championship Series Record

Year	Club vs. Opp.	W	L	ERA	G	GS	CG	SHO	SV	IP	H	R	ER	HR	HP	BB	SO	WP	BK
2010	TEX vs. NYY	0	0	0.00	3	0	0	0	0	0.1	1	0	0	0	0	1	1	0	0
LCS Totals		0	0	0.00	3	0	0	0	0	0.1	1	0	0	0	0	1	1	0	0
POSTSEASON TOTALS		0	0	0.00	3	0	0	0	0	0.1	1	0	0	0	0	1	1	0	0

Rapada's Career Fielding Record

Position	PCT	G	PO	A	E	TC	DP
Pitcher	.821	148	6	17	5	28	1

Rapada's Regular Season Batting Record

Year	Team	AVG	G	AB	R	H	2B	3B	HR	RBI	SH	SF	HP	BB	SO	SB	CS
2012	NYY																

Did Not Bat

MARIANO RIVERA



NUMBER

42

HEIGHT

6-2

WEIGHT

195

BATS

R

THROWS

R

POSITION

RIGHT-HANDED PITCHER

BIRTHDATE

November 29, 1969

2012 OPENING DAY AGE

42

RESIDES

Purchase, NY

M.L. SERVICE

17 years, 105 days

CAREER HIGHLIGHTS

A.L. All-Star Team

- ▶ 1997, 1999, 2000, 2001, 2002, 2004, 2005, 2006, 2008, 2009, 2010, 2011

League Championship Series MVP

- ▶ 2003

World Series MVP

- ▶ 1999

Sporting News Pro Athlete of the Year

- ▶ 2009

Sporting News A.L. Reliever of the Year

- ▶ 1997, 1999, 2009

A.L. Rolaids Relief Man Award

- ▶ 1999, 2001, 2004, 2005, 2009

MLB Delivery Man of the Year

- ▶ 2005, 2006, 2009

STATUS

- ▶ Signed as a non-drafted free agent on February 17, 1990...signed a two-year contract on December 14, 2010 that extends through the 2012 season.

POSTSEASON NOTES

- ▶ Has 42 career postseason saves—including 11 in the World Series—both Major League records...his 24 World Series appearances are the most all time...owns a 0.70 ERA (141.0IP, 11ER) in 96 postseason games, the lowest ERA all-time (min. 30.0IP) and the most postseason appearances for any pitcher in Major League history...owns 14 career 2.0-inning saves in the postseason.
- ▶ Held opponents scoreless in 33.1 consecutive postseason innings from 9/29/98 (ALDS Game 1)-10/13/00 (ALCS Game 3), marking the longest postseason scoreless stretch by any pitcher in Baseball history.
- ▶ Has allowed just 2HR in 141.0 career postseason innings (Cleveland's Sandy Alomar Jr in 1997 ALDS Game 4 and the Mets' Jay Payton in 2000 World Series Game 2).
- ▶ Leads all Major Leaguers with 39 appearances and 18 saves during the ALDS...has also pitched in a Major League-high 33 ALCS games, collecting an all-time-record 13 saves.
- ▶ Has recorded the final out in 16 of the last 18 Yankees postseason series clinching wins since the 1998 ALDS.
- ▶ Only two pitchers have recorded a postseason save at an older age than Rivera – Dennis Eckersley (4 times, oldest was at 42 yrs, 9 days in the 1996 NLCS) and Dick Hall (41 yrs, 14 days in the 1971 World Series).

CAREER NOTES

- ▶ Owns 608 career saves, the most in Major League history...has an 89.3% career conversion rate in 681 save opportunities, third-best all-time among qualifying relievers (Eric Gagne, 91.7%, 187 saves / 204 opportunities; Joe Nathan, 89.5%, 298 saves / 333 opportunities)...the Yankees have gone 639-42 in games in which he had a save opportunity.
- ▶ Has a career ERA of 2.21, the second-lowest all time among pitchers with at least 1,000.0IP since earned runs became an official statistic (1912-NL, 1913-AL) behind only Eddie Cicotte (2.20), and just ahead of Jim Scott (2.26) and Babe Ruth (2.28)—credit: *Elias*.
- ▶ Has recorded at least one save in 17 consecutive seasons (since 1996)...according to *Elias*, is the longest streak in AL history and is tied with Lee Smith for the second-longest such streak all time behind only John Franco (18).
- ▶ At 42 years old, has surpassed Jim Kaat (40 years, 312 days) as the oldest pitcher in Yankees history to record a save (credit: *Elias*)...is the oldest AL pitcher to record a save since Oakland's Doug Hones on 6/7/00 vs. San Diego at 42 years, 349 days.
- ▶ Had his streak of recording at least 25 saves in 15 consecutive seasons (1997-2011) snapped in 2012...marked the longest such streak since saves became an official statistic in 1969...has reached the 30-save plateau 14 times in his career, tying Trevor Hoffman's record (14)...recorded nine straight seasons of at least 30 saves from 2003-11,

BESTS & STREAKS

Low-hit CG

N/A

IP (start)

8.0 – at CWS, 7/4/95

IP (relief)

5.1 – at SEA, 8/25/95

Hits

8 – at CAL, 5/23/95

Runs (start)

7 – vs. OAK, 6/6/95

Runs (relief)

6 – at CLE, 7/14/02

BB

4 – 2 times

Last: at SEA, 8/23/97

SO

11 – at CWS, 7/4/95

HR

2 – 4 times

Last: vs. TB, 5/7/09

Winning Streak

5g – 3 times

Last: 5/28-7/25/03

Losing Streak

3g – 3 times

Last: 4/15-5/7/07

Consecutive Saves

36 – 4/30-9/14/09

surpassing Hoffman (eight season from 1995-2002) for the longest streak all time...has saved at least 35 games in a season 11 times in his career, one behind Hoffman's Major League record (12)...has reached the 40-save mark eight times in his career, second-most all time behind Hoffman (nine).

- ▶ Has exactly twice as many saves with one team as Jeff Montgomery—who ranks second in saves among players who spent their entire career with one club—had with Kansas City (304).
- ▶ Owns 116 career saves when recording more than three outs and 11 saves when tossing at least 2.0 innings.
- ▶ Despite missing the majority of 2012, over the last 10 years (2003-12) leads the Majors with 365 saves and is tied for sixth with 603 appearances.
- ▶ Has made 60 appearances 14 times in his career, surpassing Mike Stanton (13) for most all time...has made at least 60 appearances with a sub-2.00 ERA in eight of his last 10 seasons, including four straight from (2008-11), becoming the only pitcher in Baseball history to record four such consecutive seasons after the age of 35.
- ▶ His 1,051 career appearances rank eighth on Baseball's all-time list, most among active players...is the only pitcher ever to appear in at least 1,000 games with a single team...in 2012, surpassed Kent Tekulve (1,050).
- ▶ Has made the most appearances (1,051) in club history, more than twice as many as second-place Dave Righetti's 522...ranks ninth in club history with 1,119K...owns seven of the 10 highest single-season save totals in franchise history (1. 53 in 2004; 2. 50 in 2001; 4. 45 in 1999; 5. 44 in 2009 and 2011; and T7. 43 in 1997 and 2005)...Dave Righetti's 46 saves in 1986 ranks third and John Wetteland's 43 saves in 1996 is tied for seventh.
- ▶ Is one of two pitchers in franchise history to record a save after turning 40, joining Jim Kaat, who earned two saves as a 40-year-old in 1979—credit: *Elias Sports Bureau*.
- ▶ Along with Derek Jeter and Jorge Posada, became the first trio of teammates in each of the four major sports (MLB, NBA, NFL, NHL) to play together in each of 17 straight seasons (1995-2011).
- ▶ Has been selected to 12 All-Star teams, joining teammate Derek Jeter as the only players to be named to the All-Star team with their current team at least 12 times, according to the *Elias Sports Bureau*...is tied with Elston Howard (12) for fifth-most selections in franchise history, trailing Mickey Mantle (20), Yogi Berra (18), Joe DiMaggio (13) and Derek Jeter (13)...his 12 All-Star selections are tied with Tom Seaver for second-most all time for a pitcher, trailing only Warren Spahn (17)...owns four career All-Star saves, most all time.
- ▶ Owns a career save conversion rate of 83.0% in March/April (88-for-106), compared to a 90.4% mark over the remainder of the year (520-for-575).
- ▶ Converted 51 straight saves at home from 8/18/07-4/30/10, tied with Eric Gagne (51 straight from 8/28/02-7/1/04) for the longest such streak all time (credit: *Elias*).
- ▶ Is the all-time leader in Interleague saves with 68...since blowing a save on 7/14/01 at Florida, has converted 43 of his last 45 save chances in Interleague play, including 24 straight from 6/20/06-6/29/11 (credit: *Elias*)...had converted 26 straight save chances against the NL (including two in the 2009 WS), tying Troy Percival for the second-longest streak of consecutive Interleague saves all time, trailing only Eric Gagne (29 straight).
- ▶ Recorded his 1,000th strikeout on 9/18/09 at Seattle, at which time he had walked just 255 batters in his career...according to *Elias*, only three pitchers since 1900 (Shane Reynolds-233; Ben Sheets-247; and Billy Wagner-255) had as many or fewer walks at the time of their 1,000th strikeout.
- ▶ According to the *Elias Sports Bureau*, his 230 saves at the original Yankee Stadium are the most by any one pitcher in any one ballpark.

LOWEST ERAs ALL-TIME, MIN. 1000.0IP (Since becoming an official statistic in NL-1912 and AL-1913 / credit: Elias)	
1. Eddie Cicotte.....	2.20
2. MARIANO RIVERA.....	2.21
3. Jim Scott.....	2.26
4. Babe Ruth.....	2.28
ALL-TIME SAVES LEADERS	
1. MARIANO RIVERA.....	608
2. Trevor Hoffman.....	601
3. Lee Smith.....	478
4. John Franco.....	424
5. Billy Wagner.....	422
MOST SAVES, LAST 10 YEARS (2003-12)	
1. MARIANO RIVERA.....	365
2. Francisco Cordero.....	319
3. Joe Nathan.....	297
4. Francisco Rodriguez.....	294
5. Jose Valverde.....	277
BEST CAREER SAVE PERCENTAGE Since 1969 (min. 200 save opps.)	
1. Eric Gagne.....	91.7 (187-for-204)
2. Joe Nathan.....	89.5 (298-for-333)
3. MARIANO RIVERA	89.3 (608-for-681)
4. Jose Valverde.....	88.8 (277-for-312)
5. Trevor Hoffman.....	88.8 (601-for-677)
MOST CAREER POSTSEASON SAVES	
1. MARIANO RIVERA.....	42
2. Brad Lidge.....	18
3. Dennis Eckersley.....	15
4. Jason Isringhausen.....	11
Rob Nenn.....	11
MOST GAMES PITCHED, ACTIVE PLAYERS	
1. MARIANO RIVERA.....	1,051
2. LaTroy Hawkins.....	871
3. Kyle Farnsworth.....	810
4. Francisco Cordero.....	800
4. Octavio Dotel.....	752

2012

- ▶ Made his 17th career Opening Day roster, most among all current Yankees.
- ▶ Allowed 3H and 2ER in 0.1IP to suffer the blown save and loss on Opening Day (4/6) at Tampa Bay (2IBB, 1K)...prior to the blown save, had converted 60-of-61 chances (and 27 straight) vs. the Rays in his career (only other blown save was on 8/16/05 at Tampa Bay)...was his first career Opening Day blown save.
- ▶ After blowing the save in the season opener at Tampa Bay (0.1IP, 3H, 2ER, 2BB), tossed 8.0 scoreless innings (3H, 0BB, 7K) in eight appearances with five saves in five opportunities... allowed just three of his 26 batters faced from 4/9-30 to reach base (3H, 0BB, 7K).
- ▶ Tossed a perfect 12th inning for his first save in 4/10 win at Baltimore (1.0IP, 2K)...was his 40th career save at Camden Yards, surpassing Trevor Hoffman's 39 saves at Dodger Stadium for the highest total for any visiting player at any ballpark according to *Elias*.
- ▶ Made his final appearance of the season in 4/30 win at Baltimore, earning the save to preserve a 2-1 victory (1.0IP, 1H).
- ▶ Injured his right knee while shagging fly balls during batting practice on 5/3 at Kansas City...went for an MRI at Kansas University MedWest Hospital and was placed on the 15-day disabled list on 5/4 with a torn ACL of the right knee (transferred to the 60-day D.L. on 5/13)...underwent surgery on 6/12 for an isolated repair on his torn ACL...the surgery was performed at the Hospital for Special Surgery in Manhattan by Dr. David Altcheck and Yankees Team Physician Christopher Ahmad...was his sixth career appearance on the D.L. and first since going on the 15-day D.L. from 3/30-4/29/03 with a strained right groin.
- ▶ Was 2-0 with a 1.12 ERA (8.0IP, 1ER) in eight spring training relief appearances...had his 28.0-inning stretch of not allowing a spring training earned run snapped on 4/1 at Miami (1.0IP, 2H, 1ER)...was his first spring earned run allowed since 3/15/08 vs. Tampa Bay.

PERSONAL

- ▶ He and his wife, Clara have three sons, Mariano Jr., Jafet, and Jaziel...was signed by Herb Raybourn...is the first cousin of former Yankee, Ruben Rivera...is the only active player currently wearing uniform No. 42.
- ▶ Received the Buck Canel Award by the BBWAA as the top Latin American player in 1996...donated his 2001 Roloids Relief Man Award to the FDNY...received the 2003 Thurman Munson Award for his accomplishments on the field and his philanthropic work within the community...was honored with teammates Derek Jeter, Andy Pettitte and Jorge Posada with the 2009 "Willie, Mickey and the Duke" Award from the New York Baseball Writers' Association of America...was recipient of the 2011 "Joe DiMaggio Toast of the Town" Award from the New York chapter of the BBWAA.
- ▶ In 2004, helped open two Intel Computer Clubhouses in Panama City as part of an after-school program that provides area youth with access to computers and adult mentors in order to develop self-confidence and learning skills...spends time in the off-season in his native Panama, where he provides Christmas gifts for many local children...helped finance the construction of a new elementary school and a new church building in Puerto Caimito, Panama...along with Bobby Abreu, delivered Christmas gifts to the Kips Bay Boys and Girls Club in the Bronx in December 2007...sponsored a youth baseball tournament at Franz Siegel Park in the Bronx in September 2008...delivered holiday gifts to kids at Harlem's Gregorio Luperon High School in December 2008...served as a spokesman for President Obama's United We Serve campaign in 2009.
- ▶ Joined with jeweler Michael C. Fina and *Hearts on Fire* to announce Yankee Stadium's "Final Engagement" via the in-stadium Diamond Vision scoreboard during the 9/18/08 game vs. Chicago-AL...registrations were \$1 with all proceeds going to the Mariano Rivera Foundation...helped collect canned goods at the Yankees' annual holiday food drive in December 2010.
- ▶ Is a four-time recipient of the LatinoMVP "American League Reliever of the Year" Award (2003-06)...was also honored with the Citizen Award from latinobaseball.com for his commitment to the well-being of children throughout the United States and Latin America...participates in annual baseball clinics in the Dominican Republic during the offseason...received the prestigious Manuel Amador Guerrero Order during Panama's Independence Day parade on 11/3/99 in Panama City.
- ▶ Named the No. 7 sports celebrity on WFAN's (660 AM) Top 20 New York Athletes of the Last 20 Years in Dec. 2007.

YANKEES ALL-TIME SAVES

1. MARIANO RIVERA	608
2. Dave Righetti	224
3. Goose Gossage.....	151
4. Sparky Lyle.....	141

MOST GAMES PITCHED, YANKEES, ALL-TIME

1. MARIANO RIVERA	1,051
2. Dave Righetti	522
3. Whitey Ford	498
4. Mike Stanton.....	456
5. Red Ruffing	426

MOST SAVES, SINGLE SEASON (since 2000)

1. Francisco Rodriguez, 2008-LAA	62
2. Eric Gagne, 2003-LAD	55
John Smoltz, 2002-ATL	55
4. MARIANO RIVERA, 2004-NYY	53
5. Eric Gagne, 2002-LAD	52
6. Jim Johnson, 2012-BAL	51

MOST CONSECUTIVE SEASONS WITH AT LEAST ONE SAVE (ALL TIME)

List courtesy of the *Elias Sports Bureau*

1. John Franco (1984-2001).....	18
2. Lee Smith (1981-1997)	17
MARIANO RIVERA (1996-2012)	17
4. Gene Garber (1973-1988)	16
Goose Gossage (1974-1989).....	16
Jeff Reardon (1979-1994)	16

Rivera's Career Pitching Record

Year	Club	W	L	ERA	G	GS	CG	SHO	SV	IP	H	R	ER	HR	HP	BB	SO	WP	BK
1990	GCL Yankees	5	1	0.17	22	1	1	1	1	52.0	17	3	1	0	2	7	58	2	0
1991	Greensboro	4	9	2.75	29	15	1	0	0	114.2	103	48	35	2	3	36	123	3	0
1992	Ft. Lauderdale	5	3	2.28	10	10	3	1	0	59.1	40	17	15	5	0	5	42	0	0
1993	GCL Yankees	0	1	2.25	2	2	0	0	0	4.0	2	1	1	0	0	1	6	1	0
	Greensboro	1	0	2.06	10	10	0	0	0	39.1	31	12	9	0	0	15	32	2	0
1994	Tampa	3	0	2.21	7	7	0	0	0	36.2	34	12	9	2	2	12	27	0	0
	Albany	3	0	2.27	9	9	0	0	0	63.1	58	20	16	5	0	8	39	1	1
	Columbus	4	2	5.81	6	6	1	0	0	31.0	34	22	20	5	0	10	23	0	1
1995	Columbus	2	2	21.0	7	7	1	1	0	30.0	25	10	7	2	0	3	30	0	0
	YANKEES	5	3	5.51	19	10	0	0	0	67.0	71	43	41	11	2	30	51	0	1
1996	YANKEES	8	3	2.09	61	0	0	0	5	107.2	73	25	25	1	2	34	130	1	0
1997	YANKEES	6	4	1.88	66	0	0	0	43	71.2	65	17	15	5	0	20	68	2	0
1998	YANKEES - a	3	0	1.91	54	0	0	0	36	61.1	48	13	13	3	1	17	36	0	0
1999	YANKEES	4	3	1.83	66	0	0	0	*45	69.0	43	15	14	2	3	18	52	2	1
2000	YANKEES	7	4	2.85	66	0	0	0	36	75.2	58	26	24	4	0	25	58	2	0
2001	YANKEES	4	6	2.34	71	0	0	0	*50	80.2	61	24	21	5	1	12	83	1	0
2002	YANKEES - b, c, d	1	4	2.74	45	0	0	0	28	46.0	35	16	14	3	2	11	41	1	1
	GCL Yankees	0	0	0.00	1	1	0	0	0	2.0	2	0	0	0	0	1	2	0	0
2003	YANKEES - e	5	2	1.66	64	0	0	0	40	70.2	61	15	13	3	4	10	63	0	0
2004	YANKEES	4	2	1.94	74	0	0	0	*53	78.2	65	17	17	3	5	20	66	0	0
2005	YANKEES	7	4	1.38	71	0	0	0	43	78.1	50	18	12	2	4	18	80	0	0
2006	YANKEES	5	5	1.80	63	0	0	0	34	75.0	61	16	15	3	5	11	55	0	0
2007	YANKEES	3	4	3.15	67	0	0	0	30	71.1	68	25	25	4	6	12	74	1	0
2008	YANKEES	6	5	1.40	64	0	0	0	39	70.2	41	11	11	4	2	6	77	1	0
2009	YANKEES	3	3	1.76	66	0	0	0	44	66.1	48	14	13	7	1	12	72	1	0
2010	YANKEES	3	3	1.80	61	0	0	0	33	60.0	39	14	12	2	5	11	45	0	0
2011	YANKEES	1	2	1.91	64	0	0	0	44	61.1	47	13	13	3	2	8	60	1	0
2012	YANKEES - f	1	1	2.16	9	0	0	0	5	8.1	6	2	2	0	0	2	8	0	0
Minor League Totals		27	18	2.35	103	68	7	3	1	432.1	346	145	113	21	7	98	382	9	2
Major League Totals		76	58	2.21	1051	10	0	0	608	1219.2	940	324	300	65	45	277	1119	13	3

*Denotes league leader

Signed by the Yankees as a non-drafted free agent on February 17, 1990.

a – Placed on the 15-day disabled list with a strained right groin on April 6 - 24, 1998.

b – Placed on the 15-day disabled list with a strained groin from June 9 - 25, 2002.

c – Placed on the 15-day disabled list with a right shoulder muscle strain from July 21 - August 8, 2002.

d – Placed on the 15-day disabled list with a right shoulder muscle strain from August 19 - September 21, 2002.

e – Placed on the 15-day disabled list from March 30 - April 29, 2003 with a strained right groin.

f – Placed on the 15-day disabled list from May 4 - October 3, 2012 with a torn ACL in his right knee, transferred to the 60-day D.L. on May 13, 2012.

Rivera's Division Series Record

Year	Club vs. Opp.	W	L	ERA	G	GS	CG	SHO	SV	IP	H	R	ER	HR	HP	BB	SO	WP	BK
1995	NYY vs. SEA	1	0	0.00	3	0	0	0	0	5.1	3	0	0	0	0	1	8	0	0
1996	NYY vs. TEX	0	0	0.00	2	0	0	0	0	4.2	0	0	0	0	0	1	1	0	0
1997	NYY vs. CLE	0	0	4.50	2	0	0	0	1	2.0	2	1	1	1	0	0	1	0	0
1998	NYY vs. TEX	0	0	0.00	3	0	0	0	2	3.1	1	0	0	0	0	1	2	0	0
1999	NYY vs. TEX	0	0	0.00	2	0	0	0	2	3.0	1	0	0	0	0	0	3	1	0
2000	NYY vs. OAK	0	0	0.00	3	0	0	0	3	5.0	2	0	0	0	0	0	2	0	0
2001	NYY vs. OAK	0	0	0.00	3	0	0	0	2	5.0	4	1	0	0	0	0	4	0	0
2002	NYY vs. ANA	0	0	0.00	1	0	0	0	1	1.0	1	0	0	0	0	0	0	0	0
2003	NYY vs. MIN	0	0	0.00	2	0	0	0	2	4.0	0	0	0	0	0	0	4	0	0
2004	NYY vs. MIN	1	0	0.00	4	0	0	0	0	5.2	2	0	0	0	0	0	2	0	0
2005	NYY vs. LAA	0	0	3.00	2	0	0	0	2	3.0	1	1	1	0	0	1	2	0	0
2006	NYY vs. DET	0	0	0.00	1	0	0	0	0	1.0	1	0	0	0	0	0	0	0	0
2007	NYY vs. CLE	0	0	0.00	3	0	0	0	0	4.2	2	0	0	0	1	1	6	0	0
2009	NYY vs. MIN	0	0	0.00	3	0	0	0	1	3.2	4	0	0	0	0	1	7	0	0
2010	NYY vs. MIN	0	0	0.00	3	0	0	0	2	3.1	2	0	0	0	0	0	1	0	0
2011	NYY vs. DET	0	0	0.00	2	0	0	0	0	1.1	0	0	0	0	0	0	1	0	0
Division Series Totals		2	0	0.32	39	0	0	0	18	56.0	26	3	2	1	1	6	44	1	0

Rivera's League Championship Series Record

Year	Club vs. Opp.	W	L	ERA	G	GS	CG	SHO	SV	IP	H	R	ER	HR	HP	BB	SO	WP	BK
1996	NYY vs. BAL	1	0	0.00	2	0	0	0	0	4.0	6	0	0	0	0	1	5	0	0
1998	NYY vs. CLE	0	0	0.00	4	0	0	0	1	5.2	0	0	0	0	0	1	5	0	0
1999	NYY vs. BOS	1	0	0.00	3	0	0	0	2	4.2	5	0	0	0	0	0	3	0	0
2000	NYY vs. SEA	0	0	1.93	3	0	0	0	1	4.2	4	1	1	0	0	0	1	0	0
2001	NYY vs. SEA	1	0	1.93	4	0	0	0	2	4.2	2	1	1	0	0	1	3	2	0
2003	NYY vs. BOS	1	0	1.13	4	0	0	0	2	8.0	5	1	1	0	0	0	6	0	0
2004	NYY vs. BOS	0	0	1.29	5	0	0	0	2	7.0	6	1	1	0	0	2	6	0	0
2009	NYY vs. LAA	0	0	1.29	5	0	0	0	2	7.0	3	1	1	0	0	2	4	0	0
2010	NYY vs. TEX	0	0	0.00	3	0	0	0	1	3.0	2	0	0	0	0	0	1	0	0
LCS Totals		4	0	0.92	33	0	0	0	13	48.2	33	5	5	0	0	7	34	2	0

Rivera's World Series Record

Year	Club vs. Opp.	W	L	ERA	G	GS	CG	SHO	SV	IP	H	R	ER	HR	HP	BB	SO	WP	BK
1996	NY Yankees vs. Atlanta	0	0	1.59	4	0	0	0	0	5.2	4	1	1	0	0	3	4	0	0
1998	NY Yankees vs. St. Louis	0	0	0.00	3	0	0	0	3	4.1	5	0	0	0	0	0	4	0	0
1999	NY Yankees vs. Atlanta	1	0	0.00	3	0	0	0	2	4.2	3	0	0	0	0	1	3	0	0
2000	NY Yankees vs. New York Mets	0	0	3.00	4	0	0	0	2	6.0	4	2	2	1	1	1	7	0	0
2001	NY Yankees vs. Arizona	1	1	1.42	4	0	0	0	1	6.1	6	2	1	0	1	1	7	0	0
2003	NY Yankees vs. Florida	0	0	0.00	2	0	0	0	1	4.0	2	0	0	0	0	0	4	0	0
2009	NY Yankees vs. Philadelphia	0	0	0.00	4	0	0	0	2	5.1	3	0	0	0	0	2	3	0	0
World Series Totals		2	1	0.99	24	0	0	0	11	36.1	27	5	4	1	2	8	32	0	0
POSTSEASON TOTALS		8	1	0.70	96	0	0	0	42	141.0	86	13	11	2	3	21	110	3	0

Rivera's All-Star Game Record

Year	Club, Site	W	L	ERA	G	GS	CG	SHO	SV	IP	H	R	ER	HR	HP	BB	SO	WP	BK
1997	NY Yankees, Cleveland	0	0	0.00	1	0	0	0	1	1.0	0	0	0	0	0	0	1	0	0
1999	NY Yankees, Boston																		
2000	NY Yankees, Atlanta	0	0	0.00	1	0	0	0	0	1.0	2	1	0	0	0	0	0	0	0
2001	NY Yankees, Seattle																		
2002	NY Yankees, Milwaukee	0	0	0.00	1	0	0	0	0	1.0	1	0	0	0	0	0	0	0	0
2004	NY Yankees, Houston	0	0	0.00	1	0	0	0	0	1.0	0	0	0	0	0	0	0	0	0
2005	NY Yankees, Detroit	0	0	0.00	1	0	0	0	1	0.1	0	0	0	0	0	0	1	0	0
2006	NY Yankees, Pittsburgh	0	0	0.00	1	0	0	0	1	1.0	0	0	0	0	0	0	0	0	0
2008	NY Yankees, New York-AL	0	0	0.00	1	0	0	0	0	1.2	2	0	0	0	0	0	2	0	0
2009	NY Yankees, St. Louis	0	0	0.00	1	0	0	0	1	1.0	0	0	0	0	0	0	1	0	0
2010	NY Yankees, Los Angeles-AL																		
2011	NY Yankees, Arizona																		
All-Star Game Totals		0	0	0.00	8	0	0	0	4	8.0	5	1	0	0	0	0	5	0	0

Rivera's Career Fielding Record

Position	PCT	G	PO	A	E	TC	DP
Pitcher	.983	1051	105	246	6	357	12

Rivera's Regular Season Batting Record

Year	Team	AVG	G	AB	R	H	2B	3B	HR	RBI	SH	SF	HP	BB	SO	SB	CS
2012	NY Yankees																
Major League Totals		.000	1051	3	0	0	0	0	0	1	0	0	0	1	1	0	0

MARIANO RIVERA SAVES BREAKDOWN

Category	2012	Career	Postseason Career
0.1IP	0	24 (last, 6/4/11 at LAA)	None
0.2IP	0	15 (last, 8/11/11 vs. LAA)	None
1.0IP	5	453 (last, 4/20/12 vs. BAL)	11 (last on 10/15/10 at TEX in ALCS Game 1)
1.1IP	0	71 (last, 7/24/11 vs. OAK)	11 (last on 10/6/10 at MIN in ALDS Game 1)
1.2IP	0	34 (last, 8/29/08 vs. TOR)	6 (last on 10/18/01 at SEA in ALCS Game 2)
2.0IP	0	10 (last, 7/16/06 vs. CWS)	14 (last on 10/29/09 vs. PHI in WS Game 2)
2.1IP	0	1 (8/23/96 vs. OAK)	None
Three consecutive games			29 times (last 4/30-5/2/11)
Four consecutive games			2 times (6/1-4/04; 6/23-27/97)
Three consecutive days			22 times (last 4/30-5/2/11)
Four consecutive days			1 time (6/1-4/04)
Saved each win of a postseason series			1 time (2000 ALDS vs. Oakland)

DAVID ROBERTSON



NUMBER	HEIGHT	WEIGHT	BATS	THROWS
30	5-11	195	R	R
POSITION RIGHT-HANDED PITCHER				

BIRTHDATE

April 9, 1985

2012 OPENING DAY AGE

26

BIRTHPLACE

Birmingham, Ala.

RESIDES

St. Petersburg, Fla.

M.L. SERVICE

4 years, 70 days

COLLEGE

University of Alabama

CAREER HIGHLIGHTS

A.L. All-Star Team

► 2011

STATUS

- Selected in the 17th round of the 2006 First-Year Player Draft...signed through the 2012 season.

POSTSEASON NOTES

- Did not allow a run in five appearances during the 2009 postseason in his playoff debut, tossing 5.1 scoreless innings (4H, 3BB, 3K)... earned the win in each of his first two postseason appearances (ALDS Game 2 vs. Minnesota and ALCS Game 2 vs. Los Angeles-AL), as the Yankees recorded "walk-off" wins in each contest.

CAREER NOTES

- Owns a 12.03K/9.0IP career ratio (351K, 262.2IP), fourth-best among active Major League pitchers—min. 100.0IP...is the highest K/9.0IP ratio for any pitcher in Yankees history (min. 100.0IP).
- Is the only pitcher in Baseball history to record at least 10K/9.0IP in each of his first five Major League seasons (2008-12)...was one of five pitchers all-time to do so in each of his first three seasons (2008-10), joining Dick Radatz, Percival, Prior and Takashi Saito.
- His 12.03K/9.0IP career ratio is second-best in Major League history (min. 200.0IP) behind Rob Dibble (12.17).

2012

- Was 2-7 with two saves and a 2.67 ERA (60.2IP, 18ER) in 65 relief appearances...allowed just seven of his 22 inherited runners to score, retiring his first batter faced on 50 occasions...opponents combined to hit .229 (52-for-227) with 15 extra-base hits (8 doubles, 2 triples, 5HR) and 24RBI.
- Opponents batted .229 (52-for-227, 5HR); LH .208 (25-for-120, 1HR), RH .27-for-107, 4HR).
- His seven losses were the most by a Yankees reliever since Jeff Nelson went 3-7 in 1997.
- Made his third career Opening Day roster.
- Did not allow a run in his first 13 appearances of the season from 4/6-5/8 (13.0IP, 8H, 5BB, 23K)...going back to last season, did not allow a run over a 26.1-inning stretch from 9/11-5/8/12, marking the longest scoreless stretch by a Yankees pitcher since Mariano Rivera tossed 30.2 consecutive shutout innings from 7/22-10/2/99...had been the longest active scoreless streak in the Majors at the time it was snapped on 5/9.
- Struck out eight consecutive batters faced from 4/29-5/4...was 1K shy of the most by a Yankee in the expansion era (since 1961), trailing only Ron Davis (9K: 8K on 5/4/81 at California to end the game and 1K on 5/9/81 at Seattle with his only batter faced).
- Earned his first save of the season—and fourth of his career (first since 9/3/11 vs. Toronto)—in 5/8 win vs. Tampa Bay, tossing a scoreless ninth.
- Allowed 3H and 4ER in 0.2IP (1BB, 1K, 1HR) on 5/9 vs. Tampa Bay to record his first loss and blown save...marked his first runs allowed in 2012...marked his most runs allowed since 7/2/10 vs. Toronto (also 4ER)...allowed a solo HR to Matt Joyce, just his second HR allowed over a 99-game span (96.0IP) that dated back to 8/31/10 (also 8/29/11 at Baltimore, J.J. Hardy)...also snapped a streak of 231 opponent at-bats at Yankee Stadium without Robertson allowing a home run, the longest such stretch in the current Yankee Stadium.

BESTS & STREAKS

Low hit CG

N/A

IP (start)

N/A

IP (relief)

2.0 - 11 times

Last: vs. TOR, 9/3/11

Hits

5 - at DET, 8/8/12

Runs

5 - vs. BAL, 7/28/08

BB

3 - 4 times

Last: vs. BOS, 5/15/11

SO

4 - 4 times

Last: vs. CLE, 6/11/11

HR

2 - 2 times

Last: at BAL, 9/6/12

Winning Streak

5g - 7/19/08-6/4/09

Losing Streak

4g - 7/29-9/11/12

- ▶ Was placed on the 15-day disabled list from 5/15 (retroactive to 5/14)–6/14 with a left oblique strain (missed 28 games)...made two rehab appearances (one start) with Triple-A Scranton/Wilkes-Barre from 6/10-12, tossing 2.0 scoreless innings (2K).
- ▶ Struck out his 300th career batter (Vinny Rottino) in 6/24 win at the Mets...according to Elias, reached the mark in fewer innings (219.2) than all but two pitchers in Major League history – Billy Wagner (194.1) and Brad Lidge (210.2).
- ▶ Made his second appearance in as many days on 6/28 vs. Chicago-AL, entering the game with two on and no outs in the ninth and allowing a go-ahead three-run HR to Viciedo to record his second blown save and second loss (1.0IP, 1H, 1ER, 1K, 1HR).
- ▶ Allowed one unearned run to record his third blown save and third loss on 7/2 at Tampa Bay (0.1IP, 1H).
- ▶ Allowed 3ER and a career-high 5H in 1.0IP (1K, 1HR) in 8/8 win at Detroit.
- ▶ Pitched on three straight days from 8/26-28 (and five times in a six-game stretch overall from 8/22-28)...pitched on three straight days for the first time in his career and in three consecutive games for the first time since 9/13-16/11.
- ▶ Became a father for the first time with the birth of son Luke Joseph Robertson (8 lbs., 7 oz.) on 8/27... pitched in that night's loss vs. Toronto, tossing a scoreless eighth (1.0IP, 2H, 1K).
- ▶ Allowed 3H, 3ER and 2HR without retiring a batter on 9/6 at Baltimore to suffer his sixth loss.
- ▶ Struck out the side in a perfect ninth inning in 9/20 win vs. Toronto to earn his second save of the season (1.0IP, 3K).
- ▶ Tossed a perfect 10th inning on 9/21 vs. Oakland to earn his second win (1.0IP, 1K).
- ▶ Posted a 1.80 ERA (5.0IP, 1ER) with 7K in five spring training relief appearances...missed over two weeks of spring training (3/8-25) after suffering a bone bruise on his right foot.

HIGHEST K/9.0IP BY A YANKEES RELIEVER, SINCE 1950

1.	DAVID ROBERTSON, 2011	13.50 (66.2IP, 100K)
2.	DAVID ROBERTSON, 2009	12.98 (43.2IP, 63K)
3.	DAVID ROBERTSON, 2012	12.02 (60.2IP, 81K)
4.	Ryne Duren, 1960	12.00 (45.0IP, 60K)
5.	Jay Witasick, 2001	11.83 (40.1IP, 53K)

HOUDINI

RHP David Robertson has faced 52 batters with the bases loaded in his career, with 26K in those situations, including 2K in three such PA in 2012...registered 14K in 19 PA in 2011, matching the most by any pitcher from 1977-2011 (also Nolan Ryan, 1977 Angels and Mark Lettell, 1978 Cardinals), credit: *Elias*...allowed just 1H in 19 opponents plate appearances with the bases loaded in 2011...struck out 10 consecutive batters faced with the bases loaded during the 2011 season, becoming the only Major League pitcher since 1965 to register 10 straight bases-loaded strikeouts in a single season, according to *Elias*.

PERSONAL

- ▶ Full name is David Alan Robertson... married Erin in January 2009 and the couple have a son, Luke Joseph (born in August 2012)...older brother, Connor, was drafted by Oakland in 2004.
- ▶ Was drafted by the Yankees out of the University of Alabama...ranked among all-time school career leaders in strikeouts, appearances and saves...was named to the 2005 Louisville Slugger Freshmen All-America team as well as the 2005 Freshman All-SEC team as selected by the league's head coaches...named a freshman All-America by *Baseball America* and *Collegiate Baseball Magazine*...was also a Freshman All-SEC selection by SEBaseball.com and a Third-Team All-SEC pick by SEBaseball.com after leading the team in games (32) wins (seven), ERA (2.92) and saves (eight) and setting the single-season rookie record for most strikeouts (105) and overall highest average of strikeouts per nine innings pitched (12.8)...also led the SEC in lowest opponents average (.105)...became the fifth former Alabama player to wear pinstripes, joining Joe Sewell, Ken Sears, Butch Hobson and Andy Phillips.
- ▶ Is a 2004 graduate of Paul W. Bryant High School, where he played baseball and led the Stampedede to the Class 6A state playoffs in the school's first year of existence.
- ▶ Visited his hometown of Tuscaloosa, Ala., following the April 2011 tornados that ravaged the area...he and his wife, Erin, established the David and Erin Robertson Foundation to raise funds to donate to the relief efforts in his hometown (www.highsocksforhope.com)...David also donated \$100 for every strikeout he recorded in 2011...honored as the 2011 Joan Payson Award for Community Service recipient, presented by the New York Chapter of the BBWAA.
- ▶ Appeared at local Bronx schools during the 2010 season, reading to school kids with the "Story Pirates."

Robertson's Career Pitching Record

YEAR	Club	W	L	ERA	G	GS	CG	SHO	SV	IP	H	R	ER	HR	HP	BB	SO	WP	BK
2007	Charleston	5	2	0.77	24	0	0	0	3	47.0	25	5	4	0	0	15	67	5	0
	Tampa	3	1	1.08	18	0	0	0	1	33.1	18	6	4	0	0	15	37	2	0
	Trenton	0	0	2.25	2	0	0	0	0	4.0	2	1	1	0	0	2	9	1	0
2008	Trenton	0	0	0.96	9	0	0	0	2	18.2	8	2	2	0	1	6	26	1	0
	Scranton/WB	4	0	2.06	21	0	0	0	1	35.0	20	11	8	1	1	17	51	1	0
	YANKEES	4	0	5.34	25	0	0	0	0	30.1	29	18	18	3	0	15	36	6	0
2009	Scranton/WB	0	3	1.84	8	0	0	0	2	14.2	10	7	3	0	0	6	25	0	0
	YANKEES	2	1	3.30	45	0	0	0	1	43.2	36	19	16	4	1	23	63	6	0
2010	YANKEES	4	5	3.82	64	0	0	0	1	61.1	59	26	26	5	3	33	71	7	2
2011	YANKEES	4	0	1.08	70	0	0	0	1	66.2	40	9	8	1	1	35	100	6	1
2012	YANKEES	2	7	2.67	65	0	0	0	2	60.2	52	19	18	5	1	19	81	1	1
	Scranton/WB	0	0	0.00	2	1	0	0	0	2.0	0	0	0	0	0	0	2	0	0
Minor League Totals		12	6	1.28	84	1	0	0	9	154.2	83	32	22	1	2	61	215	10	0
Major League Totals		16	13	2.95	269	0	0	0	5	262.2	216	91	86	18	6	125	351	26	4

Selected by the Yankees in the 17th round of the 2006 First-Year Player Draft.

Robertson's Division Series Record

Year	Club vs. Opp.	W	L	ERA	G	GS	CG	SHO	SV	IP	H	R	ER	HR	HP	BB	SO	WP	BK
2009	NY Yankees vs. MIN	1	0	0.00	1	0	0	0	0	1.0	1	0	0	0	0	0	0	0	0
2010	NY Yankees vs. MIN	0	0	0.00	2	0	0	0	0	0.2	0	0	0	0	0	1	1	0	0
2011	NY Yankees vs. DET	0	0	0.00	2	0	0	0	0	2.0	0	0	0	0	1	0	2	0	0
Division Series Totals		1	0	0.00	5	0	0	0	0	3.2	1	0	0	0	1	1	3	0	0

Robertson's League Championship Series Record

Year	Club vs. Opp.	W	L	ERA	G	GS	CG	SHO	SV	IP	H	R	ER	HR	HP	BB	SO	WP	BK
2009	NY Yankees vs. LAA	1	0	0.00	2	0	0	0	0	2.0	1	0	0	0	0	2	1	0	0
2010	NY Yankees vs. TEX	0	0	20.25	4	0	0	0	0	2.2	8	6	6	1	0	1	4	1	0
LCS Totals		1	0	11.57	6	0	0	0	0	4.2	9	6	6	1	0	3	5	1	0

Robertson's World Series Record

Year	Club vs. Opp.	W	L	ERA	G	GS	CG	SHO	SV	IP	H	R	ER	HR	HP	BB	SO	WP	BK
2009	NY Yankees vs. PHI	0	0	0.00	2	0	0	0	0	2.1	2	0	0	0	0	1	2	0	0
World Series Totals		0	0	0.00	2	0	0	0	0	2.1	2	0	0	0	0	1	2	0	0
POSTSEASON TOTALS		2	0	5.06	13	0	0	0	0	10.2	12	6	6	1	1	5	10	1	0

Robertson's All-Star Game Record

Year	Club, Site	W	L	ERA	G	GS	CG	SHO	SV	IP	H	R	ER	HR	HP	BB	SO	WP	BK
2011	NY Yankees, Arizona	0	0	0.00	1	0	0	0	0	1.0	1	0	0	0	0	0	1	0	0
All-Star Game Totals		0	0	0.00	1	0	0	0	0	1.0	1	0	0	0	0	0	1	0	0

Robertson's Career Fielding Record

Position	PCT	G	PO	A	E	TC	DP
Pitcher	.958	269	8	15	1	24	0

First-Place Finishes

The Yankees recorded their 48th first-place finish in 2012...set an American League record with nine consecutive first-place finishes from 1998-2006...their 48 overall first-place finishes, including the strike-shortened 1981 season when they won the first-half AL East title, are the most among all the teams in the four major sports.



ALEX RODRIGUEZ

NUMBER

13

HEIGHT

6-3

WEIGHT

225

BATS

R

THROWS

R

POSITION

THIRD BASEMAN

BIRTHDATE

July 27, 1975

2012 OPENING DAY AGE

36

BIRTHPLACE

New York, N.Y.

RESIDES

Miami, Fla.

M.L. SERVICE

18 years, 11 days

CAREER HIGHLIGHTS

A.L. Most Valuable Player

- ▶ 2003, 2005, 2007

A.L. All-Star Team

- ▶ 1996, 1997, 1998, 2000, 2001, 2002, 2003, 2004, 2005, 2006, 2007, 2008, 2010, 2011

A.L. Silver Slugger Award

- ▶ 1996, 1998, 1999, 2000, 2001, 2002, 2003, 2005, 2007, 2008

A.L. Gold Glove Award

- ▶ 2002, 2003

Baseball America

Player of the Year

- ▶ 2000, 2002, 2007

Sporting News

Player of the Year

- ▶ 1996, 2002, 2007

STATUS

- ▶ Acquired from the Texas Rangers with cash in exchange for 2B Alfonso Soriano and a player to be named later (INF Joaquin Arias) on February 16, 2004...signed a seven-year contract with player options for three additional years on December 11, 2000...opted out of the contract on October 28, 2007...re-signed by the Yankees to a 10-year contract on December 17, 2007...contract extends through the 2017 season.

POSTSEASON NOTES

- ▶ Owns a .277 (69-for-249) career postseason average with 42R, 16 doubles, 13HR and 41RBI in 68 games...is tied for fifth among active Major Leaguers in postseason HR and RBI, and is tied for sixth in runs.

- ▶ Has reached base safely in 28 of his last 33 postseason games, dating back to the start of the 2007 ALDS, including nine of 10 contests in the 2010 playoffs...has scored 21R with 7 doubles, 6HR and 24RBI in 29 games over the last three postseasons (2009-11).

- ▶ Hit .365 (19-for-52) with 15R, 5 doubles, 6HR and 18RBI in the 2009 postseason, leading the Yankees in batting average, runs, home runs and RBI and tying for tops in doubles...hit three game-tying HR in the seventh inning or later, the most such HR ever for a player in their postseason career (credit: *Elias Sports Bureau*)...hit ninth-inning, two-run home run (off Joe Nathan) to tie ALDS Game 2 win vs. Minnesota and seventh-inning solo HR (off Carl Pavano) to tie ALDS Game 3 clincher at Minnesota...tied the game with a solo HR (off Brian Fuentes) in the 11th inning of ALCS Game 2 win vs. Los Angeles-AL...matched Bernie Williams (6HR in 1996) for the most home runs in a single postseason in franchise history, and was 1HR shy of tying the AL record (Anaheim's Troy Glaus-7HR in 2002 and Tampa Bay's B.J. Upton-7HR in 2008)...his solo HR on 10/31/09 in Game 4 of the World Series at Philadelphia became the first playoff homer to be reviewed by video replay.

- ▶ Drove in a run in 11 of 15 postseason games in 2009 and set a franchise record with 18RBI, falling 1RBI shy of the then-postseason record shared by Cleveland's Sandy Alomar, Jr. (1997), Anaheim's Scott Spiezio (2002) and Boston's David Ortiz (2004)...eight of his RBI tied the game or put the Yankees ahead...drove in at least one run in eight straight playoff games from 10/8/07 (ALDS Game 4) to 10/20/09 (ALCS Game 4), matching the all-time record (also Lou Gehrig and Philadelphia's Ryan Howard)...joined Boston's David Ortiz (2004) as the only two players to record three game-tying or go-ahead RBI hits in the ninth inning or later in a single postseason.
- ▶ Collected 11 extra-base hits in the 2009 playoffs, tying six others—including Hideki Matsui (2004)—for second-most in a single postseason behind Texas' Nelson Cruz (13 in 2010)—credit: *Elias*...was hit by a pitch three times in the World Series, tying Pittsburgh's Max Carey (1925) and teammate Mark Teixeira (2009) for the record.
- ▶ Snapped a 19AB hitless streak with runners in scoring position with his fifth-inning RBI single (driving in Derek Jeter) in 2009 ALDS Game 1 win vs. Minnesota...the single also snapped an 0-for-18 career postseason mark with RISP and two outs.

BESTS & STREAKS

Hits

5 - 5 times
Last: at TEX, 5/25/09

Runs

5 - 2 times
Last: vs. TB, 4/18/05

2B

3 - vs. SEA, 4/7/01

3B

1 - 30 times
Last: at BOS, 7/8/12

HR

3 - 4 times
Last: at KC, 8/14/10

RBI

10 - vs. LAA, 4/26/05

BB

5 - vs. KC, 4/23/00

SO

4 - 4 times
Last: at KC, 4/8/08

SB

3 - 2 times
Last: vs. BOS, 9/25/09

Single-Season Hit Streak

20g - 8/16-9/4/96

Hit Streak

23g - 9/25/06-4/23/07

"Walk-off" Hits

11 times
Last: vs. BOS, 8/7/09 (HR)

- ▶ Won the Babe Ruth Award from the New York Chapter of the Baseball Writers Association of America as the 2009 postseason MVP.
- ▶ Went 4-for-6 with 3RBI in 2004 ALDS Game 2 vs. Minnesota, driving in the game-tying run with a 12th-inning double...with 5R in 2004 ALCS Game 3 at Boston, matched the single-game postseason record for runs scored (also Hideki Matsui in the same game)... homered in back-to-back games in the 2004 ALCS vs. Boston, driving in the game-tying run in Game 3 and a go-ahead run in Game 4.

CAREER NOTES

- ▶ Ranks fifth on Baseball's all-time list with 647 career home runs...ranks sixth on the Yankees' all-time list with 302HR.
- ▶ Is tied for fifth on Major League Baseball's all-time RBI list (1,950) along with Stan Musial...surpassed Hall of Famers Willie Mays (1,903), Eddie Murray (1,917), and Jimmie Foxx (1,924) in 2012.
- ▶ Ranks ninth on Baseball's all-time runs scored list (1,898)...surpassed Frank Robinson (1,830), Craig Biggio (1,844), Mel Ott (1,859), Tris Speaker (1,882), Lou Gehrig and (1,888) in 2012.
- ▶ Compiled 13 consecutive seasons (1998-2010) with at least 30HR and 100RBI...is the longest such streak all time...is also the only player in Baseball history to reach the marks 14 times in his career overall.
- ▶ His streak of hitting at least 30HR in 13 consecutive seasons from 1998-2010 is tied with Barry Bonds for the longest all time...has reached the mark 14 times in his career, tied with Bonds (14) for second-most 30-homer seasons all-time behind Hank Aaron (15)...his 13 consecutive seasons with at least 25HR (1998-2010) is tied with Willie Mays (13) for third-longest such streak in Major League history behind Babe Ruth and Barry Bonds (each 15 straight)...his 14 overall seasons with at least 25HR are tied with Jim Thome for most among active players...reached 20HR in 15 consecutive seasons from 1996-2010, tied with Bonds for the third-longest streak in Major League history behind Hank Aaron (20) and Babe Ruth (16)—credit: *Elias Sports Bureau*.
- ▶ Owns eight seasons of at least 40HR, tying Barry Bonds, Hank Aaron and Harmon Killebrew for second-most all-time behind Babe Ruth (11)...compiled six straight seasons with 40-or-more home runs from 1998-2003, matching Sammy Sosa (1998-2003) for the second-longest streak of 40-homer seasons in Major League history behind Babe Ruth (7, 1926-32).
- ▶ Has hit at least 50HR in three separate seasons (54-2007; 57-2002; 52-2001), one of four players in Major League history to have more than two seasons with at least 50HR: Babe Ruth, Mark McGwire and Sammy Sosa each did it four times (credit: *Elias Sports Bureau*)...is one of only three players to hit 50-or-more home runs in a season with more than one club, joining Jimmie Foxx (58HR w/ Philadelphia in 1932; 50 w/ Boston in 1938) and Mark McGwire (52 w/ Oakland in 1996; 70 w/ St. Louis in 1998 and 65 w/ St. Louis in 1999), according to SABR'S David Vincent.

- ▶ Owns 60 career multi-homer games, the seventh-most multi-homer games all-time.
- ▶ Had 644HR at the time of his 37th birthday (on 7/27/12), the most by any player in Major League history at the time of their 37th birthday...since RBI became an official stat in 1920, his 1,937RBI were second-most before turning 37, behind Gehrig (1,994)—credit: *Elias Sports Bureau*.
- ▶ Has hit 23 career grand slams, tying Lou Gehrig for the most all time in Major League history...has 13 grand slams as a Yankee, tying Joe DiMaggio for second-most in Yankees franchise history behind Gehrig...has at least one grand slam in each of the last eight seasons (2005-12), surpassing six-year streaks by Lou Gehrig (1927-1932) and Tino Martinez (1996-2001) for the longest in franchise history (credit: *Elias*)...is one of three players in Major League history to have three career "walk-off" grand slams, joining Vern Stephens (1946 w/ St. Louis-AL, '49 and '50 with Boston-AL) and the Philadelphia Phillies' Cy Williams (one in 1924 and two in 1926).



MOST GRAND SLAMS, ALL TIME

1. ALEX RODRIGUEZ	23
Lou Gehrig	23
3. Manny Ramirez	21
4. Eddie Murray	19
5. Willie McCovey	18
Robin Ventura	18

MOST "WALK-OFF" HR AMONG ACTIVE PLAYERS

credit: *Elias Sports Bureau*

1. Jim Thome	13
2. David Ortiz	10
Albert Pujols	10
4. ALEX RODRIGUEZ	9
Vladimir Guerrero	9

MOST HOME RUNS, ALL-TIME

1. Barry Bonds	762
2. Hank Aaron	755
3. Babe Ruth	714
4. Willie Mays	660
5. ALEX RODRIGUEZ	647
6. Ken Griffey, Jr.	630
7. Jim Thome	612
8. Sammy Sosa	609
9. Frank Robinson	586
10. Mark McGwire	583

- ▶ Owns 21 career home runs in the ninth inning or later that have tied the game or given his team the lead...has nine "walk-off" home runs in his career, the fourth-most among active players behind Jim Thome (13), David Ortiz (10) and Albert Pujols (10)...owns six career "walk-off" homers as a Yankee, the most since Graig Nettles had six from 1973-81.
- ▶ Collected at least 100RBI in 13 consecutive seasons from 1998-2010, tied with Lou Gehrig (1926-38) and Jimmie Foxx (1929-41) for the longest such stretch all time...his 14 overall seasons with at least 100RBI are the most in Baseball history.
- ▶ From 2009-10, was involved in driving in the game-winning or tying run in seven of the Yankees' 20 "walk-off" innings (two game-ending HRs, two game-tying HRs, two game-winning runs scored and hit the pop-up resulting in a two-run "walk-off" error vs. the Mets).
- ▶ Scored at least 100R in 13 straight seasons from 1996-2008, tied with Hank Aaron (13, 1955-67) and Gehrig (13, 1926-38) as the only players in Baseball history to accomplish the feat...reached the 100RBI and 100R plateaus in 11 consecutive seasons from 1998-2008, trailing only Lou Gehrig for the longest such streak all time (13 straight seasons from 1926-38).
- ▶ Is one of five players all time to collect at least 600HR and 2,900H (also Hank Aaron, Barry Bonds, Willie Mays and Babe Ruth)...is one of three players all time with at least 400 doubles, 600HR and 300SB, joining Barry Bonds (601/762/514) and Willie Mays (523/660/338).
- ▶ Over the last 10 seasons (2003-12), ranks third in the Majors in home runs (349) and fifth in RBI (1,078).
- ▶ Has hit 302HR with the Yankees after hitting 189HR with Seattle and 156HR with Texas...according to *Elias*, joins Paul Konerko as the only active players with at least 300HR for teams other than the one for which they made their Major League debut...is the only player in Major League history to hit at least 150HR with three different teams.
- ▶ Is one of seven players to hit at least 250HR for his current team: also Chipper Jones, Paul Konerko, Todd Helton, David Ortiz, Ryan Howard and Derek Jeter—credit: *Elias*.
- ▶ Has compiled over 3,000AB with the Yankees and Mariners, joining Carlos Beltran (Mets and Royals) and Magglio Ordonez (Chicago-AL and Detroit) as the only current Major Leaguers with at least 3,000AB for each of two different teams...joins Dave Winfield (3,997AB with San Diego) as the only players to accumulate 3,000 at-bats with the Yankees and at least that many for another team (credit: *Elias*).
- ▶ Compiled 344HR as a shortstop, one shy of the all-time record held by Cal Ripken Jr., who played in 2,303 games with 8,934 at-bats at shortstop...his eight consecutive 20-homer seasons as a shortstop (1996-2003) is the second-longest such streak, two behind Cal Ripken Jr. (1982-91).
- ▶ Is the all-time leader with 198 Interleague RBI and ranks second in Interleague hits (307) and third in runs (183).
- ▶ Played in 431 games at the original Yankee Stadium, the fifth-highest total among New York City-born players, behind Lou Gehrig (1,080), Phil Rizzuto (825), Joe Pepitone (525) and Snuffy Stirnweiss (442), according to *Elias*.
- ▶ Has made 14 All-Star appearances...has been elected as a starter 12 times (did not play in 2011 due to injury)...has six fan-elected starts at shortstop and six at third base, joining Cal Ripken, Jr. (17), Rod Carew (15), Griffey, Jr. (13), Bonds (12), Ivan Rodriguez (12) and Ozzie Smith (12) as the only players in history to earn at least 12 fan elections...joins Carew (eight starts at 2B, seven at 1B) as the only players to be voted as an All-Star starter at least six times at each of two different positions.

2012

- ▶ Hit .272 (126-for-463) with 74R, 17 doubles, 1 triple, 18HR, 57RBI and 51 BB in 122 games (81 starts at 3B and 38 starts at DH) with the Yankees in 2012...marked his fewest RBI in a full season in his career.
- ▶ Was 13-for-14 in stolen base attempts in 2012, marking his most single-season steals since 2009 (14)...was successful in 13 straight stolen base attempts from 5/13/11-7/6/12.
- ▶ Made his 16th career Opening Day roster...made his eighth Opening Day start at 3B after making eight Opening Day starts at SS, becoming the first player in the Modern Era (since 1900) to make at least eight Opening Day starts at both 3B and SS—credit: *Elias*...is the only active player to make at least eight Opening Day starts at two different positions in their career and one of four players since 1920 to do so (also Ernie

ALL-TIME LISTS

Courtesy of the Elias Sports Bureau

HOME RUNS

1. Barry Bonds.....	762
2. Hank Aaron.....	755
3. Babe Ruth.....	714
4. Willie Mays.....	660
5. ALEX RODRIGUEZ	647
6. Ken Griffey Jr.....	630

HITS

36. Al Simmons.....	2,928
37. ALEX RODRIGUEZ	2,901
38. Zack Wheat.....	2,884
39. Frankie Frisch.....	2,880
40. Mel Ott.....	2,876

RBI

(since becoming an official statistic in 1920)

1. Hank Aaron.....	2,297
2. Barry Bonds.....	1,996
3. Lou Gehrig.....	1,994
4. Babe Ruth.....	1,992
5. ALEX RODRIGUEZ	1,950
Stan Musial.....	1,950
7. Jimmie Foxx.....	1,924

RUNS

7. Willie Mays.....	2,060
8. Stan Musial.....	1,949
9. ALEX RODRIGUEZ	1,898
10. Lou Gehrig.....	1,888

Banks – nine at 1B and eight at SS; Rod Carew – nine at 1B and nine at 2B; and Robin Yount – 10 at SS and eight in CF—credit: *Elias*...was his eighth O.D. start at 3B with Derek Jeter at SS (2004-08, '10-12), extending their record for most starts by a SS/3B combo in franchise history...are the first SS/3B combo to start together for the same team on eight different Opening Days since the Dodgers' Ron Cey and Bill Russell (1974-76, '78-82)—credit: *Elias*...*Elias* also notes they became the second pair of teammates in the last 56 years (since 1957) to start a season opener at SS and 3B both age 36 or older...the only other teammates to do so over the same span were Larry Bowa and Ron Cey for the 1984 Cubs.

- ▶ Was 2-for-3 with 2R, 1 double and 2BB in 4/6 Opening Day loss at Tampa Bay...has hit safely in all eight Opening Days he has played with the Yankees (2004-08, '10-12), batting .424 (14-for-33) with 5 doubles, 2HR and 9RBI during the stretch...only Lou Gehrig has a longer O.D. hit streak as a Yankee (12 straight from 1926-37)...has hit safely in nine straight openers in which he was on the active Opening Day roster dating back to 2003 (w/ Texas) and has at least 1H in his first game played in each of the last 10 seasons, including 2009 when he debuted on 5/8 at Baltimore and hit a HR on the first pitch he saw...his current nine-game Opening Day hitting streak is the second-longest current streak among active players behind Colorado's Todd Helton, who has hit safely in each of his last 13 O.D.s (2000-12)—credit: *Elias*.
- ▶ Scored his 1,830th career run in 4/16 loss vs. Minnesota, tying Frank Robinson for 13th place on Baseball's all-time runs scored list...was also his 821st run as a Yankee, surpassing Wally Pipp (820) for sole possession of 19th place on the franchise's all-time list...surpassed Robinson in 4/19 win vs. Minnesota.
- ▶ Hit his 631st career home run in 4/20 win at Boston, surpassing Ken Griffey, Jr. (630) for sole possession of fifth place on Baseball's all-time home runs list.
- ▶ Hit his 288th home run as a Yankee in 4/27 win vs. Detroit, surpassing Bernie Williams (287) for sole possession of sixth place on the Yankees' all-time list.
- ▶ Drove in his 1,904th career run in 4/29 win vs. Detroit, surpassing Willie Mays (1,903) for sole possession of eighth place on Baseball's all-time RBI list.
- ▶ Did not record an RBI over a nine-game stretch from 5/8-16, his longest such stretch since 5/9-18/07 (also 9G).
- ▶ Scored his 1,845th career run in 5/14 win at Baltimore, surpassing Craig Biggio (1,844) for 12th place on Baseball's all-time runs scored list.
- ▶ Hit his 500th career double in 5/21 loss vs. Kansas City...snapped a career-high-tying 0-for-16 stretch with runners on base with his first-inning single with Cano on first base—credit: *Elias*.
- ▶ Reached base safely in 22 straight games from 5/21-6/16, his longest such stretch since 9/18/06-4/27/07 (31G).
- ▶ Recorded his 60th career multi-HR game (56th two-HR game)—first since 5/17/11 at Tampa Bay (2HR)—in 5/23 win vs. Kansas City...snapped a 52AB homerless stretch with his first-inning HR (dating back to 5/6 at Kansas City)...had just 2HR over his previous 103AB entering the game.



AMONG ACTIVE PLAYERS

GAMES PLAYED

1. Omar Vizquel.....	2,968
2. DEREK JETER.....	2,585
3. Jim Thome.....	2,543
4. ALEX RODRIGUEZ.....	2,524
5. Chipper Jones.....	2,499

RUNS SCORED

1. ALEX RODRIGUEZ.....	1,898
2. DEREK JETER.....	1,868
3. Johnny Damon.....	1,668
4. Chipper Jones.....	1,619
5. Jim Thome.....	1,583

HITS

1. DEREK JETER.....	3,304
2. ALEX RODRIGUEZ.....	2,901
3. Omar Vizquel.....	2,877
4. Johnny Damon.....	2,769
5. Chipper Jones.....	2,726

RBI

1. ALEX RODRIGUEZ.....	1,950
2. Jim Thome.....	1,699
3. Chipper Jones.....	1,623
4. Albert Pujols.....	1,434
5. Jason Giambi.....	1,405

600 HOME RUN CLUB

Player	Team	Date	Pitcher	Opp.	Age	AB No.
Babe Ruth	Yankees	8/21/31	George Blaeholder	at St. Louis	36 yrs, 196 days	6,921
Willie Mays	Giants	9/22/69	Mike Corkins	at San Diego	38 yrs, 139 days	9,514
Hank Aaron	Braves	4/27/71	Gaylord Perry	vs. San Francisco	37 yrs, 81 days	10,014
Barry Bonds	Giants	8/9/02	Kip Wells	vs. Pittsburgh	38 yrs, 16 days	8,211
Sammy Sosa	Rangers	6/20/07	Jason Marquis	vs. Chicago-NL	38 yrs, 220 days	8,637
Ken Griffey, Jr.	Reds	6/9/08	Mark Hendrickson	at Florida	38 yrs, 201 days	9,042
ALEX RODRIGUEZ	Yankees	8/4/10	Shaun Marcum	vs. Toronto	35 yrs, 8 days	8,688
Jim Thome	Twins	8/15/11 (G2)	Daniel Schlereth	at Detroit	40 yrs, 353 days	8,167

- ▶ His eighth-inning RBI in 6/10 win vs. the Mets was the 1,918th of his career, surpassing Eddie Murray (1,917) for seventh place on Baseball's all-time RBI list.
- ▶ Hit game-tying grand slam in the eighth inning in 6/12 win at Atlanta...was his 23rd career grand slam, tying Lou Gehrig for the most in Baseball history...was his 13th grand slam as a Yankee, surpassing Babe Ruth (12) and tying Joe DiMaggio (13) for second place on the club's all-time list (behind Gehrig's 23).
- ▶ Scored the 1,860th run of his career in 6/18 win vs. Atlanta, surpassing Mel Ott (1,859) for sole possession of 11th place on Baseball's all-time runs scored list.
- ▶ Recorded his 1,925th career RBI with a solo HR in 6/20 loss vs. Atlanta, surpassing Jimmie Foxx (1,924) for sole possession of sixth place on Baseball's all-time list.
- ▶ Hit safely in a season-high 13 straight games from 7/19-9/9, batting .347 (17-for-49) with 12R, 4 doubles, 3HR and 9RBI over the stretch...was his longest streak since opening the 2007 season hitting safely in his first 18G.
- ▶ Was placed on the 15-day disabled list from 7/25-9/3 with a left fifth metacarpal fracture (missed 36 team games)...suffered the injury after being hit by a Felix Hernandez pitch in the eighth inning on 7/24...made two rehab starts (1-3B/1-DH) with Single-A Tampa on 8/31 and 9/1, going 0-for-7 with 1R and 1BB.
- ▶ Batted.261 (29-for-111) with 20R, 3 doubles, 3HR, 13RBI and 13BB from his return from the D.L. on 9/3 through the end of the season.
- ▶ Reached his 37th birthday (on 7/27) with 644HR, the most ever for a player prior to their 37th birthday...his 1,928RBI were second-most prior to turning 37, trailing only Lou Gehrig (1,994).
- ▶ Played in his 2,500th career game in 9/6 loss at Baltimore...became the fourth active player to reach the mark, joining teammate Derek Jeter (who did so earlier in 2012), Omar Vizquel and Jim Thome...with 2,876 and 1,185 extra-base hits, only two players tallied as many hits and extra-base hits though their first 2,500 games: Stan Musial (3,176H, 1,233 extra-base hits) and Hank Aaron (3,044H, 1,200 extra-base hits).
- ▶ Hit his 300th home run as a Yankee in 9/7 win at Baltimore.
- ▶ Scored his 1,883rd career run in 9/8 loss at Baltimore, surpassing Tris Speaker (1,882) for sole possession of 10th place on Baseball's all-time list.
- ▶ Scored his 1,889th career run on a two-run HR in 9/14 loss vs. Tampa Bay, surpassing Lou Gehrig (1,888) for sole possession of ninth place on Baseball's all-time list.
- ▶ Surpassed Zack Wheat (2,884) for sole possession of 27th place on Baseball's all-time hits list with his 2,885th career hit in 9/15 win vs. Tampa Bay.
- ▶ Scored his 1,889th career run in 9/14 loss vs. Tampa Bay, surpassing Lou Gehrig (1,888) for sole possession of ninth place on Baseball's all-time runs scored list.
- ▶ Went 11 games without driving in a run from 9/19 (Game 2)-9/30...tied the second-longest such streak of his career (also 11G from 7/2-15/97) behind only a 13-game stretch without an RBI from 6/3-17/03.
- ▶ Drove in his 1,950th career run with a sacrifice fly in 10/1 win vs. Boston, tying Stan Musial for fifth place on Baseball's all-time list.
- ▶ Snapped a career-high 67AB stretch without an extra-base hit with his fifth-inning double in 10/3 win vs. Boston (credit: *Elias*)...was his first extra-base hit since a home run on 9/14 vs. Tampa Bay.
- ▶ Batted .300 (15-for-50) with 5R, 5 doubles, 2HR and 14RBI in 19 spring training contests.



MOST RBI, SINGLE POSTSEASON, ALL TIME

- | | |
|--------------------------------|-----------------------|
| 1. David Freese | 21 (2011, STL) |
| T2. Sandy Alomar, Jr. | 19 (1997, CLE) |
| David Ortiz | 19 (2004, BOS) |
| Scott Spiezio | 19 (2002, ANA) |
| 5. ALEX RODRIGUEZ | 18 (2009, NYY) |

MOST GAME-WINNING RBI, Since 2005

- | | |
|--------------------------------|------------|
| 1. Albert Pujols | 147 |
| 2. Miguel Cabrera | 118 |
| 3. Ryan Howard | 114 |
| 4. David Wright | 108 |
| 5. ALEX RODRIGUEZ | 107 |

MOST CAREER GAMES, 6-OR-MORE RBI, ALL TIME

Credit: Elias Sports Bureau

- | | |
|--------------------------------|-----------|
| 1. ALEX RODRIGUEZ | 14 |
| Lou Gehrig | 14 |
| T3. Joe DiMaggio | 12 |
| Babe Ruth | 12 |
| 5. Dave Kingman | 11 |

PERSONAL

- ▶ Full name is Alexander Enmanuel Rodriguez...has two daughters, Natasha and Ella...signed by Fernando Arguelles...had outstanding three-year career at Westminster Christian High School in Miami, Fla. (graduated in 1993)...batted .419 with 17HR, 70RBI and 90SB in 100 games as team went 86-13-1...was first team prep All-American as a senior, hitting .505 with 9HR, 36RBI and 35SB (in 35 attempts) in 33 games...selected as the USA Baseball Junior "Player of the Year" and as Gatorade's "National Baseball Student Athlete of the Year"...was the first high school player to try out for Team USA in 1993 and also play with U.S. Junior National Squad that summer...participated in Little League and American Legion programs...also played basketball and football in high school...hobbies include basketball, golf and boating...favorite players growing up were Keith Hernandez, Dale Murphy and Cal Ripken, Jr.
- ▶ Joined the Boys & Girls Club of Miami-Dade in 1982 at the age of 7 and remained a member until the day he was drafted in 1993...since reaching the Major Leagues, has worked extensively with the Boys & Girls Club of Miami-Dade, dedicating time, effort and resources toward its continued development...created the Alex Rodriguez Evening with the All-Stars in 1998 and has raised over \$500,000 for the Club...has also served as a national spokesperson for the Boys & Girls Clubs of America...championed Campaign 3 p.m., which is the Boys & Girls Clubs national initiative to enroll every child in America in an after-school program...hosted a two-hour clinic at the Boys & Girls Club in November 2007 for approximately 85 youngsters between the ages of 9 and 14 on a field named after him.
- ▶ In 2007, personally donated \$500,000 to the Alex Rodriguez Learning Center at the Boys & Girls Club of Miami-Dade which opened in January 2010...the 8,000 square foot educational facility for the advancement of literacy, computer study and math, includes three separate classrooms, a computer technology lab and a research technology lab with 25 computers...an additional wing houses the teen center with a study hall with computers and a teen lounge with games, a big screen television and books.
- ▶ In January of 2003, donated \$3.9 million to the University of Miami...the money was directed to construction costs for the remodeling of the baseball stadium, as well as scholarship money for the Boys & Girls Clubs of Miami-Dade...one student from the Club will be awarded a four-year scholarship to the University each year...the scholarship will be awarded in perpetuity, so an unlimited number of children benefit from this donation...in 2005, donated \$200,000 to the Children's Aid Society, a New York City-based children's advocacy and charity group...his donation supported the placement of therapists into schools located in Washington Heights—the neighborhood in which Alex was born...the donation will fund the project for an entire school year.
- ▶ Also in 2005, Alex donated \$50,000 to the Dominican Republic branch of UNICEF...this donation fully funded five day-care centers outside of Santo Domingo...these five centers were able to purchase enough school supplies, food and personal hygiene products for one full year, with over 1,500 students benefiting from his contribution.
- ▶ Is dedicated to positively impacting families in distress by supporting programs focusing on improved quality of life, education and mental health...teamed up with hip-hop icon Jay-Z on 11/15/06 to host a celebrity poker tournament with over \$500,000 in proceeds going to charitable endeavors of both men...co-hosted Family Fun Day at the Miami Seaquarium in January 2007 with the Ronald McDonald House Charities of South Florida...authored a children's picture book in February 2007, "Out of the Ballpark," published in English and Spanish...hosted a book signing at FAO Schwartz in Manhattan on 7/20/07 and read to a group of 9 year olds...participated in a Q & A session with Michael Kay for 500 kids from local community groups at Niketown in New York on 8/1/07.
- ▶ Received a 2007 Thurman Munson Award for his accomplishments on the field and his philanthropic work within the community...was also honored with the 2008 Sid Mercer Award, presented by the New York chapter of the BBWAA to their "Player of the Year"...was presented the Key to the City by New York City Mayor Michael Bloomberg on 8/16/07 during an on-field, pregame ceremony in recognition of his 500th home run.
- ▶ Was presented with a plaque by the United Youth Baseball League on 4/4/08 after donating \$10,000 to the league to help pay for field fees, insurance and uniforms for the kids...spoke to 2,000 local Bronx kids about the importance of education and practice in life at Macombs Dam Park, adjacent to Yankee Stadium in July 2008...held a hitting clinic at a youth sports complex in Mexico City in November 2008.
- ▶ Donated \$250,000 towards the completion of the new Pediatric Outpatient Unit at Bronx-Lebanon Hospital in New York City in 2008, aimed at providing quality medical attention for local children who are not covered by insurance...participated in the opening ceremony of the Alex Rodriguez Pediatric Outpatient Center on 6/30/10...also pledged another \$250,000 over the next five years to fund the Community DentCare Network from the Columbia University College of Dentistry, sponsoring mobile vans in the Bronx and Washington Heights areas that provide dental care and education to those who cannot otherwise afford it.
- ▶ Joined actor Richard Gere as coach for an All-Star Little League game at Franz Sigel Park in the Bronx on 6/6/09...served as "Chef-for-a-Day" each of the last two seasons at El Nuevo Caridad Restaurant in Washington Heights, feeding nearly 50 neighborhood kids...played in community stickball game across the street from Yankee Stadium on 8/29/09.
- ▶ Collected donations from fans at the Yankees' 16th Annual Holiday Food Drive on 12/17/09 at Yankee Stadium...hosted six high-achieving students from the Bronx Preparatory Charter School ("Bronx Prep") for a private lunch at Yankee Stadium on 8/8/10.

Rodriguez's Career Playing Record

Year	Club	AVG	G	AB	R	H	2B	3B	HR	RBI	SH	SF	HP	BB	SO	SB	CS	E	OBP	SLG
1994	Appleton	.319	65	248	49	79	17	6	14	55	1	3	2	24	44	16	5	19	.379	.605
	Jacksonville	.288	17	59	7	17	4	1	1	8	0	0	0	10	13	2	1	3	.391	.441
	SEATTLE	.204	17	54	4	11	0	0	0	2	1	1	0	3	20	3	0	6	.241	.204
	Calgary	.311	32	119	22	37	7	4	6	21	0	0	1	8	25	2	4	3	.359	.588
1995	Tacoma	.360	54	214	37	77	12	3	15	45	1	2	2	18	44	2	4	10	.411	.654
	SEATTLE	.232	48	142	15	33	6	2	5	19	1	0	0	6	42	4	2	8	.264	.408
1996	SEATTLE - a	*.358	146	601	*141	215	*54	1	36	123	6	7	4	59	104	15	4	15	.414	.631
	Tacoma	.200	2	5	0	1	0	0	0	0	0	0	2	1	0	0	1	.429	.200	
1997	SEATTLE - b	.300	141	587	100	176	40	3	23	84	4	1	5	41	99	29	6	24	.350	.496
1998	SEATTLE	.310	161	*686	123	*213	35	5	42	124	3	4	10	45	121	46	13	18	.360	.560
1999	SEATTLE - c	.285	129	502	110	143	25	0	42	111	1	8	5	56	109	21	7	14	.357	.586
2000	SEATTLE - d	.316	148	554	134	175	34	2	41	132	0	11	7	100	121	15	4	10	.420	.606
2001	TEXAS - e	.318	#162	632	*133	201	34	1	*52	135	0	9	16	75	131	18	3	18	.399	.622
2002	TEXAS	.300	#162	624	125	187	27	2	*57	*142	0	4	10	87	122	9	4	10	.392	.623
2003	TEXAS	.298	161	607	*124	181	30	6	*47	118	0	6	15	87	126	17	3	8	.396	*600
2004	YANKEES - f	.286	155	601	112	172	24	2	36	106	0	7	10	80	131	28	4	13	.375	.512
2005	YANKEES	.321	#162	605	*124	194	29	1	*48	130	0	3	16	91	139	21	6	12	.421	.610
2006	YANKEES	.290	154	572	113	166	26	1	35	121	0	4	8	90	139	15	4	24	.392	.523
2007	YANKEES	.314	158	583	*143	183	31	0	*54	*156	0	9	21	95	120	24	4	13	.422	*645
2008	YANKEES - g	.302	138	510	104	154	33	0	35	103	0	5	14	65	117	18	3	10	.392	.573
2009	YANKEES - h	.286	124	444	78	127	17	1	30	100	0	3	8	80	97	14	2	9	.402	.532
2010	YANKEES - i	.270	137	522	74	141	29	2	30	125	0	11	3	59	98	4	3	7	.341	.506
2011	YANKEES - j	.276	99	373	67	103	21	0	16	62	0	3	5	47	80	4	1	6	.362	.461
	Tampa	.333	2	6	2	2	1	0	1	2	0	0	0	1	3	0	0	0	.429	1.000
	Scranton/WB	.400	2	5	0	2	0	0	0	1	0	0	0	2	1	0	0	1	.571	.400
2012	Tampa	.000	2	7	1	0	0	0	0	0	0	0	0	1	4	0	0	1	.125	.000
	YANKEES - k	.272	122	463	74	126	17	1	18	57	0	5	10	51	116	13	1	8	.353	.430
Minor League Totals		.324	176	663	118	215	41	14	37	132	2	5	5	66	135	22	14	37	.387	.596
Major League Totals		.300	2524	9662	1898	2901	512	30	647	1950	16	101	167	1217	2032	318	74	233	.384	.560
NY Yankees		.292	1249	4673	889	1366	227	8	302	960	0	50	95	658	1037	141	28	102	.387	.538

* League leader

Tied for league lead

Selected by Seattle in the first round (first pick overall) of the 1993 First-Year Player Draft.

a - Placed on the 15-day disabled list from June 12 - May 7, 1996 with a pulled left hamstring.

b - Placed on the 15-day disabled list from June 22-27, 1997 with a deep chest bruise.

c - Placed on the 15-day disabled list from April 7 - May 14, 1999 with torn cartilage in his left knee.

d - Placed on the 15-day disabled list from July 8-24, 2000 with a right knee strain.

e - Signed by Texas as a free agent on December 11, 2000.

f - Traded to New York (AL) on February 16, 2004 with cash in exchange for 2B Alfonso Soriano and player to be named later (INF Joaquin Arias).

g - Placed on the 15-day disabled list from April 30 - May 20, 2008 with a strained right quadriceps.

h - Placed on the 15-day disabled list on April 4 (retroactive to March 27) - May 8, 2009 with a right hip labral tear.

i - Placed on the 15-day disabled list from August 21-September 4, 2010 with a strained left calf.

j - Placed on the 15-day disabled list from July 14 (retroactive to July 8)-August 20, 2011 recovering from right knee surgery.

k - Placed on the 15-day disabled list from July 25-September 2, 2012 with a left fifth metacarpal fracture.

Rodriguez's Division Series Record

YEAR	TEAM	AVG	G	AB	R	H	2B	3B	HR	RBI	SH	SF	HP	BB	SO	SB	CS	E	OBP	SLG
1995	SEA vs. NYY	.000	1	1	0	0	0	0	0	0	0	0	0	0	0	0	0	0	.000	.000
1997	SEA vs. BAL	.313	4	16	1	5	1	0	1	1	0	0	0	0	5	0	0	0	.313	.563
2000	SEA vs. CWS	.308	3	13	0	4	0	0	0	2	1	0	0	0	2	0	1	0	.308	.308
2004	NY Yankees vs. MIN	.421	4	19	3	8	3	0	1	3	0	0	0	2	1	2	1	0	.476	.737
2005	NY Yankees vs. LAA	.133	5	15	2	2	1	0	0	0	0	0	2	6	5	1	1	1	.435	.200
2006	NY Yankees vs. DET	.071	4	14	0	1	0	0	0	0	0	0	1	0	4	0	0	1	.133	.071
2007	NY Yankees vs. CLE	.267	4	15	2	4	0	0	1	1	0	0	0	2	6	0	0	0	.353	.467
2009	NY Yankees vs. MIN	.455	3	11	4	5	0	0	2	6	0	0	0	1	2	0	0	0	.500	1.000
2010	NY Yankees vs. MIN	.273	3	11	1	3	0	0	0	1	0	1	0	1	2	1	0	0	.308	.273
2011	NY Yankees vs. DET	.111	5	18	1	2	0	0	0	3	0	1	0	4	6	0	0	0	.261	.111
Division Series Totals		.256	36	133	15	34	5	0	5	17	1	2	3	16	33	4	3	2	.344	.406

Rodriguez's League Championship Series Record

Year	Club vs. Opp.	AVG	G	AB	R	H	2B	3B	HR	RBI	SH	SF	HP	BB	SO	SB	CS	E	OBP	SLG
1995	SEA vs. CLE	.000	1	1	0	0	0	0	0	0	0	0	0	0	1	0	0	0	.000	.000
2000	SEA vs. NYY	.409	6	22	4	9	2	0	2	5	0	0	0	3	8	1	0	0	.480	.773
2004	SEA vs. BOS	.258	7	31	8	8	2	0	2	5	0	0	2	4	6	0	0	0	.378	.516
2009	NY Yankees vs. LAA	.429	6	21	6	9	2	0	3	6	0	1	0	8	3	1	0	0	.567	.952
2010	NY Yankees vs. TEX	.190	6	21	4	4	2	0	0	2	0	0	1	3	4	1	0	1	.320	.286
LCS Totals		.313	26	96	22	30	8	0	7	18	0	1	3	18	22	3	0	1	.432	.615

Rodriguez's World Series Record

Year	Club vs. Opp.	AVG	G	AB	R	H	2B	3B	HR	RBI	SH	SF	HP	BB	SO	SB	CS	E	OBP	SLG
2009	NY Yankees vs. Philadelphia Phillies	.250	6	20	5	5	3	0	1	6	0	0	3	3	8	1	0	1	.423	.550
World Series Totals		.250	6	20	5	5	3	0	1	6	0	0	3	3	8	1	0	1	.423	.550
POSTSEASON TOTALS		.277	68	249	42	69	16	0	13	41	1	3	9	37	63	8	3	4	.386	.498

Rodriguez's All-Star Game Record

Year	Club, Site	AVG	G	AB	R	H	2B	3B	HR	RBI	SH	SF	HP	BB	SO	SB	CS	E	OBP	SLG
1996	SEA, Philadelphia	.000	1	1	0	0	0	0	0	0	0	0	0	0	0	0	0	0	.000	.000
1997	SEA, Cleveland	.333	1	3	0	1	0	0	0	0	0	0	0	0	2	0	0	0	.333	.333
1998	SEA, Colorado	.667	1	3	2	2	0	0	1	1	0	0	0	0	1	0	0	0	.667	1.667
2000	SEA, Atlanta																			
Injured - Did Not Play																				
2001	TEX, Seattle	.000	1	2	0	0	0	0	0	0	0	0	0	0	2	0	0	0	.000	.000
2002	TEX, Milwaukee	.000	1	2	0	0	0	0	0	0	0	0	0	0	2	0	0	0	.000	.000
2003	TEX, Chicago-AL	.333	1	3	1	1	0	0	0	0	0	0	0	0	1	0	0	0	.333	.333
2004	NY Yankees, Houston	.333	1	3	0	1	0	1	0	1	0	0	0	0	1	0	0	0	.333	1.000
2005	NY Yankees, Detroit	.500	1	2	1	1	0	0	0	0	0	0	0	1	0	0	0	0	.667	.500
2006	NY Yankees, Pittsburgh	.000	1	2	0	0	0	0	0	0	0	0	0	0	0	0	0	0	.000	.000
2007	NY Yankees, San Francisco	.333	1	3	0	1	0	0	0	0	0	0	0	0	0	0	0	0	.333	.333
2008	NY Yankees, New York-AL	.000	1	2	0	0	0	0	0	0	0	0	0	0	1	0	0	0	.000	.000
2010	NY Yankees, Los Angeles-AL																			
Selected - Did Not Play																				
2011	NY Yankees, Arizona																			
Selected - Did Not Play																				
All-Star Game Totals		.269	11	26	4	7	0	1	1	2	0	0	0	1	10	1	0	0	.296	.462

Rodriguez's World Baseball Classic Record

Year	Country, Site	AVG	G	AB	R	H	2B	3B	HR	RBI	SH	SF	HP	BB	SO	SB	CS	E	OBP	SLG
2006	USA, USA	.333	6	21	3	7	1	0	0	3	0	0	0	2	7	0	0	0	.391	.381

Rodriguez's Career Fielding Record

Position	PCT	G	PO	A	E	TC
Third Base	.964	1162	728	2022	102	2852
Shortstop	.977	1272	2014	3605	131	5750

Rodriguez's Career Home Run Chart

MULTI-HOMER GAMES: 60. **TWO-HOMER GAMES:** 56, last on 5/23/12 vs. Kansas City. **THREE-HOMER GAMES:** 4, last on 8/14/10 at Kansas City. **GRAND SLAMS:** 23, last on 6/12/12 at Atlanta (Jonny Venters). **PINCH-HIT HR:** None. **INSIDE-THE-PARK HR:** None. **WALK-OFF HR:** 9 (six as a Yankee), last on 8/7/09 vs. Boston (Junichi Tazawa). **LEADOFF HR:** None.

Rodriguez's Postseason Home Run Chart

Multi-Home Run Games: None; **Two-Home Games:** None; **Grand Slams:** None; **Pinch-Hit Home Runs:** None; **Inside-The-Park Home Runs:** None; **Walk-Off Home Runs:** None; **Leadoff:** None.



CC SABATHIA

NUMBER	HEIGHT	WEIGHT	BATS	THROWS
52	6-7	290	L	L
POSITION LEFT-HANDED PITCHER				



BIRTHDATE
July 21, 1980

2012 OPENING DAY AGE
31

BIRTHPLACE
Vallejo, Calif.

RESIDES
Alpine, N.J.

M.L. SERVICE
12 years

CAREER HIGHLIGHTS
A.L. Cy Young Award
▶ 2007

A.L. All-Star Team
▶ 2003, 2004, 2007,
2010, 2011, 2012

ALCS MVP
▶ 2009

STATUS

- ▶ Signed as a free agent to a seven-year contract, extending through the 2015 season, on December 18, 2008...agreed to a one-year extension for the 2016 season, with an additional vesting club option for 2017 on October 31, 2011.

POSTSEASON NOTES

- ▶ Will be taking part in his sixth straight postseason, seventh overall (also 2001)...is 7-4 with a 4.81 ERA (86.0IP, 46ER) in 10 career postseason starts.
- ▶ Has made eight career Game 1 starts in the postseason, tying him with Whitey Ford and Roger Clemens for the second-most all time, trailing only Greg Maddux (11).
- ▶ As a Yankee in the postseason (since 2009), is 5-1 with a 3.54 ERA (61.0IP, 24ER) in 11 games (10 starts)... in home games at Yankee Stadium over the span, is 3-1 with a 2.32 ERA (31.0IP, 8ER) in 5GS... has never allowed more than 2R in a home postseason start.
- ▶ Appeared in three postseason games in the 2011 ALDS vs. Detroit after his Game 1 start was cut short due to rain...made his first career relief appearance in Game 5 loss (1.1IP, 2H, 1ER, 2BB, 4K)...snapped a stretch of 370 consecutive regular season and postseason starts to start his career...among pitchers whose first career relief outing came in the postseason, had the third-longest streak before it was snapped (Mike Mussina - 400 starts before first relief app. in Game 7 of the 2003 ALCS vs. Boston; and John Smoltz - 380 starts before first relief app. in Game 2 of the 1999 NLCS w/ Atlanta vs. Mets).
- ▶ Made five postseason starts for the World Champion Yankees in 2009, going 3-1 with a 1.98 ERA (36.1IP, 28H, 9R, 8ER, 9BB, 32K, 4HR, 1HP) and limiting opponents to 3ER or less in each outing... started Game 1 in all three rounds... earned 2009 ALCS MVP after winning both starts with a 1.13 combined ERA (16.0IP, 2ER)...won his Yankees postseason debut on 10/7 in Game 1 of the ALDS vs. Minnesota (6.2IP, 8H, 2R, 1ER, 0BB, 8K, 1HP)...became the third African-American Yankees pitcher to start a World Series game, joining Dock Ellis and Al Downing... became the seventh Yankee to record three-or-more wins in a single postseason, joining Andy Pettitte (2003 and '09), Mike Stanton (2000), Orlando Hernandez (1999 and 2000), David Wells (1998), Dave Righetti (1981) and Sparky Lyle (1977).
- ▶ Made two 2009 postseason starts on three days' rest (World Series Game 4 at Philadelphia and ALCS Game 4 at Los Angeles-AL), going 1-0 with a 2.45 ERA (14.2IP, 4ER)... made one other career postseason start on three-days' rest, taking the loss in the 2008 NLDS Game 2 w/ Milwaukee vs. Philadelphia (3.2IP, 5ER).
- ▶ Won his first career postseason start in ALDS Game 3 on 10/13/01 vs. Seattle (w/ Cleveland)... at the time, was the second-youngest pitcher to win a Division Series game behind only Fernando Valenzuela (defeated Houston in 1981)... also became the thirdyoungest pitcher in Division Series history (youngest in ALDS history) to start a game behind Valenzuela (1981, 20 years, 339 days) and Rick Ankiel (2000, 21 years, 77 days).

BESTS & STREAKS

Complete Games

35 - Last vs. SEA, 8/3/12

Low hit CG

1 - at PIT, 8/31/08

IP (start)

9.0 - 27 times

Last: vs. SEA, 8/3/12

IP (relief)

N/A

Hits

13 - at MIN, 7/15/06

Runs

9 - 5 times

Last: at TB, 10/2/09

BB

6 - 3 times

Last: at OAK, 4/22/10

SO

14 - vs. SEA, 7/26/11

HR

5 - vs. TB, 8/12/11

Winning Streak

12g - 6/10-8/31/08

Losing Streak

5g - 7/6-30/05

CAREER NOTES

- ▶ Since his debut in 2001, has a 191-102 (.652) record with a 3.50 ERA and 2,214K in 383 starts, marking the most wins and strikeouts in the Majors over the stretch...is second in starts, IP (2,564.1) and complete games (35), and tied for second in shutouts (12) over the span.
- ▶ Owns 191 career victories and 2,214K, one of only five MLB pitchers all-time to reach those respective marks prior to beginning a season with an Opening Day age of 32 (also Walter Johnson, Christy Mathewson, Bob Feller and Don Drysdale)...his 191 victories are the ninth-most for any pitcher that debuted in the live-ball era and the 16th most (since 1893) for any pitcher through his age-31 season (began the season with an Opening Day age of 31).
- ▶ Owns 34 career games of at least 10K, third-most among active pitchers behind Johan Santana (50) and Javier Vazquez (43)...has recorded 15 games of 10-or-more strikeouts as a Yankee, the fourth-most in the Live Ball Era (Ron Guidry-23, David Cone-21 and Al Downing-17)...his 2,214K are the 11th-most since 1893 for any pitcher through his age-31 season.
- ▶ Among all active Major League pitchers who finished the season on a Major League roster, is second in strikeouts, third in complete games, fourth in wins, (Andy Pettitte-269, Roy Halladay-199, Tim Hudson-197) and shutouts, seventh in starts, eighth in IP and ninth in ERA (min: 1,500.0IP)...among active lefthanders on Major League rosters at the end of the season, is first in winning percentage (min: 100 decisions), second in wins and strikeouts, third in ERA (min: 1,000.0IP) and fourth in starts.
- ▶ Has gone 91-39 (.700) with a 3.11 ERA over the last five seasons (2008-12), leading the Majors in wins, winning pct. (min: 50 decisions), and IP (1158.0), ranking third in strikeouts (1,072) and tied for fourth in shutouts (7).
- ▶ Has recorded at least 11 wins in each of his first 12 seasons to begin his Major League career, one of just four pitchers in the Modern Era (since 1900) to accomplish the feat: also Don Sutton (first 17 seasons, 1966-82), Eddie Plank (first 16 seasons, 1901-16) and Tom Seaver (first 13 seasons, 1967-79)...*Elias* notes that he is the only pitcher in Baseball history to win more than 10 games while posting a winning record in each of his first 11 Major league seasons.
- ▶ Has won at least 15 games in each of his first four seasons with the Yankees... is the only Major League hurler to win at least 15 games in each of the last six seasons (2007-12)... is the first Yankee to reach 15 wins in four straight seasons since Ron Guidry (1977-80), and one of six Yankees to do so in each of his first four years with the club - first since Allie Reynolds (six straight, 1947-52).
- ▶ With 19, 21, and 19 wins, respectively, from 2009-11, became the first Major Leaguer to win at least 19 games in three straight years since Randy Johnson (2000-02) and the first American Leaguer since Dave Stewart won 20 games in each season from 1987-90 (credit: *Elias*)...became just the fourth Yankee with at least 19 wins in three-or-more straight years, joining Vic Raschi (4 straight years, 1948-51); Red Ruffing (4, 1936-39); and Jack Chesboro (4, 1903-06 in the first four seasons the franchise was based in New York)...joins Chesboro as the second to accomplish the feat in his first three years with the club...was the first pitcher to win at least 19 games in each of his first three seasons with a team since Oakland's Ken Holtzman, Cleveland's Gaylord Perry and the Angels' Nolan Ryan each accomplished the feat from 1972-74.
- ▶ Had his streak of five straight years with at least 17 wins snapped in 2012...was the first pitcher to accomplish the feat since Randy Johnson did so in six straight seasons from 1997-2002...from 1976-2011, the only other pitchers to accomplish the feat were Greg Maddux (1997-2001) and Roger Clemens (7 straight seasons, 1986-92) according to the *Elias Sports Bureau*.
- ▶ Has tossed at least 200.0IP in each of the last six seasons (2007-12), joining Mark Buehrle as the only left-handers to reach the plateau in each season over the span...included a stretch of five straight season with at least 230.0IP from 2007-11...according to *Elias*, since 1990, just two other pitchers had streaks as long as Sabathia's: Randy Johnson (1998-2002) and Kevin Brown (1996-2000)...was the first Yankees pitcher since Ed Figueroa (1976-78) and first Yankees LHP since Fritz Peterson (1969-72) to record at least 230.0IP in three-or-more consecutive seasons.
- ▶ Has recorded at least 139K in each of his 12 Major League seasons, just the third Major Leaguer in the Modern Era to record as many or more strikeouts in each season from the start of his career, joining Tom Seaver (first 12 seasons, 1967-78) and Don Sutton (first 13, 1966-78).



BIRTHDAY BOY

Celebrated his 32nd birthday on 7/21/12...with an 186-99 (.653) career record prior to turning 32, marked the most such victories by a pitcher since Catfish Hunter compiled 210 wins before his 32nd birthday in 1978...according to *Elias*, the last eight pitchers with at least 186 wins before turning 32 are all in the Hall of Fame: Bob Feller (208, 1950), Hal Newhouser (200, 1953), Robin Roberts (206, 1958), Don Drysdale (202, 1968), Juan Marichal (191, 1969), Ferguson Jenkins (191, 1975), Jim Palmer (194, 1977) and Hunter... *Elias* also notes that over the last 100 years, only three other pitchers reached their 32nd birthday with as many wins and as high of a career winning percentage as Sabathia: Christy Mathewson (306-141, .685), Grover Alexander (192-89, .683) and Juan Marichal (191-88, .685).

- Owns three seasons of at least 200K (2007-08, '11), trailing only Johan Santana for most among active LHPs.

- Leads all active Major League pitchers under age 35 in strikeouts (2,214), under age 35 in wins (191) and under age 33 in innings pitched (2,564.1).

- With 383 career starts, owns the most career starts among active pitchers who have never made a regular season relief appearance...has made at least 30 starts in 10 of his 11 big league seasons.

- Has thrown a Major League-high 39,979 pitches since his debut in 2001.

- Has 74 wins since joining the Yankees prior to the 2009 season, second behind Detroit's Justin Verlander (78) for most in the Majors

over the span...over the same stretch, has compiled 77 starts of at least 7.0IP and 3ER-or-less, tied with Verlander, trailing only Felix Hernandez (88)...has posted a 3.22 ERA (905.OIP, 324ER) in 129GS since joining the Yankees, marking the second-best ERA among Yankees starters with at least 500.0 starting IP since George M. Steinbrenner became Principal Owner in 1973 (trailing only Rudy May, 3.13 ERA).

- Owns a 74-29 career record as a Yankee in 129 starts, winning 71.8% of his decisions and 57.4% of his starts...*Elias* notes that both respective percentages are the highest in franchise history among pitchers who have started at least 100 games.

- Went 59-23 (.720) in his first 100 starts with the Yankees...according to the *Elias Sports Bureau*, tied for the second-most wins by a Yankee within his first 100 games with the club (Jack Chesboro-63, Russ Ford-59), and was the most wins through 100 starts as a Yankee since Ron Guidry went 62-19 in his first 100 starts in pinstripes...*Elias* also notes that his 618K through his first 100GS as Yankee were the third-most in franchise history behind David Cone (673) and Ron Guidry (660).

- Is 33-11 with a 2.99 ERA (430.1IP, 143ER) and a .220 opponents average in 60 regular season starts at the current Yankee Stadium (since 2009), marking the most all-time wins at the venue...marks the sixth-most home wins by a Major League pitcher over the stretch (2009-12)...*Elias* notes that his .806 (29-7) winning percentage over his first 50 home starts at Yankee Stadium was the third-highest for any pitcher in franchise history, behind Ron Guidry (.854, 35-6) and David Cone (.833, 30-6).

- Won 21 consecutive regular season starts at Yankee Stadium from 7/18/09-9/10/10 (16-0, 2.05 ERA)...according to the *Elias Sports Bureau*, tied Whitey Ford (8/8/64-8/18/65 at the original Yankee Stadium) for the longest undefeated streak of starts by a Yankee at any Stadium (home or away), and was tied for the longest home winning streak in franchise history with Johnny Allen (1932-33) and Ron Guidry (1985-86).

- Won at least 12 games prior to the All-Star break in 2010 and 2011, just the second Yankee in franchise history to do so in consecutive years - also Tommy John (13-4 in 1979; 12-3 in 1980)...became just the fifth pitcher in the last 20 seasons (1992-2011) to win 12-or-more games prior to the break in consecutive seasons, joining Jack McDowell (1992-93 w/Chicago-AL), Curt Schilling (2001-02 w/Arizona), Mark Mulder (2003-04 w/Oakland) and Roy Halladay (2005-06 w/Toronto).

SABATHIA'S 2012 PITCHING LINES

Date/Opp	Score	W/L	IP	H	R	ER	HR	BB	K	NP/K	ERA	Left game
4/6 at TB	6-7	ND	6.0	8	5	5	2	3	7	104/63	7.50	Leading 6-5
4/11 at BAL	6-4	ND	6.0	8	4	4	0	2	8	112/70	6.75	Tied 4-4
4/17 vs. MIN*	8-3	W	7.1	4	3	3	1	1	7	112/73	5.59	Leading 8-3
4/23 at TEX	7-4	W	8.0	7	4	4	1	1	8	109/77	5.27	Leading 7-4
4/29 vs. DET*	6-2	W	8.0	4	2	2	2	2	8	106/70	4.58	Leading 6-2
5/4 at KC*	6-2	W	8.0	7	2	2	0	0	5	108/77	4.15	Leading 6-2
5/10 vs. TB*	5-3	W	8.0	7	2	0	0	1	10	119/81	3.51	Leading 5-2
5/15 at BAL	2-5	L	6.0	8	4	4	1	4	6	103/64	3.77	Trailing 4-0
5/20 vs. CIN*	2-5	L	7.0	6	3	3	2	5	6	121/73	3.78	Trailing 3-2
5/26 at OAK	9-2	W	7.0	7	2	2	1	2	4	109/73	3.66	Leading 7-2
6/1 at DET	9-4	W	7.0	8	3	3	1	2	5	113/76	3.68	Leading 7-3
6/7 vs. TB	3-7	L	7.0	7	5	2	0	1	12	121/83	3.69	Trailing 5-1
6/12 at ATL	6-4	W	7.0	10	4	4	0	2	6	109/69	3.80	Leading 6-4
6/18 vs. ATL 6-2 (CG)	W	9.0	7	2	2	0	1	10	116/84	3.55	Leading 6-2	
6/24 at NYM	6-5	ND	5.2	9	5	1	0	2	3	112/73	3.45	Leading 5-4
7/17 vs. TOR	6-1	W	6.0	4	0	0	0	1	6	87/66	3.27	Leading 3-0
7/22 at OAK*	4-5	ND	7.0	6	3	3	2	1	6	98/68	3.30	Leading 4-4
7/28 vs. BOS	6-8	ND	6.0	8	6	6	1	2	6	104/69	3.57	Trailing 6-3
8/3 vs. SEA 6-3 (CG)	W	9.0	3	3	3	2	1	10	103/72	3.53	Leading 6-3	
8/8 at DET*	12-8	W	6.2	8	5	3	0	1	7	94/67	3.56	Leading 8-4
8/24 at CLE*	3-1	W	7.1	4	1	1	1	1	9	100/63	3.44	Trailing 5-1
8/29 vs. TOR	5-8	L	7.0	9	5	2	1	0	8	99/69	3.40	Trailing 5-4
9/3 at TB*	3-4	ND	7.0	8	3	3	1	2	4	116/72	3.42	Tied 3-3
9/8 at BAL	4-5	L	6.1	8	5	5	3	0	5	109/72	3.56	Trailing 5-1
9/14 vs. TB	4-6	L	6.2	6	4	4	0	2	3	110/73	3.63	Trailing 4-2
9/21 vs. OAK	2-1	ND	8.0	3	0	0	0	2	11	113/71	3.47	Leading 1-0
9/26 at MIN	8-2	W	8.0	6	2	2	0	1	10	118/89	3.42	Leading 8-2
10/1 vs. BOS	10-2	W	8.0	4	2	2	1	1	7	103/69	3.38	Leading 10-2
2012 Totals	28GS	15-6	200.0	184	89	75	22	44	197		3.38	

*start came after a Yankees loss/**Bold-season high** / (CG) complete game

2012

- ▶ Was 15-6 with a 3.38 ERA (200.0IP, 75ER) and 197K in 28 starts for the Yankees...marked his sixth straight season with at least 15 wins and 200.0IP, making him the only pitcher to accomplish the feat since 2007...struck out 8.87 batters per 9.0IP, the second-best such mark of his career behind 2008 (.893K/9.0IP).
- ▶ Among AL pitchers, finished third in winning percentage (.714), seventh in strikeouts and opponents batting average (.238) and tied for 10th in wins...led Yankees pitchers in strikeouts, was second in IP (Kuroda-219.2), and third in wins (Phil Hughes-16 and Kuroda-16) and ERA (Petitite-2.87 and Kuroda-3.32)...received four no-decisions in starts in which he left the game with a lead.
- ▶ Opponents batted .238 (184-for-774; 22HR); LH .227 (44-for-194, 6HR), RH .241 (140-580, 16HR)...marked his most homers allowed in a season, and his most home runs allowed to left-handed hitters since 2004 (seven).
- ▶ Ten of his 28 starts this season came following a Yankees' loss, with Sabathia combining to go 7-1 with a 2.66 ERA (74.1IP, 22ER) in those contests (15BB, 72K)...registered at least 7.0IP in all but one of those starts (6.2IP on 8/8 at Detroit), allowing 3ER or less in each of those appearances and 2ER or less in five of the outings.
- ▶ Had two sints on the 15-day disabled list, missing 18 games with a left groin strain (6/28-7/16) and missing 14 games with left elbow inflammation (8/11-8/23)...were his first trips to the D.L. since 2006.
- ▶ Tossed at least 7.0 innings in 19 of his outings, and 8.0 innings a team-high nine times (fifth most in the Majors in 2012).
- ▶ Walked two or fewer batters in 25 of his 28 starts in 2012, including each of his final 19 from 5/26 on...marked the second-longest such stretch in his career behind a 21-game span from 4/20-8/07/
- ▶ Won each of his first five decisions of the season, matching his best start to a season in his career (also 5-0 in 2007 w/ Cleveland when he won the Cy Young Award)...with no-decisions in his first two outings, was undefeated in first seven starts of the year (5-0, 3.51 ERA).
- ▶ Made his ninth career Opening Day start and fourth straight with the Yankees on 4/6 at Tampa Bay...joined Mel Stottlemyre, Lefty Gomez and Jack Chesbro as the only Yankees to make four consecutive Opening Day starts with the team...allowed a grand slam to Carlos Pena in the first inning (his sixth batter faced of the year, just the second allowed in his career (also Detroit's Edgar Rentaria on 4/16/08 w/Cleveland).
- ▶ After allowing 5ER in 6.0IP in his Opening Day start on 4/6 at Tampa Bay, lowered his ERA in each of his six successive starts from 4/11-5/10, going 5-0 with a 2.98 ERA (45.1IP, 15ER) over the stretch.
- ▶ Recorded at least 8.0IP in four consecutive starts from 4/23-5/10, tying a career high (fourth time, first since 5/19-6/4/11).
- ▶ Recorded a season-high 12K on 6/7 vs. Tampa Bay, marking his most strikeouts since a career-high 14K on 7/26/11 vs. Seattle...was the first time that he took the loss in a game in which he struck out 10-or-more batters since 7/29/07 w/Cleveland vs. Minnesota (11K).
- ▶ Registered his 34th career CG on 6/18 vs. Atlanta, marking his eighth as a Yankee (first this season) and his second in Interleague play (also 5/19/06 w/Cleveland vs. Pittsburgh).
- ▶ Recorded 87 pitches in his outing on 7/17 vs. Toronto, snapping a 23-start stretch of at least 100 pitches dating back to August 2011.
- ▶ Recorded his 35th career complete game on 8/3 vs. Seattle, earning the win in the 6-3 Yankees' victory (9.0IP, 3H, 3ER, 1BB, 10K, 2HR)...threw 103 pitches, the fewest by a Yankee in a complete game of at least 9.0IP since Bartolo Colon on 5/30/11 at Oakland (also 103 pitches).
- ▶ Was caught by Russell Martin in his start on 8/3 vs. Seattle, snapping a streak of 16 consecutive starts in which Chris Stewart served as his battery mate (4/17-7/28)... according to *Elias*, the streak had been Sabathia's longest string of consecutive starts with one catcher since Jason Kendall caught all 17 of his starts for the Brewers in 2008.
- ▶ With his start on 8/8 at Detroit, surpassed the 2,500.0IP mark for his career, becoming the youngest pitcher (age 32) to reach that milestone since Greg Maddux did so at age 31 in 1997 (credit: *Elias*).
- ▶ Lost three straight decision over four winless starts from 8/29-9/14... the three-game losing streak was his longest as a Yankee.
- ▶ Gave up a lead in five straight starts from 8/24-29, matching the longest such streak of his career (also 2007 w/ Cleveland)... was the longest such streak by a Yankee since Kei Igawa in 2007 (credit: *Elias*).
- ▶ Made his 125th regular season start with the Yankees on 9/8 at Baltimore, recording the loss... went 72-28 (.720) over his first 125 regular season starts with the team, marking the most wins in franchise history through 125 starts since Ron Guidry went 75-30 (.714) to that point in his career (credit: *Elias*)...also marked the highest winning percentage in Yankees history over the stretch since Whitey Ford went 73-22 (.768) over his first 125 starts (73-22).
- ▶ Combined to strike out 21 batters over his two starts on 9/21 vs. Oakland (11K) and 9/26 at Minnesota (10K)... marked the fourth time that he fanned at least 10 batters in back-to-back starts (third time as a Yankee, doing so twice in 2011).
- ▶ Went 2-0 with a 1.50 ERA (24.0IP, 13H, 4ER) over his final three starts, tossing 8.0 innings and limiting opponents to 2R or less in each outing and three extra-base hits...tied the longest streak of at least 8.0IP and 2R or less in his career (fifth time, second this season - also 4/29-5/10).

PERSONAL

- ▶ Full name is Carsten Charles Sabathia...he and his wife, Amber, have two sons, Carsten Charles III and Carter Charles, and two daughters, Jaden Arie and Cyia Cathleen...attended Vallejo Senior High School where he compiled a mark of 6-0 with a 0.77 ERA (46.2IP, 14H, 4ER, 14BB, 82K) during his senior season...was the top high school prospect coming out of Northern California according to *Baseball America*...was also an all-conference tight end in football at Vallejo...had scholarship offers to play college football and had signed a letter of intent at Hawaii...was selected to the 2000 United States Olympic Team Roster and appeared in one pre-Olympic tournament game in Sydney, Australia, but was not on the official 24-man, Gold Medal-winning roster.
- ▶ Was honored by having the Vallejo City Unified School District board rename his high school field "CC Sabathia Field at Patterson Park." in January 2012.
- ▶ Participates in national quarterly "Sit down with Amber and CC" High School assemblies to share his journey from humble beginnings to the bright lights in New York City.
- ▶ In 2009, officially established the CC Sabathia Family Foundation's "PitCCh In" along with his wife, Amber...the foundation is committed to the care and needs of inner-city children while helping to raise self-esteem through sports activities and education.
- ▶ Through "PitCCh In," the Sabathias have provided backpacks filled with back-to-school essentials and an autographed photo each of the last three years at his elementary school, Loma Vista School in Vallejo, Calif...replicated the charitable endeavor, along with his wife Amber, at P.S. 152 in the Bronx in 2010 and P.S. 160 Parkchester in the Bronx in 2011...for Thanksgiving 2009, joined Safeway to deliver 500 dinners to Vallejo families in need...played secret Santa for 22 Vallejo teenagers in foster care for Christmas 2009, taking the kids on a shopping spree...has provided holiday gifts to children in need through "Toys for Tots"...also provided sports equipment to the Madison Square Boys & Girls Club in New York City in 2009.
- ▶ Renovated Thurmon Field, his former Little League field, in Vallejo, Calif...threw out the first pitch at the field's Spring Classic on 4/19/10 and again on 6/1/11...held clinics at the field in January 2010 and 2011, and hosted the Vallejo High Baseball Bash on 1/22/11 to raise funds for his former school...refurbished the Omega Boys & Girls Club in Vallejo in 2010.
- ▶ Took part in Payless ShoeSource's *Payless Gives Shoes 4 Kids* event on 12/9/10, joining children selected by the PitCCh In Foundation and the Madison Square Boys & Girls Club in a group shoe-shopping trip in New York City...held a 2011 Holiday Party for the group at the MLB Cave in Manhattan.
- ▶ Hosted a Christmas Caravan in 2010 with Amber, creating four consecutive days of community events in Vallejo focused on infant, youth, teen and adult programs...refurbished a foster home nursery, held a holiday party at the Kaiser Vallejo Pediatric Ward, hosted a shopping excursion for troubled teens who have overcome challenges and refurbished, redecorated and landscaped the Rosewood Women's Home.

YANKEES WITH AT LEAST FOUR CONSECUTIVE SEASONS OF AT LEAST 15 WINS TO START YANKEES CAREER

Player	Years	Wins
Jack Chesbro	(4) 1903-06	21, 41, 19, 23
Wait Hoyte	(4) 1921-24	19, 19, 17, 18
Allie Reynolds	(6) 1947-52	19, 16, 17, 16, 17, 20
Herb Pennock	(6) 1923-28	19, 21, 16, 23, 19, 17
Eddie Lopat	(4) 1948-51	17, 15, 18, 21
CC SABATHIA	(4) 2009-12	19, 21, 19, 15



BEST WINNING PCT.

NY Y PITCHERS - ALL TIME (min. 100 dec.)

1 CC SABATHIA	.718 (74-29)
2. Spud Chandler	.717 (109-43)
3. Vic Raschi	.706 (120-50)
4. Whitey Ford	.690 (236-106)
5. Allie Reynolds	.686 (131-60)

SINCE THE START OF SABATHIA'S CAREER, MAJOR LEAGUE PITCHERS (2001-12)

WINS

1. CC SABATHIA	191
2. Roy Halladay	186
3. Mark Buehrle	170
4. Tim Hudson	166
5. Roy Oswalt	163

INNINGS PITCHED

1. Mark Buehrle	2,627.2
2. CC SABATHIA	2,564.1
3. Roy Halladay	2,456.1
4. Livan Hernandez	2,415.2
T5. Tim Hudson	2,343.2
Barry Zito	2,343.2

STRIKEOUTS

1. CC SABATHIA	2,214
1. Javier Vazquez	2,088
3. Roy Halladay	1,927
4. Johan Santana	1,924
5. A.J. Burnett	1,881

COMPLETE GAMES

1. Roy Halladay	64
2. CC SABATHIA	35
3. Livan Hernandez	34
4. Mark Buehrle	28
5. Cliff Lee	26

- ▶ Received the Bart Giamatti Award for compassion and community service at the 2011 Baseball Assistance Team (B.A.T.) Dinner...also named a finalist for the 2010 Jefferson Award for Public Service by an athlete...served as Yankees representative for the Pepsi Refresh Project, supporting Out2Play...was honored at the Vallejo Mayor's Community Recognition Dinner on 11/28/09 where he received the Mayor's Achievement Award.
- ▶ Was named the Yankees' nominee for the 2011 Roberto Clemente Award, given annually to the player who best represents the game of baseball through positive contributions on and off the field, including sportsmanship and community involvement.
- ▶ Held the first annual CC Challenge on 11/12/12...modeled after TV's "Amazing Race," it featured 30 four-person teams on an adventurous three-hour scavenger hunt through Manhattan.
- ▶ Hosted a reception at the Stone Mansion in Alpine, N. J., to bring additional attention and funding to the work of The Therapeutic Nursery at the Kaplen JCC on the Palisades where Amber Sabathia serves as a member of the Board of Directors.
- ▶ Joined Carl Crawford at Tropicana Field on 7/29/09 and Orlando Hudson on 5/14/10 at Yankee Stadium to speak to African-American youth and encourage them to get involved with baseball...also served as an MLB spokesman for RBI (Reviving Baseball in Inner Cities)...gave free haircuts to Bronx neighborhood kids at Jordan's Barber Shop on 6/3/09 and 6/1/10.
- ▶ Purchased 500 tickets to a Golden State Warriors basketball game in 2009 and distributed them to children from the Boys & Girls Clubs in Oakland and Vallejo...assisted in funding two programs for inner-city children at Tony La Russa's Animal Rescue Foundation in 2009...purchased lights for the 2008 Macy's Holiday Tree as part of a fundraising benefit for the University of California-San Francisco Children's Hospital.
- ▶ Was a regular participant in the Indians' Winter Press Caravan and was involved in numerous community endeavors during his tenure with Cleveland, including: OfficeMax Parent-Child Clinics, the Larry Doby RBI Program, Red Cross "Fire Prevention Week," the Cleveland Scholarship Program, Grand Slam Summer Literacy, High Achievers and the Giant Eagle week-long baseball camps...was also a regular visitor to area hospitals as part of the "Tribe Loving Care" program...co-chaired the Swim for Diabetes and participated in the Dick's Sporting Goods "Shop with a Pro" in 2006-07...danced in the Oakland Ballet's "Nutcracker" in 2005 along with Barry Zito and Tony La Russa for charity...organized the Sabathia Baseball Clinic in his hometown of Vallejo in 2003.
- ▶ Since 2005, has teamed with Barry Zito's foundation "Strikeouts For Troops," a national program which provides "comforts of home" to wounded troops being treated in military hospitals nationwide and assists their families...has personally contributed \$100 for each strikeout since 2005...participated in adopting 25 military families and providing Thanksgiving and Christmas dinner as well as Christmas gifts for the children from 2007-09.

**HIGHEST CAREER WINNING PCT.,
ACTIVE LHP
(min. 140 dec.)**

1. **CC SABATHIA**652 (191-102)
2. Johan Santana641 (139-78)
3. **ANDY PETTITTE**633 (245-142)
4. Cliff Lee616 (125-78)
5. Cole Hamels603 (91-60)

**BEST HOME WINNING PCT. IN MAJORS,
LAST FOUR SEASONS (2009-12)**

1. **CC SABATHIA**750 (33-11)
2. C.J. Wilson711 (27-11)
3. **ANDY PETTITTE**680 (17-8)
4. Jorge De La Rosa679 (19-9)
5. Clayton Kershaw674 (31-15)

Sabathia's Career Pitching Record

Year	Club	W	L	ERA	G	GS	CG	SHO	SV	IP	H	R	ER	HR	HP	BB	SO	WP	BK
1998	Burlington	1	0	4.50	5	5	0	0	0	18.0	20	14	9	1	1	8	35	1	1
1999	Mahoning Valley	0	0	1.83	6	6	0	0	0	19.2	9	5	4	0	0	12	27	0	0
	Columbus	2	0	1.08	3	3	0	0	0	16.2	8	2	2	1	1	5	20	1	0
	Kinston	3	3	5.34	7	7	0	0	0	32.0	30	22	19	3	1	19	29	6	0
2000	Kinston	3	2	3.54	10	2	2	2	0	56.0	48	23	22	4	2	24	69	2	1
	Akron	3	7	3.59	17	17	0	0	0	90.1	75	41	36	6	7	48	90	2	1
2001	CLEVELAND	17	5	4.39	33	33	0	0	0	180.1	149	93	88	19	7	95	171	7	3
2002	CLEVELAND	13	11	4.37	33	33	2	0	0	210.0	198	109	102	17	1	88	149	6	*3
2003	CLEVELAND	13	9	3.60	30	30	2	1	0	197.2	190	85	79	19	6	66	141	4	2
2004	CLEVELAND	11	10	4.12	30	30	1	1	0	188.0	176	90	86	20	7	72	139	1	1
2005	Akron	0	1	1.00	2	2	0	0	0	9.0	4	3	1	0	1	2	9	1	0
	CLEVELAND - a	15	10	4.03	31	31	1	0	0	196.2	185	92	88	19	7	62	161	7	0
2006	CLEVELAND - b	12	11	3.22	28	28	*6	*2	0	192.2	182	83	69	17	7	44	172	3	0
	Buffalo	1	0	1.80	1	1	0	0	0	5.0	6	2	1	0	0	1	5	1	0
2007	CLEVELAND	19	7	3.21	34	*34	4	1	0	*241.0	238	94	86	20	8	37	209	1	0
2008	CLEVELAND	6	8	3.83	18	18	3	2	0	122.1	117	54	52	13	3	34	123	1	2
	MILWAUKEE - c	11	2	1.65	17	17	*7	*3	0	130.2	106	31	24	6	4	25	128	1	0
2009	YANKEES - d	#19	8	3.37	34	34	2	1	0	230.0	197	96	86	18	9	67	197	5	0
2010	YANKEES	*21	7	3.18	34	*34	2	0	0	237.2	209	92	84	20	7	74	197	8	1
2011	YANKEES	19	8	3.00	33	33	3	1	0	237.1	230	87	79	17	7	61	230	2	1
2012	YANKEES-e, f	15	6	3.38	28	28	2	0	0	200.0	184	89	75	22	8	44	197	4	1
Minor League Totals		13	13	3.43	51	51	2	2	0	246.2	200	112	94	15	13	119	284	14	3
AL Totals		180	100	3.60	366	366	28	9	0	2433.2	2255	1064	974	221	77	744	2086	49	10
NL Totals		11	2	1.65	17	17	7	3	0	130.2	106	31	24	6	4	25	128	1	0
Major League Totals		191	102	3.50	383	383	35	12	0	2564.1	2361	1095	998	227	81	769	2214	50	14
NY Yankees Total		74	29	3.22	129	129	9	2	0	905.0	820	364	324	77	31	246	821	19	3

* League leader

Tied for league lead

Selected by Cleveland in the first round (20th overall) of the 1998 First-Year Player Draft.

a - Placed on the 15-day disabled list from March 25 - April 15, 2005 with a right oblique strain.

b - Placed on the 15-day disabled list from April 3 - May 2, 2006 with a right oblique strain.

c - Acquired by Milwaukee from Cleveland on July 7, 2008 in exchange for OF Matt LaPorta, LHP Zach Jackson, RHP Rob Bryson and a player to be named later.

d - Signed by the Yankees as a free agent on December 18, 2008.

e - Placed on the 15-day disabled list from June 28 (retroactive to June 25) - July 16, 2012 with a left groin strain.

f - Placed on the 15-day disabled list from August 11 (retroactive to August 9) - August 23, 2012 with left elbow inflammation.

Sabathia's Division Series Record

Year	Club vs. Opp.	W	L	ERA	G	GS	CG	SHO	SV	IP	H	R	ER	HR	HP	BB	SO	WP	BK
2001	CLE vs. SEA	1	0	3.00	1	1	0	0	0	6.0	6	2	2	0	0	5	5	0	0
2007	CLE vs. NYY	1	0	5.40	1	1	0	0	0	5.0	4	3	3	2	0	6	5	0	0
2008	MIL vs. PHI	0	1	12.27	1	1	0	0	0	3.2	6	5	5	1	0	4	5	0	0
2009	NYY vs. MIN	1	0	1.35	1	1	0	0	0	6.2	8	2	1	0	1	0	8	1	0
2010	NYY vs. MIN	1	0	4.50	1	1	0	0	0	6.0	5	4	3	1	1	3	5	0	0
2011	NYY vs. DET	0	0	6.23	3	2	0	0	0	8.2	10	6	6	1	0	8	11	1	0
Division Series Totals		4	1	5.00	8	7	0	0	0	36.0	39	22	20	5	2	26	39	2	0

Sabathia's League Championship Series Record

Year	Club vs. Opp.	W	L	ERA	G	GS	CG	SHO	SV	IP	H	R	ER	HR	HP	BB	SO	WP	BK
2007	CLE vs. BOS	0	2	10.45	2	2	0	0	0	10.1	17	12	12	1	3	7	9	1	0
2009	NYY vs. LAA	2	0	1.13	2	2	0	0	0	16.0	9	2	2	1	0	3	12	0	0
2010	NYY vs. TEX	1	0	6.30	2	2	0	0	0	10.0	17	7	7	2	0	4	10	1	1
LCS Totals		3	2	5.20	6	6	0	0	0	36.1	43	21	21	4	3	14	31	2	1

Sabathia's World Series Record

Year	Club vs. Opp.	W	L	ERA	G	GS	CG	SHO	SV	IP	H	R	ER	HR	HP	BB	SO	WP	BK
2009	NYY vs. PHI	0	1	3.29	2	2	0	0	0	13.2	11	5	5	3	0	6	12	0	0
World Series Totals		0	1	3.29	2	2	0	0	0	13.2	11	5	5	3	0	6	12	0	0
POSTSEASON TOTALS		7	4	4.81	16	15	0	0	0	86.0	93	48	46	12	5	46	82	4	1

Sabathia's All-Star Game Record

Year	Club, Site	W	L	ERA	G	GS	CG	SHO	SV	IP	H	R	ER	HR	HP	BB	SO	WP	BK
2003	CLE, Chicago-AL																		
2004	CLE, Houston	0	0	27.00	1	0	0	0	0	1.0	4	3	3	0	0	0	0	0	0
2007	CLE, San Francisco	0	0	0.00	1	0	0	0	0	1.0	1	0	0	0	0	0	0	0	0
2010	NYY, Los Angeles-AL																		
2011	NYY, Arizona																		
2012	NYY, Kansas City																		
All-Star Game Totals		0	0	13.50	2	0	0	0	0	2.0	5	3	3	0	0	0	0	0	0

Sabathia's Career Fielding Record

Position	PCT	G	PO	A	E	TC	DP
Pitcher	.953	383	39	266	15	320	19

Sabathia's Regular Season Batting Record

Year	Team	AVG	G	AB	R	H	2B	3B	HR	RBI	SH	SF	HP	BB	SO	SB	CS
2012	NYY	.000	28	5	0	0	0	0	0	0	0	0	0	0	1	0	0
Major League Totals		.238	*384	105	7	25	3	0	3	14	3	0	0	1	28	0	0

*one game as pinch-hitter

RAFAEL SORIANO

NUMBER

29

HEIGHT

6-1

WEIGHT

230

BATS

R

THROWS

R

POSITION

RIGHT-HANDED PITCHER



BIRTHDATE

December 19, 1979

2012 OPENING DAY AGE

32

BIRTHPLACE

San Jose, D.R.

RESIDES

Andres Boca Chica, D.R.

M.L. SERVICE

10 years, 57 days

CAREER HIGHLIGHTS

Sporting News AL Rookie

Pitcher of the Year

▶ 2003

A.L. All-Star Team

▶ 2010

STATUS

- ▶ Signed by the Yankees as a free agent to a three-year contract on January 18, 2011...contract extends through the 2013 season.

POSTSEASON NOTES

- ▶ Made his postseason debut with Tampa Bay in their 2010 ALDS loss against Texas... appeared in all three games, allowing 3ER on 4H in 3.0IP.

CAREER NOTES

- ▶ Has an 89.9 (88-for-99) save percentage since 2010, the second best mark in the Majors among relievers with at least 50 save opportunities over the stretch.
- ▶ Has limited opponents to a .194 batting average in his career as a reliever, the fourth-lowest mark among all active Major League relievers with at least 250.0IP.
- ▶ Has held right-handed batters to a .169 (163-for-965) batting average in his career, marking the fifth-lowest such average among all active pitchers (min. 200 batters faced).
- ▶ Over the 2009-10 seasons (in which he served primarily as a closer), allowed the seventh-lowest opponents batting average (.180), the seventh-fewest baserunners/9.0IP (8.61) and struck out the ninth-most batters (159) among all Major League relievers.
- ▶ Converted 38 consecutive saves at home from 9/18/07-9/24/10, marking the sixth-longest such streak all time.
- ▶ Began his career as an outfielder in the Mariners organization, before converting to pitcher prior to the 1999 season...in eight career Major League starts, is 0-3 with a 5.10 ERA (42.1IP, 24ER)...in 445 career relief appearances, has gone 15-21 with 132 saves and a 2.56 ERA (459.2IP, 131ER).

2012

- ▶ Was 2-1 with 42 saves (in 46 opportunities) and a 2.26 ERA (67.2IP, 17ER) in 69 relief appearances with the Yankees in 2012...finished tied for third in the Majors in saves, trailing only Baltimore's Jim Johnson (51) and Tampa Bay's Fernando Rodney (48)...marked the second-best save total of his career (had 45 with Tampa Bay in 2010), the ninth-best single-season save percentage (91.3) in Yankees history (min: 205VO), and the 10th-highest single-season save total in franchise history.
- ▶ Opponents batted .217 (22-for-253, 6HR); LH .221 (30-for-136); RH .214 (25-for-117, 1HR)...retired 50-for-69 of first batters faced (72.5%)...prevented 15-of-18 of inherited runners from scoring (83.3%)...the Yankees were 58-11 in games he appeared in.
- ▶ His 42 saves after 5/3 (when Mariano Rivera went on the D.L.) were second in the Majors to Jim Johnson's 44.
- ▶ Made his eighth career Opening Day roster and second with the Yankees.
- ▶ Had five saves of more than 1.0IP, tying for the most in the Majors with St. Louis' Jason Motte and Los Angeles-AL's Ernesto Frieri...had just five such saves in his career entering 2012, and none since 2007.
- ▶ Appeared in consecutive games 13 times, three straight games twice (7/8-14 and 8/26-28) and four straight games twice (5/6-10 and 9/15-19)...appeared on consecutive days 14 times and on three straight days twice (5/8-10 and 8/26-28).

BESTS & STREAKS

Low hit CG

N/A

IP (start)

7.0 - 2 times

Last: vs. CHC, 6/9/02

IP (relief)

4.0 - vs. TEX, 7/25/03

Hits

8 - at SD, 6/15/02

Runs

5 - vs. CHC, 6/9/02

BB

3 - 3 times

Last: vs. MIN, 4/5/11

SO

7 - vs. CHC, 6/9/02

HR

2 - 2 times

Last: vs. CHC, 6/9/02

Winning Streak

3g - 7/5-8/29/03

Losing Streak

6g - 6/11/09-10/1/09

- ▶ Was 22-of-23 (95.7%) in save opportunities on the road in 2012, posting a 1.04 ERA (34.2IP, 4ER) away from home...converted 20-of-23 save chances (87.0%) at Yankee Stadium with a 3.55 ERA (33.0IP, 13ER).
- ▶ Became the first pitcher in Major League history to collect at least 40 saves in a season in which he didn't record his first save until 5/10 or later—credit: *Elias*.
- ▶ Became the fourth Yankee to reach the 40-save plateau since saves became an official statistic in 1969 (also Mariano Rivera—eight times and Dave Righetti and John Wetteland—once each)...became the fifth Yankee to reach the 35-save plateau since saves became an official statistic in 1969 (also Sparky Lyle).
- ▶ Converted each of his first nine save opportunities to begin the season (5/10-6/9), the longest such stretch by a Yankees pitcher to begin a season other than Mariano Rivera since 1989 when Lee Guetterman converted all 13 of his save chances (credit: *Elias*).
- ▶ Earned his first win of the season on 4/11 at Baltimore, tossing 1.1 scoreless innings (1H, 2BB/1IBB, 2K).
- ▶ Recorded his second win after the Yankees came back from a franchise-record-tying nine-run deficit on 4/21 at Boston, tossing a scoreless seventh (1.0IP, 1H, 1K).
- ▶ Earned his first save of the season in 5/10 win vs. Tampa Bay, making his third appearance in as many days and fourth in as many games (1.0IP, 1H, 1ER).
- ▶ Made his 400th career appearance in 5/22 win vs. Kansas City, tossing a scoreless ninth for his third save (1.0IP, 1H).
- ▶ Led the Majors with 11 saves in June, marking the most saves in a calendar month by a Yankee since Mariano Rivera in June 2004 (also 11 saves)—credit: *Elias*.
- ▶ Entered 6/1 win at Detroit with one out and the bases loaded in the ninth inning and induced a game-ending double play by Cabrera to earn his seventh save (0.2IP).
- ▶ Suffered his first blown save of the season in 6/10 win vs. the Mets, allowing 3H and 1ER in 0.1IP...converted his next 15 consecutive save chances through 7/17.
- ▶ Earned his 100th career save in 6/12 win at Atlanta, tossing a perfect ninth (1.0IP, 2K).
- ▶ Tossed 1.1 scoreless IP for his 20th save in 7/6 win at Boston (2K)...was his first save of at least four outs since 8/29/07 at Florida (w/ Atlanta)...snapped his streak of 99 consecutive saves in which he pitched no more than 1.0 inning.
- ▶ Allowed a game-tying solo HR—his first homer allowed in 2012—in the bottom of the ninth inning of 7/22 loss at Oakland to suffer his second blown save (1.0IP, 2H, 1ER, 2K).
- ▶ Went 11 straight days without a save chance from 7/26-8/7.
- ▶ Pitched on three straight days from 8/26-28...was his second time pitching on three consecutive days this season (also 5/8-10) and his third time pitching in three straight games.
- ▶ Allowed a go-ahead three-run HR with two outs in the ninth inning of 8/27 loss vs. Toronto to record his third blown save of the season (1.0IP, 3H, 3ER, 2K, 1HR)...marked his most runs allowed in a game this season.
- ▶ Earned a save in both ends of 9/19 doubleheader vs. Oakland...recorded two saves on the same day for the first time in his career...also marked his first time appearing in two games on the same day.
- ▶ Allowed a ninth-inning pinch-hit solo HR to Moss in 9/21 win vs. Oakland to record his fourth blown save of the season (1.0IP, 1H, 1ER, 2BB, 1K, 1HR).
- ▶ Tossed 2.0 innings in 10/2 win vs. Boston (2H, 1ER, 1BB, 2K, 1HR), marking his longest relief outing since 6/19/10 at Florida w/ Atlanta (2.0IP, 3K)...threw 43 pitches in the game and has thrown more pitches in relief just twice in his career (both 44-pitch outings w/ Seattle - 7/25/03 vs. Texas and 9/25/05 at Detroit).
- ▶ Was 1-0 with a 2.57 ERA (7.0IP, 2ER) in eight spring training relief appearances.

LOWEST OPPONENTS' BATTING AVERAGE IN RELIEF, CAREER, ACTIVE ML PITCHERS (min. 200.0IP)

1. Carlos Marmol171 (268-for-1,565)
2. Sergio Romo189 (158-for-838)
3. Tyler Clippard189 (208-for-1,099)
4. Joe Nathan193 (439-for-2,270)
5. **RAFAEL SORIANO . . .194 (322-for-1,661)**

MOST SAVES, MAJOR LEAGUES, 2012

1. Jim Johnson, BAL 51
2. Fernando Rodney, DET 48
3. **RAFAEL SORIANO, NYY 42**
- Craig Kimbrel, ATL 42
- Jason Motte, STL: 42

MOST SAVES BY A YANKEE, SINGLE SEASON

1. MARIANO RIVERA, 2004 53
2. MARIANO RIVERA, 2001 50
3. Dave Righetti, 1986 46
4. MARIANO RIVERA, 1999 45
5. MARIANO RIVERA, 2011 44
- MARIANO RIVERA, 2009 44
7. John Wetteland, 1996 43
- MARIANO RIVERA, 1997 43
- MARIANO RIVERA, 2005 43
10. **RAFAEL SORIANO, 2012 42**

PERSONAL

- ▶ Is married to Maria...has six children: daughters Loidys, Rafaela and Aracelis, and sons Rafael Jr., Rafael Alberto and Raul...is an avid chef of Dominican cuisine.

Soriano's Career Pitching Record

Year	Club	W	L	ERA	G	GS	CG	SHO	SV	IP	H	R	ER	HR	HP	BB	SO	WP	BK	
1999	Everett	5	4	3.11	14	14	0	0	0	75.1	56	34	26	8	4	49	83	2	0	
2000	Wisconsin	8	4	2.87	21	21	1	0	0	122.1	97	41	39	3	12	50	90	5	2	
2001	San Bernardino	6	3	2.53	15	15	2	1	0	89.0	49	28	25	4	4	39	98	2	0	
	San Antonio	2	2	3.35	8	8	0	0	0	48.1	34	18	5	2	14	53	2	1		
2002	San Antonio	2	3	2.31	10	8	0	0	0	46.2	32	13	12	6	1	15	52	0	0	
	SEATTLE - a	0	3	4.56	10	8	0	0	1	47.1	45	25	24	8	0	16	32	2	0	
2003	Tacoma	4	3	3.19	11	10	0	0	0	62.0	43	24	22	2	4	12	63	0	1	
	SEATTLE	3	0	1.53	40	0	0	0	1	53.0	30	9	9	2	3	12	68	0	0	
2004	SEATTLE - b	0	3	13.50	6	0	0	0	0	3.1	9	6	5	0	0	3	3	0	0	
	Inland Empire	0	0	2.25	2	2	0	0	0	8.0	7	3	2	1	0	1	9	0	0	
	San Antonio	1	0	1.13	2	1	0	0	0	8.0	4	1	1	1	0	0	10	0	0	
	Tacoma	0	0	2.45	3	3	0	0	0	3.2	2	1	1	1	0	0	5	0	0	
2005	Everett	0	0	3.00	4	4	0	0	0	6.0	6	3	2	0	1	2	8	0	1	
	Inland Empire	0	0	0.00	3	3	0	0	0	4.0	2	0	0	0	0	0	5	0	0	
	San Antonio	0	0	0.00	1	1	0	0	0	1.0	0	0	0	0	0	1	0	0	0	
	Tacoma	1	0	0.00	5	0	0	0	0	5.1	3	0	0	0	0	1	11	0	0	
	SEATTLE - c	0	0	2.45	7	0	0	0	0	7.1	6	2	2	0	1	1	9	0	0	
2006	SEATTLE - d	1	2	2.25	53	0	0	0	2	60.0	44	15	15	6	2	21	65	2	0	
2007	ATLANTA - e	3	3	3.00	71	0	0	0	0	9	72.0	47	26	24	12	2	15	70	0	0
2008	ATLANTA - f,g,h	0	1	2.57	14	0	0	0	3	14.0	7	5	4	1	1	9	16	1	0	
	Mississippi	0	0	0.00	2	1	0	0	0	2.0	1	0	0	0	0	1	2	0	0	
	DSL Braves	0	1	0.00	2	2	0	0	0	2.0	3	1	0	0	0	0	2	1	0	
2009	ATLANTA	1	6	2.97	77	0	0	0	0	27	75.2	53	25	25	6	1	27	102	0	0
2010	TAMPA BAY - i	3	2	1.73	64	0	0	0	*45	62.1	36	14	12	4	1	14	57	0	0	
2011	YANKEES - j, k	2	3	4.12	42	0	0	0	2	39.1	33	18	18	4	1	18	36	0	0	
	Tampa	0	1	11.57	2	2	0	0	0	2.1	4	3	3	1	0	0	1	0	0	
	Scranton/WB	1	0	4.50	2	0	0	0	0	2.0	1	1	1	1	0	0	2	0	0	
2012	YANKEES	2	1	2.26	69	0	0	0	42	67.2	55	17	17	6	1	24	69	3	0	
Minor League Totals		30	21	2.80	107	95	3	1	0	488.0	344	171	152	33	29	186	494	12	5	
AL Totals		11	14	2.70	291	8	0	0	93	340.1	258	106	102	30	9	109	339	7	0	
NL Totals		4	10	2.95	162	0	0	0	39	161.2	107	56	53	19	4	51	188	1	0	
Major League Totals		15	24	2.78	453	8	0	0	132	502.0	365	162	155	49	13	160	527	8	0	
NY Yankees		4	4	2.94	111	0	0	0	44	107	88	35	35	10	2	42	105	3	0	

*Denotes league leader

Signed by Seattle as a non-drafted free agent, August 30, 1996...signed by Ramon de los Santos.

- a - Placed on the 15-day disabled list with a right shoulder strain from July 10 - August 2, 2002
- b - Placed on the 15-day disabled list for right elbow surgery on May 11, 2004 through the end of the season...transferred to the 60-day disabled list on September 1, 2004.
- c - Placed on the 60-day disabled list to recover from right elbow surgery from April 1 - September 1, 2005.
- d - Placed on the 15-day disabled list with right shoulder fatigue from July 29 - August 4, 2006.
- e - Acquired by the Atlanta Braves from the Seattle Mariners in exchange for LHP Horacio Ramirez, December, 7, 2006.
- f - Placed on the 15-day disabled list for right elbow tendinitis from April 9 - May 28, 2008.
- g - Placed on the 15-day disabled list with right elbow inflammation from June 6 - July 21, 2008.
- h - Placed on the 15-day disabled list with right elbow inflammation on August 4, 2008...transferred to the 60-day disabled list from September 2 - November 3, 2008 with right elbow inflammation.
- i - Acquired by the Tampa Bay Rays from the Atlanta Braves in exchange for RHP Jesse Chavez, December 11, 2009.
- j - Signed by the Yankees as a free agent on January 18, 2011.
- k - Placed on the 15-day disabled list on May 17, 2011 (retroactive to May 14) with a sore right elbow...transferred to the 60-day disabled list from June 15-July 28, 2011 with a sore right elbow.

Soriano's Division Series Record

Year	Club vs. Opp.	W	L	ERA	G	GS	CG	SHO	SV	IP	H	R	ER	HR	HP	BB	SO	WP	BK
2010	TB vs. TEX	0	0	9.00	3	0	0	0	1	3.0	4	3	3	2	0	0	1	0	0
2011	NY Yankees vs. DET	0	1	1.93	3	0	0	0	0	4.2	1	1	1	1	0	0	4	0	0
Division Series Totals		0	1	4.70	6	0	0	0	1	7.2	5	4	4	3	0	0	5	0	0

Soriano's All-Star Game Record

All-Star Game	W	L	ERA	G	GS	CG	SHO	SV	IP	H	R	ER	HR	HP	BB	SO	WP	BK	
2010	TB, Los Angeles-AL	0	0	0.00	1	0	0	0	0	1.0	0	0	0	0	0	0	0	0	0
All-Star Game Totals		0	0	0.00	1	0	0	0	0	1.0	0	0	0	0	0	0	0	0	0

Soriano's Career Batting Record

Year	Club	AVG	G	AB	R	H	2B	3B	HR	RBI	BB	SO	SB	CS	SF	SAC	HBP
2012	YANKEES																
Did Not Bat																	
Major League Totals		.000	453	4	0	0	0	0	0	0	0	1	0	0	0	0	0

Soriano's Career Fielding Record

Position	PCT	G	PO	A	E	TC	DP
Pitcher	.900	453	16	29	5	50	0

CHRIS STEWART

NUMBER

19

HEIGHT

6-4

WEIGHT

208

BATS

R

THROWS

R

POSITION

CATCHER



BIRTHDATE

February 19, 1982

2012 OPENING DAY AGE

30

BIRTHPLACE

Fontana, Calif

RESIDES

Riverside, Calif.

M.L. SERVICE

2 years, 91 days

COLLEGE

Riverside (CA)
Community College

STATUS

- ▶ Acquired by the Yankees from the San Francisco Giants on April 5, 2012 in exchange for RHP George Kontos...signed through the 2012 season.

2012

- ▶ Hit .241 (34-for-141) with 15R, 8 doubles, 1HR, 13RBI and 10BB in 55 games (46 starts at C) with the Yankees in 2012...batted .295 (18-for-61) with 1HR and 10RBI in 25 games at Yankee Stadium this season.
- ▶ Tallied career highs in hits and RBI, and tied his career high in doubles (also eight in 2011 with San Francisco).
- ▶ Had a 3.41 catcher's ERA in 2012 (in 395.1 innings), marking the second-lowest single-season total by a Yankees catcher since 1982 (min: 40 starts at C), trailing only Jose Molina's 3.31 in 2009.
- ▶ Made his second career Opening Day roster (also 2007 w/ Texas).
- ▶ Was acquired by the Yankees from San Francisco in exchange for RHP George Kontos on 4/4...was his third stint in the Yankees organization (signed as a minor league free agent in 2008, and was acquired by the Yankees from Chicago-AL for future considerations on 3/22/09).
- ▶ Tied his career high in hits in 4/17 win vs. Minnesota, going 2-for-4 with 3RBI...singled home the tying and go-ahead runs with the bases loaded in the third.
- ▶ Tied his career high with 2E in 6/24 win at the Mets (second time, also 7/6/11 vs. San Diego w/ San Francisco).
- ▶ Hit his only home run of the season in 7/28 loss vs. Boston, his first overall homer since 9/25/11 at Los Angeles-NL (w/ San Francisco)...snapped a 105AB homerless stretch.
- ▶ Established a career high with 3R and stole his first Major League base in 8/5 win vs. Seattle, going 2-for-3 with 1 double and 1BB.
- ▶ Attended spring training with the Giants, batting .229 (8-for-35) with 4R, 3 doubles and 2RBI in 18 games.

BESTS & STREAKS

Hits

2 - 13 times
Last: at DET, 8/9/12

Runs

2 - 3 times
Last vs. SEA, 8/5/12

2B

1 - 18 times
Last: vs. TOR, 9/19/12

3B

N/A

HR

1 - 4 times
Last: vs. BOS, 7/28/12

RBI

3 - 6/26/12 vs. CLE

BB

2 - 2 times
Last: at TOR, 9/19/12

SO

2 - 4 times
Last vs. TB, 9/15/12

SB

1 - 2 times
Last: at TOR, 9/19/12

Hit Streak

5g - 6/26-7/7/12

"Walk-Off" Hit

NA

PERSONAL

- ▶ Married (Lindsey)...has one son, Sebastian Carter and one daughter, Brooklyn Jean.
- ▶ Graduated from Canyon Spring High School (Moreno Valley, CA) in 2000.
- ▶ His dad, Gary, is an engineer for the state water control district...Mom Kathy is a loan officer...has a younger sister, Jessica...grew up a Dodgers fan, and his favorite player was Mike Piazza.
- ▶ Played shortstop as a kid and through two years of high school...as a junior, stepped into back-up catcher role after the back-up catcher - one of Chris's best friends - was out almost three months with appendicitis.
- ▶ While in the minors, pursued his college degree online through University of Phoenix, one of the first players to do so...took him four years to complete his remaining three years of school, earning his bachelor's degree in business in 2005.

Stewart's Career Batting Record

YEAR	CLUB	AVG	G	AB	R	H	2B	3B	HR	RBI	SH	SF	HP	BB	SO	SB	CS	E	OBP	SLG
2002	Bristol	.278	42	158	25	44	9	0	1	12	4	1	4	14	23	0	0	8	.350	.354
2003	Winston-Salem	.207	76	217	18	45	8	2	2	27	7	1	0	27	29	1	0	14	.294	.290
2004	Birmingham	.231	83	260	26	60	11	2	1	17	13	2	4	22	59	2	4	9	.299	.300
	Charlotte	.071	5	14	1	1	1	0	0	1	0	0	1	1	3	0	0	3	.188	.143
2005	Birmingham	.286	95	311	39	89	21	0	11	51	10	2	3	24	37	3	3	8	.341	.460
2006	Charlotte	.265	89	272	40	72	17	3	4	28	8	1	5	15	35	3	0	4	.314	.393
	CHICAGO-AL	.000	6	8	0	0	0	0	0	0	0	0	0	0	2	0	0	0	.000	.000
2007	TEXAS-a	.243	17	37	4	9	2	0	0	3	3	0	0	3	6	0	0	2	.300	.297
	Oklahoma	.242	45	153	18	37	8	0	2	21	2	4	1	12	19	0	2	4	.294	.333
2008	Scranton/WB-b	.279	86	272	32	76	19	0	2	24	5	1	3	28	38	2	1	10	.352	.371
	YANKEES	.000	1	3	0	0	0	0	0	0	0	0	0	0	1	0	0	0	.000	.000
2009	Scranton/WB-c,d	.280	78	232	33	65	11	0	1	18	5	1	11	25	29	1	1	5	.375	.341
2010	Portland-e	.248	85	266	31	66	14	2	7	39	3	3	7	30	38	1	0	9	.337	.395
	SAN DIEGO	.000	2	0	0	0	0	0	0	0	0	0	0	0	0	0	0	0	.000	.000
2011	Fresno-f	.221	33	95	9	21	5	0	0	10	3	1	2	11	16	3	1	1	.312	.274
	SAN FRANCISCO	.204	67	162	20	33	8	0	3	10	3	0	2	16	18	0	0	7	.283	.309
2012	YANKEES-g	.241	55	141	15	34	8	0	1	13	3	2	1	10	21	2	0	4	.292	.319
Minor League Totals		.256	717	2250	272	576	124	9	31	248	60	17	41	209	326	16	12	75	.328	.360
AL Totals		.228	79	189	19	43	10	0	1	16	6	2	1	13	30	2	0	6	.278	.296
NL Totals		.204	69	162	20	33	8	0	3	10	3	0	2	16	18	0	0	7	.283	.309
Major League Totals		.217	148	351	39	76	18	0	4	26	9	2	3	29	48	2	0	13	.281	.302
NYY Total		.236	56	144	15	34	8	0	1	13	3	2	1	10	22	2	0	4	.287	.313

Selected by the Chicago White Sox in 12th round of 2001 First-Year Player Draft.

- a - Acquired by Texas from Chicago-AL in exchange for minor league RHP John Lujan on Jan. 12, 2007.
- b - Signed by the Yankees as free agent on April 3, 2008.
- c - Signed by Chicago-AL as free agent on December 16, 2008.
- d - Acquired by the Yankees from Chicago-AL on March 21, 2009.
- e - Signed by San Diego as free agent on Dec. 17, 2009.
- f - Signed by San Francisco as minor league free agent on December 17, 2010.
- g - Acquired by the Yankees from San Francisco in exchange for RHP George Kontos on April 4, 2012.

Stewart's Career Fielding Record

Position	PCT	G	PO	A	E	TC	DP
Catcher	.987	141	934	80	13	1027	10
First Base	1.000	4	7	0	0	7	1

ICHIRO SUZUKI

NUMBER

31

HEIGHT

5-11

WEIGHT

172

BATS

L

THROWS

R

POSITION

OUTFIELDER



BIRTHDATE

October 22, 1973

2012 OPENING DAY AGE

38

BIRTHPLACE

Kasugai Aichi prefecture,
Japan

M.L. SERVICE

12.000

CAREER HIGHLIGHTS

AL MVP

► 2001

AL Rookie of the Year

► 2001

Sporting News

Rookie of the Year

► 2001

A.L. All-Star Team

► 2001, 2002, 2003,
2004, 2005, 2006,
2007, 2008, 2009,
2010

A.L. Gold Glove

► 2001, 2002, 2003,
2004, 2005, 2006,
2007, 2008, 2009,
2010

A.L. Silver Slugger

► 2001, 2007, 2009

Sporting News

A.L. All Star

► 2001, 2004, 2007, 2009

STATUS

► Acquired by the Yankees from the Seattle Mariners in exchange for RHPs D.J. Mitchell and Danny Farquhar on July 23, 2012...is in the fifth year of a five-year contract extension signed on July 13, 2007 with Seattle.

POSTSEASON NOTES

- Saw his lone postseason action in 2001 with Seattle, starting all 10 games...hit .600 (12-for-20) in the ALDS vs. Cleveland, the highest average for any series that has gone five games...is also the best career mark for players with at least 20AB.
- Appeared in two Japan Series while with Orix (1995-96), winning the title in 1996.

CAREER NOTES

- Ranks 74th in Major League Baseball history with 2,606H...has 49 career games with four-or-more hits, the most of any active player.
- Since 2001, has recorded the most hits (2,606) and multi-hit games (798) in the Majors...owns three of the top 17 single-season hit totals in modern MLB history (since 1900)...is the Mariners all-time leader in career batting average (.322), hits (2,533), triples (79), at-bats (7,858) and stolen bases (438).
- His 37 career leadoff HR ranks sixth all-time.
- Has recorded at least 150H in each of his first 12 Major League seasons (since 2001), joining Paul Waner (first 14 straight from 1926-39), Richie Ashburn (first 13 from 1948-60) and Albert Pujols (first 12 from 2001-12) as the only players to accomplish the feat in the Live Ball Era.
- Owns 43 single-season hitting streaks of at least 10 games in his career...since 1903, is tied for the sixth-most double-digit hitting streaks in the Majors (Ty Cobb-66, Hank Aaron-48, Tris Speaker-47, Derek Jeter-45, Al Simmons-44 and Stan Musial-42).
- Has recorded at least 20SB in each of his 12 seasons to start his Major League career (2001-12)...joined Rickey Henderson (who stole at least 20 bases in each of his first 23 seasons) and Ozzie Smith (who stole at least 20 bases in each of his first 16 seasons) as the only players to accomplish the feat.
- Has played in a Major League-high 1,911 games during his 12 seasons in the Major Leagues...only three other players have ever appeared in 1,900 or more games over a span of 12 seasons: Cal Ripken (1,939; 1982-93), Pete Rose (1,922; 1969-80) and Billy Williams (1,920; 1962-73)...has missed only 33 games in his 12 Major League seasons (2001-2012)...played in 1,749 of 1,782 games with Seattle from 2001-11, including 1,733 starts (97.3%)...played in all 67 games that he was on the Yankees roster in 2012, including 56 starts.
- Is the sixth Japan-born player to appear in a game for the Yankees, joining Hideki Irabu (1997-99), Hideki Matsui (2003-09), Kei Igawa (2007-08), Hiroki Kuroda (2012) and Ryota Igarashi (2012).

BESTS & STREAKS

Hits

5 - 7 times
Last: at SD, 6/29/08

Runs

4 - 7 times
Last: vs. BOS, 9/14/10

2B

3 - 2 times
Last: at CWS, 7/29/10

3B

2 - vs. TEX, 4/21/02

HR

2 - 7 times
Last: vs. BOS, 8/19/12

RBI

5 - 3 times
Last: at TOR, 8/10/12

BB

3 - 5 times
Last: vs. TEX, 9/27/05

SO

3 - 16 times
Last: at CWS, 8/12/12

SB

4 - 3 times
Last: 9/19/12 vs. TOR

Hit Streak

27g - 6/5-6/3/09

"Walk-Off" Hits

4 - Last: vs. MIN, 6/2/10 (single)

- ▶ IN JAPAN: Played nine season with the Orix Blue Wave in Japan's Pacific League...led the Pacific League in batting average for a Japanese-record seven consecutive seasons from 1994-2000...was a three-time league MVP (1994-1996) and was named to the Pacific League's "Best Nine" for seven consecutive years...won seven consecutive Gold Gloves for his solid defense and strong arm in right field...was originally selected by Orix in the fourth round of the Japanese Draft, in November 1991...went a Japanese-record 216 straight plate appearances without striking out from 4/16-6/25/97.

2012

- ▶ Hit .322 (73-for-227) with 28R, 13 doubles, 1 triple, 5HR, 27RBI, 5BB and a .340 OBP in 67 games with the Yankees this season after being acquired along with cash considerations from Seattle in exchange for RHPs D.J. Mitchell and Danny Farquhar on 7/23.
- ▶ Made 56 starts in LF (26), RF (24), CF (5) and DH (1) with the Yankees...had made just one start in LF in his career prior to 2012 (2001 ALCS Game 5 w/ Seattle at the Yankees)...according to *Elias*, had started 1,798 Major League games in the outfield prior to the game (1,533 in RF, 265 in CF)...the last player to start in LF for the first time in the regular season after starting as many games at other OF positions was Kenny Lofton (1,932GS in CF and RF) before starting in LF for the 2007 Cleveland Indians.
- ▶ Played in 162 games in 2012, tying the Cubs' Starlin Castro, Detroit's Prince Fielder and Baltimore's Adam Jones for the Major League lead...has played in at least 155G in 11 different seasons, tying for the fifth-highest total in Major League history behind Cal Ripken-15, Pete Rose-15, Eddie Murray-12 and Billy Williams-12...over the full season, batted .283 (178-for-629) with 77R, 28 doubles, 6 triple, 9HR, 55RBI and 22 BB with Seattle and the Yankees.
- ▶ His 73H after the trade mark the most by a Yankee midseason acquisition who played for another team since David Justice had 84H for the 2000 Yankees after being acquired from Cleveland.
- ▶ Hit 5HR (all at Yankee Stadium) in 58G with the Yankees after hitting 4HR in his first 95G to start the year with Seattle.
- ▶ Made his Yankees debut in 7/23 win at Seattle, batting eighth and playing right field...with 2,533H, had the third-highest total by any player at the time of his debut for the Yankees, behind only Paul Waner (3,151 in 1944) and Ivan Rodriguez (2,584 in 2008)—credit: *Elias*.
- ▶ Hit safely in each of his first 12G as a Yankee from 7/23-8/5, the longest hitting streak by a Yankee acquired during the season and tying the longest hitting streak for any player to begin his Yankees career (also Don Slaught – 1988).
- ▶ Had exactly 1H in each of the 12 games, a franchise record for most consecutive games with exactly one hit...did not strikeout during the stretch, marking the longest streak of "one-hit" games with zero strikeouts by any Major League player in the Live Ball Era (surpassed Enos Slaughter-1939 and Yogi Berra-1953 who each had 10-game stretches with exactly 1H and 0K).
- ▶ According to *Elias*, was the longest streak of its kind in the Majors since Willy Aybar had exactly 1H in 13 consecutive games in 2006 w/Los Angeles-NL.
- ▶ Batted in the leadoff position for the first time as a Yankee in 7/25 win at Seattle, going 1-for-5.
- ▶ Hit solo HR—his 100th career HR and first as a Yankee—and was 1-for-4 with 1SB in 7/30 loss vs. Baltimore...snapped a 188AB homerless stretch.
- ▶ Struck out in his second at-bat in 8/6 loss at Detroit, snapping a stretch of 55 consecutive plate appearances without a K...also snapped a stretch of 49 plate appearances without a walk or strikeout since joining the Yankees...according to the *Elias Sports Bureau*, marked the longest such streak for a Yankee since Steve Sax who went 55PA without walking or striking out in 1991.
- ▶ Tied his career high with 5RBI in 8/10 win at Toronto (also 9/20/03 at Oakland and 8/17/04 at Kansas City, both with Seattle)...started the game in CF, his first appearance at the position since starting there on 6/15/08 vs. Washington (w/ Seattle).
- ▶ Batted .526 (10-for-19) with 4R, 1 double, 1 triple, 2HR and 2RBI in seven games (six starts) on the Yankees' seven-game homestand from 8/13-19.
- ▶ Hit his 300th career double in the eighth inning of 8/16 loss vs. Texas...collected his first three-hit game with the Yankees in the contest, going 3-for-3 with 1R.
- ▶ Hit two solo HRs in 8/19 win vs. Boston, recording his seventh career multi-HR game and second of the season (also 6/2 at Chicago-AL w/ Seattle)...was his second career multi-HR game at the current Yankee Stadium (also 8/21/10 w/ Seattle – 2HR off Javier Vazquez)...came as the No. 8 batter in the starting lineup, becoming the third different Yankee to record a multi-homer game as the eighth batter (also Russell Martin on 6/10 vs. the Mets and Eric Chavez on 4/20 at Boston).
- ▶ Batted .385 (35-for-91) in September, trailing only Minnesota's Joe Mauer (.388) for the highest September batting average in the AL...also had 9SB during the month, his highest stolen base total in a calendar month since April 2011 (10SB).
- ▶ Hit safely in 10 straight games (with an at-bat) from 9/15-26, batting .465 (20-for-43) with 10R, 4 doubles, 2HR and 5RBI over the stretch...recorded multiple hits in a season-high five straight games from 9/19-22.
- ▶ Collected 9H in the three-game series vs. Toronto from 9/19-20, marking the ninth time in his career he collected at least 9H in a three-game series and first since 5/15-17/07 vs. Los Angeles-AL (also 9H)...according to the *Elias Sports Bureau*, became the first player in franchise history to record 9H, 1HR and 4SB in a series of three-or-fewer games, and the first Major Leaguer to have a series like that since Ellis Burks vs. the Braves at Coors Field in Sept. 1996 (10H, 1HR, 4SB in three games).

- ▶ Combined to go 7-for-8 in both games of 9/19 doubleheader vs. Toronto...marked the first time he collected at least 3H in each of two games on the same day...was his third time collecting at least 6H in a doubleheader: also 6/8/03 at the Mets (6-for-11) and 8/3/04 at Baltimore (6-for-6)...became the seventh Yankee since 1969 to record at least 3H in each game of a doubleheader, joining Derek Jeter (2008), Johnny Damon (2006), Willie Randolph (1987), Dave Winfield (1983), Matty Alou (1973) and Roy White (1972)...according to Elias, became the fourth player in the Modern Era (since 1900) to record at least 7H and 4SB on one day: also Detroit's Ty Cobb on 10/2/1907 (7H/4SB), Detroit's Johnny Neun on 7/9/27 (7H/5SB) and the Dodgers' Maury Wills on 8/7/60 (7H/4SB).

- ▶ Was 4-for-4 with 1 double, 1RBI and 4SB in 9/19 Game 2 win vs. Toronto...tied his career high in SB (third time) and recorded his second career game with at least 4H and 4SB (also 7/20/04 vs. Boston)...became the first Major Leaguer with at least 4H and 4SB in the same game since Texas' Julio Borbon on 8/15/09 vs. Boston and joined Rickey Henderson (4/11/88 at Toronto - 5H, 4SB) as the only players in franchise history to accomplish the feat...along with Kenny Lofton (twice), Rickey Henderson (twice) and Carl Crawford (twice), are the only players with multiple such games in the Live Ball Era...became the first Yankee to steal four bases in a game since Tony Womack did so twice in May 2005...was 3-for-4 with 2R and 1 double in 9/19 Game 1 win vs. Toronto.

- ▶ Hit solo HR (#8) and was 2-for-4 with 2R, 1 double and 3RBI in 9/20 win vs. Toronto...hit safely in seven consecutive plate appearances from his final PA in 9/19 Game 1 win through his fourth-inning double on 9/20 (all off four different LHP)...marked the most consecutive PA with a hit by a Yankee since Bernie Williams did so in nine straight PA from 8/14-16/02 (credit: Elias).
- ▶ Was named AL "Player of the Week" for the period ending 9/23...during the stretch, batted a Major League-leading .600 (15-for-25) with 7R, 3 doubles, 2HR, 5RBI and 6SB with five multi-hit games in six contests...was his fourth career "Player of the Week" award and first since September 2010.
- ▶ Hit .394 (28-for-71) with 14R, 6 doubles, 2HR, 9RBI, 2BB and 8SB over is last 16 games of the season.
- ▶ Opened the season with Seattle... in 95 games (93-RF/2-DH), batted .261 (105-for-402) with 49R, 15 doubles, 4HR, 28RBI and 15SB (in 17 attempts).
- ▶ Went 4-for-5 in Seattle's Opening Day win vs. Oakland in Tokyo on 3/28... tied the Mariners' Opening Day record for hits (also Ken Griffey Jr. on Opening Day in 1990)...owns a Mariners-record 17 OD hits.
- ▶ Began the season batting .338 (26-for-77) with nine multi-hit games over his first 18 road games.
- ▶ Recorded his 100th career outfield assist in 5/11 loss at Yankee Stadium, throwing out Robinson Cano at second base...had the day off on 5/30 at Texas, snapping streak of 150 straight G played (since 6/11/11).
- ▶ Homered twice in 6/2 win at Chicago-AL for his first multi-homer game since 8/21/10 at Yankee Stadium.
- ▶ Collected his 2,500th career of his MLB career in 6/19 win at Arizona as part of a 4-for-5 day.

PERSONAL

- ▶ Ichiro (ee-chee-row) Suzuki (soo-zoo-kee)...resides in Kobe, Japan with wife Yumiko...graduated from Aikoudai Meiden High School in March 1992...was first Japanese position player to sign with a ML club...was third Japanese player to sign with Mariners: RHP Kazuhiro Sasaki (signed Dec. 18, 1999) and RHP Mac Suzuki (signed Sept. 5, 1993)...helped lead Japan to back-to-back titles in the World Baseball Classic in 2006 and 2009.
- ▶ Voted 2001 Seattle *P-I Sports Star* of the Year...won the Buck Leonard Legacy Award (2001, 2004), the James "Cool Papa" Bell Legacy Award (2001) and the Larry Doby Legend Award (2001) from the Negro League Baseball Museum...voted Players' Choice AL Most Outstanding Player in 2004...finalist for the 2007 Hank Aaron Award...Mariners nominee for 2008 Heart and Hustle Award...named to the *Sporting News* All-Decade team (2000's)...Fielding Bible Award: 2006, 2009, 2010...AL Player of the Week: 3 Aug. 8, 2004; June 4, 2006; Sept. 27, 2010 and Sept. 23, 2012.

CAREER HITS TOTAL

Ichiro has combined for 3,884 hits in his Japanese (1,278) and MLB (2,606) careers... ranking third all-time if you add the totals:

1. Pete Rose.....	4,256
2. Ty Cobb.....	4,191
3. ICHIRO SUZUKI.....	3,884
4. Hank Aaron.....	3,771
5. Stan Musial.....	3,630

MOST CAREER 200-HIT SEASONS

1. ICHIRO SUZUKI.....	10
Pete Rose.....	10
3. Ty Cobb.....	9

MOST HITS, 2001-12

1. ICHIRO SUZUKI.....	2,606 (.322)
2. Derek Jeter.....	2,296 (.309)
3. Albert Pujols.....	2,246 (.325)
4. Michael Young.....	2,230 (.301)
5. Juan Pierre.....	2,079 (.296)

MOST HITS, 12 Consecutive Seasons

1. ICHIRO SUZUKI, 2001-2012.....	2,606
2. Pete Rose, 1968-1979.....	2,473
Paul Waner, 1926-1937.....	2,473
4. Pete Rose, 1965-1976.....	2,453
5. Willie Keeler, 1894-1905.....	2,450

Suzuki's Career Pitching Record

Year	Club	AVG	G	AB	R	H	2B	3B	HR	RBI	SH	SF	HP	BB	SO	SB	CS	E	OBP	SLG
1992	Orix	.366	58	238	42	87	6	4	3	16	0	0	0	23	16	10	4	-	.462	.421
	ORIX	.253	40	95	4	24	5	0	0	5	0	0	0	3	11	3	2	-	.305	.276
1993	Orix	.371	48	186	38	69	14	6	8	23	0	0	1	25	14	11	9	-	.640	.448
	ORIX	.188	43	64	4	12	2	0	1	3	0	0	2	7	0	2	-	.266	.212	
1994	ORIX	.385	130	546	111	210	41	5	13	54	0	0	10	51	53	29	7	-	.549	.446
1995	ORIX	.342	130	524	104	179	23	4	25	80	0	0	18	68	52	49	9	-	.544	.434
1996	ORIX	.356	130	542	104	193	24	4	16	84	0	0	9	56	57	35	3	-	.504	.425
1997	ORIX	.345	135	536	94	185	31	4	17	91	0	0	4	62	36	39	4	-	.513	.417
1998	ORIX	.358	135	506	79	181	36	3	13	71	0	0	7	43	35	11	4	-	.518	.415
1999	ORIX	.343	103	411	80	141	27	2	21	68	0	0	7	45	46	12	1	-	.572	.417
2000	ORIX	.387	105	395	73	153	22	1	12	73	0	0	4	54	36	21	1	-	.539	.466
2001	SEATTLE-a	*.350	157	*692	127	*242	34	8	8	69	4	4	8	30	53	*56	14	1	.457	.381
2002	SEATTLE	.321	157	647	111	208	27	8	8	51	3	5	5	68	62	31	*15	3	.425	.388
2003	SEATTLE-b	.312	159	679	111	212	29	8	13	62	3	1	6	36	69	34	8	2	.436	.352
2004	SEATTLE	*.372	161	*704	101	*262	24	5	8	60	2	3	4	49	63	36	11	3	.455	.414
2005	SEATTLE	.303	+162	*679	111	206	21	12	15	68	2	6	4	48	66	33	8	2	.436	.350
2006	SEATTLE	.322	161	*695	110	*224	20	9	9	49	1	2	5	49	71	45	2	3	.416	.370
2007	SEATTLE-c	.351	161	*678	111	*238	22	7	6	68	4	2	3	49	77	37	8	1	.431	.396
2008	SEATTLE	.310	*162	*686	103	+213	20	7	6	42	3	4	5	51	65	43	4	5	.386	.361
2009	SEATTLE-d	.352	146	639	88	*225	31	4	11	46	2	1	4	32	71	26	9	4	.465	.386
2010	SEATTLE	.315	*162	*680	74	*214	30	3	6	43	3	1	3	45	86	42	9	4	.394	.359
2011	SEATTLE	.272	+161	*677	80	184	22	3	5	47	1	4	0	39	69	40	7	4	.335	.310
2012	SEATTLE	.261	95	402	49	105	15	5	4	28	0	4	0	17	40	15	2	1	.288	.353
	YANKEES-e	.322	67	227	28	73	13	1	5	27	5	1	2	5	21	14	5	0	.340	.454
Japan Totals		.353	951	3619	653	1278	211	23	118	529	0	0	59	384	333	199	33	-	.522	.424
Major League Totals		.322	1911	8085	1204	2606	308	80	104	660	33	38	49	518	813	452	102	33	.365	.419
with SEATTLE		.322	1844	7858	1176	2533	295	79	99	633	28	37	47	513	792	438	97	32	.365	.418

* led league + tied for league lead

Selected Orix in the fourth round of Japan's November, 1991 Draft.

a - Signed by Seattle as a free agent, November 18, 2000.

b - Re-signed by Seattle to a four-year extension, December 18, 2003.

c - Re-signed by Seattle to a five-year extension, July 13, 2007.

d - Placed on disabled list, April 3 (retroactive to March 31) - 15, 2009 with severe Fatigue (bleeding ulcer).

e - Acquired by the Yankees from Seattle in exchange for RHPs Danny Farquhar and D.J. Mitchell, July 23, 2012.

Suzuki's Division Series Record

Year	Club	AVG	G	AB	R	H	2B	3B	HR	RBI	SH	SF	HP	BB	SO	SB	CS	E	OBP	SLG
2001	SEA vs. CLE	.600	5	20	4	12	1	0	0	2	0	0	0	1	0	1	2	-	.650	.619

Suzuki's League Championship Series Record

Year	Club	AVG	G	AB	R	H	2B	3B	HR	RBI	SH	SF	HP	BB	SO	SB	CS	E	OBP	SLG
2001	SEA vs. NYY	.222	5	18	3	4	1	0	0	1	0	0	0	4	4	2	0	-	.278	.364
POSTSEASONTOTALS		.421	10	38	7	16	2	0	0	3	0	0	0	5	4	3	2	-	.474	.488

Suzuki's All-Star Game Record

Year	Club	AVG	G	AB	R	H	2B	3B	HR	RBI	SH	SF	HP	BB	SO	SB	CS	E	OBP	SLG
2001	AL, Seattle	.333	1	3	0	1	1	0	0	0	0	0	0	0	0	0	0	0	.333	.333
2002	AL, Milwaukee	.000	1	2	0	0	0	0	0	0	0	0	0	0	0	0	0	0	.000	.000
2003	AL, Chicago	.000	1	1	1	0	0	0	0	0	0	0	0	0	2	0	0	0	.000	.667
2004	AL, Houston	.250	1	4	1	1	2	1	0	0	0	0	0	0	0	0	0	0	.500	.250
2005	AL, Detroit	.500	1	2	0	1	1	0	0	0	2	0	0	0	0	0	0	0	.500	.500
2006	AL, Pittsburgh	.000	1	3	0	0	0	0	0	0	0	0	0	0	0	1	0	0	.000	.000
2007	AL, San Fran.	1.000	1	3	1	3	6	0	0	1	2	0	0	0	0	0	0	0	2.000	1.000
2008	AL, New York	.333	1	3	0	1	1	0	0	0	0	0	0	0	0	1	0	0	.333	.333
2009	NL, St. Louis	.333	1	3	0	1	1	0	0	0	0	0	0	0	0	0	0	0	.333	.333
2010	AL, Anaheim	.000	1	2	0	0	0	0	0	0	0	0	0	0	0	1	0	0	.000	.000
ASG Totals		.308	10	26	3	8	11	1	0	1	4	0	0	0	2	3	0	0	.423	.357

Suzuki's Career Fielding Record

Position	PCT	G	PO	A	E	TC	DP
Outfield	.992	1865	4149	102	33	4284	26

Suzuki's Career Home Run Chart

MULTI-HOMER GAMES: 7. **TWO-HOMER GAMES:** 7, last on 8/19/12 vs. Boston. **GRAND SLAMS:** 4, last on 4/15/09 vs. Los Angeles-AL (Jason Bulger). **PINCH-HIT HR:** None. **INSIDE-THE-PARK HR:** None. **WALK-OFF HR:** 1, on 9/18/09 vs. New York-AL (Mariano Rivera). **LEADOFF HR:** 37, last on 6/2/12 at Chicago-AL (Gavin Floyd).

Suzuki's Postseason Home Run Chart

MULTI-HOMER GAMES: None. **GRAND SLAMS:** None. **PINCH-HIT HR:** None. **INSIDE-THE-PARK HR:** None. **WALK-OFF HR:** None. **LEADOFF HR:** None.



NICK SWISHER

NUMBER 33	HEIGHT 5-11	WEIGHT 200	BATS S	THROWS L
POSITION OUTFIELDER				

BIRTHDATE

November 25, 1980

2012 OPENING DAY AGE

31

BIRTHPLACE

Columbus, Ohio

RESIDES

Tampa, Fla.

M.L. SERVICE

8 years, 31 days

COLLEGE

Ohio State University

CAREER HIGHLIGHTS

A.L. All-Star Team

- ▶ 2010

STATUS

- ▶ Acquired by the Yankees along with RHP Kanekoa Texeira from the Chicago White Sox on November 13, 2008, in exchange for INF Wilson Betemit and RHPs Jeff Marquez and Jhonny Nunez...signed a five-year contract with a one-year club option on May 11, 2007 (w/ Oakland)...the Yankees picked up his one-year club option for 2012 on October 29, 2011.

POSTSEASON NOTES

- ▶ Hit his first career postseason homer in Game 3 of the 2009 World Series at Philadelphia... the Yankees were 4-0 when he scored a run during the 2010 postseason.

CAREER NOTES

- ▶ Is one of three American Leaguers to hit at least 20HR in each of the last eight seasons (2005-12), joining Paul Konerko and David Ortiz.
- ▶ His 129HR since 2008 are the second-most among Major League switch-hitters over the last five years, trailing only teammate Mark Teixeira (168).
- ▶ Has homered from both sides of the plate 12 times in his career...according to SABR's David Vincent, he trails only teammate Mark Teixeira (13) for the most such games all time in Major League history.
- ▶ Was the only player to hit 15 or more home runs with three different franchises from 2007-09 (22 w/ Oakland in 2007, 24 w/ Chicago-AL in 2008 and 29 w/ the Yankees in 2009)...according to *Elias*, the only other player to cap such a three-year streak with the Yankees was Reggie Jackson (36HR for the 1975 Athletics, 27HR for the 1976 Orioles and 32 for the 1977 Yankees).

2012

- ▶ Hit .272 (146-for-537) with 75R, 36 doubles, 24HR, 93RBI and 77BB in 148 games (107 starts in RF and 27 starts at 1B) with the Yankees in 2012...among all Major League switch-hitters, ranked third in RBI (first in the AL), tied with teammate Mark Teixeira for fourth in home runs (second in AL), finished fifth with a .364 on-base percentage (third in AL) and ninth in batting average (fourth in AL).
- ▶ Batted in six different spots in the lineup (second through seventh), hitting 11HR in the second spot (205AB), 5HR in the fifth spot (77AB), 7HR in the sixth spot (194AB) and 1HR batting seventh (46AB).
- ▶ Posted a .301 (44-for-146) batting average with 11HR and 74RBI with runners in scoring position and a .303 (20-for-66) average with 5HR and 29RBI with RISP and 2 outs.
- ▶ 71 of his 93RBI came while batting left-handed...six of his final 12HR gave the Yankees the lead...each of his last six multi-HR games have come at Yankee Stadium.
- ▶ Made his eighth career Opening Day roster and fourth as a Yankee.
- ▶ Homered in his second game of the season (4/7 at Tampa Bay) after going homerless in his first 21 games of the 2011 season...was the third time in his career (also 2005-06) he homered in his second game of a season.

BESTS & STREAKS

Hits

4 - 2 times
Last: at SEA, 7/8/10

Runs

3 - 18 times
Last: vs. CWS, 4/28/11

2B

2 - 17 times
Last: at BOS, 9/12/12

3B

1 - 9 times
Last: at ARI, 6/21/10

HR

2 - 19 times
Last: vs. BOS, 8/17/12

RBI

6 - at BOS 4/21/12

BB

3 - 22 times
Last: at CWS, 8/20/12

SO

5 - at SD, 6/29/06

SB

1 - 12 times
Last: vs. BOS, 8/19/12

Hit Streak

11g - 4/30-5/11/06

"Walk-off" Hits

4 times
Last: vs. BAL, 9/8/10 (HR)

- ▶ Collected his 100th double as a Yankee in the first inning of 4/10 win at Baltimore.
- ▶ Hit game-winning two-run HR in the 10th inning on 4/11 at Baltimore...was the first extra-inning HR by a Yankee in a win since Jorge Posada hit a 10th-inning, pinch-hit, solo HR on 9/14/10 at Tampa Bay in an 8-7 victory.
- ▶ Hit his fifth career grand slam—his second HR in as many days—in 4/21 win at Boston, establishing a career high with 6RBI...was his first grand slam since 6/30/08 vs. Cleveland (w/ Chicago-AL)...the Yankees came back from a 9-0 deficit in the game...along with Mark Teixeira (who also had 6RBI), became the first Yankees duo to each drive in at least six runs in a game since 4/18/05 vs. Tampa Bay (Alex Rodriguez and Tino Martinez-6RBI each)...were the first Yankees pair to do so on the road since 8/23/99 at Texas (Joe Girardi-7RBI and Scott Brosius-6RBI)...no Yankees teammates had previously accomplished the feat in the same game at Fenway Park since RBI became an official statistic in 1920.
- ▶ Recorded his 18th career multi-HR game—and seventh as a Yankee—in 4/28 loss vs. Detroit...was his first multi-HR game since 8/24/11 vs. Oakland...homered from both sides of the plate for the 11th time in his career.
- ▶ Missed six games (4/30-5/5) with a strained left hamstring (occurred in 4/29 win vs. Detroit).
- ▶ Snapped a career-long 0-for-21 stretch with runners on base with his fifth-inning single in 5/13 loss vs. Seattle (credit: *Elias*).
- ▶ Played in his 500th game as a Yankee in 6/7 loss vs. Tampa Bay.
- ▶ Left 6/16 win at Washington in the bottom of the sixth inning with a left quad contusion, which occurred while sliding into home plate in the top of the inning.
- ▶ Recorded his 1,000th career hit with a seventh-inning double in 6/23 win at the Mets.
- ▶ Snapped an 0-for-17 stretch with a three-run HR in 7/7 Game 1 win at Boston.
- ▶ Walked twice in a career-high four straight games from 7/7 (G1)-13.
- ▶ Collected his 500th hit as a Yankee with a first-inning single in 7/18 win vs. Toronto.
- ▶ Missed six games from 7/21-27 with a strained left hip flexor...was removed from 7/20 loss at Oakland in the seventh with the injury.
- ▶ Scored at least one run and recorded at least 1RBI in a career high six straight games from 8/12-17...was the longest such streak by a Yankee since Alex Rodriguez had a six-game stretch from 8/30-9/4/08.
- ▶ Hit his 200th career home run—a grand slam—in 8/13 win vs. Texas...was also his sixth career grand slam and second of the season (also 4/21 at Boston)...became the second Yankee to hit a grand slam as his 200th career HR (also Dave Winfield in 1982)—credit: *Elias*.
- ▶ Hit two solo HRs in 8/17 win vs. Boston...was his 19th career multi-HR game, eighth as a Yankee and second of the season (also 4/28 vs. Detroit)...homered from both sides of the plate for the 12th time in his career, surpassing Eddie Murray and Chili Davis for second-most switch-hit HR all time behind only teammate Mark Teixeira (13).
- ▶ Hit game-winning, two-run HR—his 100th home run as a Yankee—in 8/24 win at Cleveland.
- ▶ Struck out four times in 8/31 loss vs. Baltimore, his most strikeouts since 8/11/10 at Texas (also 4K).
- ▶ Had a season-long 0-for-28 stretch from 9/2-9...was the second-longest hitless stretch by a Yankee this season (Martin hitless in 30AB from 6/20-7/6)...hit .367 (29-for-79) over the rest of the season.
- ▶ Hit his seventh career grand slam—and third of the season—in 9/20 win vs. Toronto...was the Yankees' 10th grand slam of the season, tying their franchise record (also 1987, 2010 and '11).
- ▶ Batted .407 (24-for-59) with 11R, 3 doubles, 4HR, 15RBI and 14 walks in 16 games from 9/19 through the end of the season...posted a .521 OBP over the stretch...included five multi-hit games over his last six contests.
- ▶ Hit .323 (10-for-31) with 3R, 4 doubles, 1 triple, 2HR and 5RBI in 12 spring training games...missed time during spring training with left (3/15-19) and right (3/21-31) groin tightness.

MOST WALKS IN THE AL, 2008-12

1. NICK SWISHER	409
2. Miguel Cabrera	387
3. Ben Zobrist	382
4. David Ortiz	360
5. Carlos Pena	357

MOST HOME RUNS BY MAJOR LEAGUE SWITCH-HITTERS, 2008-12

1. MARK TEIXEIRA	168
2. NICK SWISHER	129
3. Lance Berkman	101
4. Carlos Beltran	98
5. Ben Zobrist	89

MOST TIMES HOMERING FROM BOTH SIDES OF PLATE, SAME GAME, ALL-TIME

1. MARK TEIXEIRA	13 times
2. NICK SWISHER	12 times
T3. Chili Davis.....	11 times
Eddie Murray.....	11 times
T5. Ken Caminiti	10 times
Tony Clark.....	10 times
Mickey Mantle.....	10 times

MOST PITCHES/PLATE APPEARANCE AMONG ACTIVE PLAYERS (min. 3000PA)

1. Jayson Werth.....	4.44
2. Kevin Youkilis	4.30
3. Bobby Abreu	4.29
4. Adam Dunn.....	4.27
5. Nick Johnson.....	4.24
6. Jim Thome	4.22
7. NICK SWISHER	4.20
8. Jose Bautista	4.19
9. Mark Reynolds	4.18
10. Jamey Carroll	4.16

PERSONAL

- ▶ Full name is Nicholas Thomas Swisher...married Joanna Garcia following the 2010 season...was selected by the Athletics with Boston's first-round pick in 2002 as compensation for the loss of free agent Johnny Damon.
- ▶ Established the Nick Swisher Foundation "Swish's Wishes" in 2007 to assist children with life-threatening illnesses and to help lift the spirits of kids going through difficult times"...in 2009, provided Christmas dinner for the families of children battling cancer at the Ronald McDonald House in New York and was co-Ambassador to the Entertainment Industry Foundation's Lee Denim Day to help raise money for breast cancer research...continued his practice of hosting "Swish's Wishes Days" at Yankee Stadium, inviting children to his home ballpark throughout the year as he did in Oakland and Chicago...made a \$10,000 donation to the United Way Alliance of the Mid-Ohio Valley in November 2009...also purchased uniforms for the football team at his junior high school.
- ▶ Released a full-length, twelve-song kids CD entitled *Believe* in 2011, with a portion of the proceeds going to Swish's Wishes...was joined by an all-star band, singing covers of 12 popular tunes.
- ▶ Received a 2011 Thurman Munson Award for his on-field excellence and community service.
- ▶ Is a regular visitor at children's hospitals...supports Lynn Sage Cancer Center in Chicago...in the past, has dyed his goatee pink on Mother's Day to raise awareness for breast cancer and blue on Father's Day to raise awareness for prostate cancer...grew and shaved a mustache in November 2010 as part of Movember to raise awareness for cancer...provides holiday gifts and a party for mentally challenged children at Janet Pomeroy School in San Francisco...supports UCSF Medical Center in San Francisco, where he served as the honorary chairman for the 2007 Macy's Tree Lighting Ceremony...has also funded programs at the Children's Hospital & Research Center in Oakland and frequently reads books to children in the hospital...teamed with Columbia Pictures in 2007 to host a private screening of the movie *Water Horse: Legend of the Deep* for 400 sick and low-income Bay Area children.
- ▶ Nick and his wife, Joanna, visited troops in USO-sponsored trip to Germany and Afghanistan in November 2011...participates in Strikeouts For Troops, a non-profit organization that provides assistance to wounded war veterans and their children by providing "comforts of home" while they recover in military hospitals nationwide...toured U.S. bases in Spain, Greece and Italy on a goodwill mission to visit American soldiers and their families stationed abroad in January 2007...helped fund two programs for low-income children in need at Tony La Russa's Animal Rescue Foundation...participated in adopting 25 military families in need and provided Thanksgiving and Christmas dinner as well as Christmas gifts for their children in 2007, 2008 and 2009.
- ▶ Wore a pair of limited-edition, military-inspired custom cleats by New Balance in 6/9 win vs. the Mets...the game-worn cleats featured camouflage accents and details with elements honoring 68 Whiskey, a military occupational specialty for healthcare specialists in the U.S. Army...the cleats were auctioned off following the game with proceeds benefitting the Special Operations Warrior Foundation.
- ▶ Threw out the first pitch to eight-year-old Adam Bender on 7/1/08 vs. Cleveland...Bender lost his leg to cancer at age 1 and was flown by "Swish's Wishes" from Kentucky to Chicago with his parents, older brother and younger sister to celebrate the one-year anniversary of the foundation...Bender played catcher for his Little League team in Lexington, Ky...Swisher provided Bender with a personalized White Sox jersey and a bat signed by the team.
- ▶ In honor of his grandmother, Betty, who lost her cancer battle in 2005, became an ambassador to the EIF Foundation and the Women's Cancer Research Fund...as part of the non-profit Pantene Beautiful Lengths program, encouraging people to grow, cut and donate their hair to create live hair wigs for women who lost their hair due to cancer treatments, going without a hair cut for nearly a year...his father made the "kindest cut of all" on the field in Oakland on 5/19/07, cutting Nick's hair to be donated to the program...supports childhood diabetes, prostate and breast cancer, and the Special Olympics...was the A's 2007 Roberto Clemente Award nominee.
- ▶ Appeared as himself in an episode of the television show *How I Met Your Mother* in February 2010 and *Better With You* in 2011...also appeared as himself in the television show *The Game* in 2007 and 2008.
- ▶ Had the baseball field at Ohio State University dedicated in his honor in November 2011...attended OSU where he was named Big Ten "Freshman of the Year" in 2000 after hitting .299 with 10HR and 48RBI...was All-Big Ten at first base as a sophomore in 2001 after hitting .322 with a league-best 15HR and 56RBI...also earned All-Conference honors as an outfielder in 2002 when he batted .348 with 10HR and 52RBI...graduated from Parkersburg (W. Va.) High School.
- ▶ Father, Steve Swisher, hit .216 (305-for-1,414) in 509 Major League games with Chicago-NL (1974-77), St. Louis (1978-80) and San Diego (1981-82)...Steve was Chicago-AL's first round selection (21st overall) in the 1973 draft.

Swisher's Career Playing Record

Year	Club	AVG	G	AB	R	H	2B	3B	HR	RBI	SH	SF	HP	BB	SO	SB	CS	E	OBP	SLG
2002	Vancouver	.250	13	44	10	11	3	0	2	12	0	1	2	13	11	3	0	0	.433	.455
	Visalia	.240	49	183	22	44	13	2	4	23	2	1	2	26	48	3	1	4	.340	.399
2003	Modesto	.296	51	189	38	56	14	2	10	43	0	5	2	41	49	0	2	4	.418	.550
	Midland	.230	76	287	36	66	24	2	5	43	0	6	6	37	76	0	1	5	.324	.380
2004	Sacramento	.269	125	443	109	119	28	2	29	92	0	5	3	103	109	3	3	7	.406	.537
	OAKLAND	.250	20	60	11	15	4	0	2	8	0	1	2	8	11	0	0	3	.352	.417
2005	OAKLAND - a	.236	131	462	66	109	32	1	21	74	0	1	4	55	110	0	1	2	.322	.446
	Sacramento	.391	6	23	4	9	3	0	0	1	0	0	1	2	7	0	1	0	.462	.522
2006	OAKLAND	.254	157	556	106	141	24	2	35	95	2	6	11	97	152	1	2	8	.372	.493
2007	OAKLAND	.262	150	539	84	141	36	1	22	78	1	9	10	100	131	3	2	5	.381	.455
2008	CHICAGO-AL - b	.219	153	497	86	109	21	1	24	69	1	4	4	82	135	3	3	7	.332	.410
2009	YANKEES - c	.249	150	498	84	124	35	1	29	82	3	6	3	97	126	0	0	6	.371	.498
2010	YANKEES	.288	150	566	91	163	33	3	29	89	3	2	6	58	139	1	2	4	.359	.511
2011	YANKEES	.260	150	526	81	137	30	0	23	85	1	8	5	95	125	2	2	1	.374	.449
2012	YANKEES	.272	148	537	75	146	36	0	24	93	1	5	4	77	141	2	3	6	.364	.473
Minor League Totals		.261	320	1169	219	305	85	8	50	214	2	18	16	222	300	9	8	20	.381	.476
Major League Totals		.256	1209	4241	684	1085	251	9	209	673	12	42	49	669	1070	12	15	42	.361	.467
NY Yankees Totals		.268	598	2127	331	570	134	4	105	349	8	21	18	327	531	5	7	17	.367	.483

Selected by Oakland in the first round (16th overall) of the 2002 First-Year Player Draft.

a - Placed on the 15-day disabled list from May 2-25, 2005 with a right shoulder sprain.

b - Acquired by Chicago-AL on January 3, 2008 in exchange for RHP Fautino De Los Santos, LHP Gio Gonzalez and OF Ryan Sweeney.

c - Acquired by the Yankees along with RHP Kanekoa Texeira on November 13, 2008 in exchange for INF Wilson Betemit and RHPs Jeff Marquez and Jhonny Nunez.

Swisher's Division Series Record

Year	Club vs. Opp.	AVG	G	AB	R	H	2B	3B	HR	RBI	SH	SF	HP	BB	SO	SB	CS	E	OBP	SLG
2006	OAK vs. MIN	.300	3	10	3	3	2	0	0	1	0	0	0	2	2	0	0	0	.417	.500
2008	CWS vs. TB	.250	3	4	1	1	0	0	0	0	0	0	0	2	1	0	0	0	.500	.250
2009	NY Yankees vs. MIN	.083	3	12	0	1	1	0	0	1	0	0	0	0	4	0	0	0	.083	.167
2010	NY Yankees vs. MIN	.333	3	12	3	4	2	0	1	1	0	0	0	1	1	0	0	0	.385	.7508
2011	NY Yankees vs. DET	.211	5	19	1	4	0	0	1	1	0	0	0	1	5	0	0	0	.250	.368
Division Series Totals		.228	17	57	8	13	5	0	2	4	0	0	0	6	13	0	0	0	.302	.421

Swisher's Championship Series Record

Year	Club vs. Opp.	AVG	G	AB	R	H	2B	3B	HR	RBI	SH	SF	HP	BB	SO	SB	CS	E	OBP	SLG
2006	OAK vs. DET	.100	4	10	0	1	0	0	0	0	0	0	0	5	5	0	0	0	.400	.100
2009	NY Yankees vs. LAA	.150	6	20	2	3	0	0	0	0	1	0	1	3	7	0	0	0	.292	.150
2010	NY Yankees vs. TEX	.091	6	22	3	2	1	0	1	1	0	0	0	3	7	0	0	0	.200	.273
LCS Totals		.115	16	52	5	6	1	0	1	1	1	0	1	11	19	0	0	0	.281	.192

Swisher's World Series Record

Year	Club vs. Opp.	AVG	G	AB	R	H	2B	3B	HR	RBI	SH	SF	HP	BB	SO	SB	CS	E	OBP	SLG
2009	NY Yankees vs. PHI	.133	5	15	3	2	1	0	1	1	0	0	0	4	4	0	0	0	.316	.400
World Series Totals		.133	5	15	3	2	1	0	1	1	0	0	0	4	4	0	0	0	.316	.400
POSTSEASON TOTALS		.169	38	124	16	21	7	0	4	6	1	0	1	21	36	0	0	0	.295	.323

Swisher's All-Star Game Record

Year	Club, Site	AVG	G	AB	R	H	2B	3B	HR	RBI	SH	SF	HP	BB	SO	SB	CS	E	OBP	SLG
2010	NY Yankees, Los Angeles-AL	.000	1	1	0	0	0	0	0	0	0	0	0	0	1	0	0	0	.000	.000
All-Star Game Totals		.000	1	1	0	0	0	0	0	0	0	0	0	0	1	0	0	0	.000	.000

Swisher's Career Fielding Record

Position	PCT	G	PO	A	E	TC	DP
Outfield	.985	937	1835	42	28	1905	8
First Base	.994	307	2024	136	14	2174	188
Pitcher	-	1	0	0	0	0	0

Swisher's Career Home Run Chart

MULTI-HOMER GAMES: 19. **TWO-HOMER GAMES:** 19, last on 8/17/12 vs. Boston. **GRAND SLAMS:** 7, last on 9/20/12 vs. Toronto (Brad Lincoln). **PINCH-HIT HR:** None. **INSIDE-THE-PARK HR:** 1, on 6/11/06 at New York-AL (Shawn Chacon). **WALK-OFF HR:** 3, last on 9/8/10 vs. Baltimore (Koji Uehara). **LEADOFF HR:** 1, on 4/6/08 at Detroit (Justin Verlander).

Swisher's Postseason Home Run Chart

Multi-Home Run Games: None; **Two-Homer Games:** None; **Grand Slams:** None; **Pinch-Hit Home Runs:** None; **Inside-The-Park Home Runs:** None; **Walk-Off Home Runs:** None; **Leadoff:** None.



MARK TEIXEIRA

NUMBER	HEIGHT	WEIGHT	BATS	THROWS
25	6-3	215	S	R
POSITION FIRST BASEMAN				

BIRTHDATE

April 11, 1980

2012 OPENING DAY AGE

31

BIRTHPLACE

Annapolis, Md.

RESIDES

Greenwich, Conn.

M.L. SERVICE

10 years

COLLEGE

Georgia Tech

CAREER HIGHLIGHTS

A.L. All-Star Team

- ▶ 2005, 2009

A.L. Gold Glove

- ▶ 2005, 2006, 2009, 2010

A.L. Silver Slugger

- ▶ 2004, 2005, 2009

STATUS

- ▶ Signed as a free agent to an eight-year contract on January 6, 2009...contract extends through the 2016 season.

POSTSEASON NOTES

- ▶ Hit game-winning homer in 2010 ALDS Game 1 at Minnesota in the seventh inning...suffered a torn right hamstring in the ninth inning (running to first base) of the Yankees' 2010 ALCS Game 4 loss vs. Texas and missed the Yankees' final two playoff contests.
- ▶ Scored at least one run in six straight postseason games from 10/29/09 (WS Game 2)-10/6/10 (ALDS Game 1), the longest such streak by a Yankee since Chuck Knoblauch from 10/17-27/99.
- ▶ Hit "walk-off" solo home run off Jose Mijares in the 11th inning of 2009 ALDS Game 2 vs. Minnesota, marking his first career postseason home run and first career "walk-off" homer (regular and postseason)...was the Yankees' second "walk-off" HR in ALDS play (also Jim Leyritz in 1995 vs. Seattle)...scored a run in five of the Yankees' six World Series games en route to his first championship...was hit by a pitch three times in the 2009 World Series, joining teammate Alex Rodriguez (also 2009) and Pittsburgh's Max Carey (1925) as the only players to have 3HBP in a single Series.
- ▶ Made his first career postseason appearance in 2008 with the Angels, batting .467 (7-for-15) with 4R, 1RBI and 4BB in four games against the Red Sox.

CAREER NOTES

- ▶ Had his eight-season streak of reaching 30HR and 100RBI snapped in 2012...had been the only Major Leaguer to reach the totals in each of the previous eight seasons (2004-11)...according to *Elias*, is one of only three first basemen all time (also Jimmie Foxx and Albert Pujols) to record 30HR and 100RBI in eight straight seasons by age 31.
- ▶ Failed to hit at least 25HR for the first time in his career...had reached the 25HR plateau in each of his first nine Major League seasons (2003-11)...according to *Elias*, was just the fourth player in Baseball history to accomplish the feat, joining Albert Pujols (12 seasons), Eddie Mathews (11) and Darryl Strawberry (nine).
- ▶ Also had his eight-season streak of reaching 30HR and 100RBI snapped in 2012...had been the only Major Leaguer to reach the totals in each of the previous eight seasons (2004-11)...according to *Elias*, is one of only three first basemen all time (also Jimmie Foxx and Albert Pujols) to record 30HR and 100RBI in eight straight seasons by age 31.

BESTS & STREAKS

Hits

4 - 22 times
Last: at OAK, 5/26/12

Runs

4 - 2 times
Last: at CIN, 8/20/07

2B

3 - 2 times
Last: at TOR, 4/20/11

3B

1 - 18 times
Last: at BOS, 7/6/12

HR

3 - 3 times
Last: at BOS, 5/8/10

RBI

7 - 2 times
Last: at BAL, 7/13/06

BB

5 - 2 times
Last: at BOS, 4/25/09

SO

5 - 2 times
Last: at TOR, 6/5/10

SB

1 - 21 times
Last: at BOS, 7/6/12

Hit Streak

14g - 5/18-6/1/09

"Walk-Off" Hits

4 times
Last: vs. TOR, 5/24/11 (single)

GLOVE WORK

Mark Teixeira ranks second among all active first basemen with a .99670 career fielding percentage at 1B, trailing only Casey Kotchman (.99767)...according to the *Elias Sports Bureau*, Teixeira is the all-time American League leader in fielding pct. by a 1B (min: 1,000G) with a .99677 mark, surpassing former leader Don Mattingly (.99582).

- ▶ Is one of nine players all-time to hit at least 325HR within the first 10 years of their Major League career and one of four active players to accomplish the feat, joining Albert Pujols (408 from 2001-10), Adam Dunn (354 from 2001-10), and Alex Rodriguez (345 from 1994-2003).
- ▶ Holds the record for the most HRs by a switch-hitter through his first 10 Major League seasons (2003-12)...Mickey Mantle is second with 320 (1951-60)...reached the 300HR plateau in his 1,296th career game (on 6/30/11 vs. Milwaukee), surpassing Mantle (1,314) to become the fastest switch-hitter ever to reach the mark.
- ▶ Has homered from both sides of the plate in the same game 13 times in his career, the most such games all time.
- ▶ In 2011, became the sixth player in Baseball history to reach the 1,000RBI plateau within their first nine MLB seasons...he joins Al Simmons (1,156), Ted Williams (1,135), Joe DiMaggio (1,122), Albert Pujols (1,112) and Hank Greenberg (1,003).
- ▶ Is one of nine players in Baseball history—and the second switch-hitter (also Chipper Jones)—to have at least 100RBI in at least eight of his first 10 Major League seasons...his eight 100RBI seasons tie him with Carlos Beltran for the second-most all-time among switch-hitters, trailing only Jones (nine).
- ▶ Since returning to the AL on 7/29/08 when he was acquired by the Angels from Atlanta, is second in the American League in RBI (468) and third in HR (148)
- ▶ Is the first switch-hitter in Baseball history to hit at least 20HR in each of his first 10 Major League seasons (2003-12).
- ▶ Has reached double digits in home runs in each of his 10 Major League seasons...is one of just five active players to have hit at least 10HR in each of his first 10 seasons along with Miguel Cabrera (10 seasons, 2003-12), Albert Pujols (12, 2001-12), Adam Dunn (12, 2001-12) and Carlos Lee (13, 1999-2011).
- ▶ Has 25HR off left-handed pitching since the start of 2011, tied for the third-most in the Majors over the span.
- ▶ Is one of just three Yankees first basemen in franchise history to record at least 100R, 30HR and 100RBI in multiple seasons with the club (2009-10), joining Lou Gehrig (10 times, 1927 and '29-37) and Don Mattingly (twice, 1985-86)...is the only player to accomplish the feat in his first two seasons with the club.
- ▶ Is the fourth Yankee all time to hit at least 30HR in each of his first three seasons with the club (also Babe Ruth, Roger Maris and Alex Rodriguez).

MAJOR LEAGUE LEADERS SINCE START OF TEIXEIRA'S CAREER IN 2003

HOME RUNS

1. Albert Pujols	404
2. Adam Dunn	361
3. ALEX RODRIGUEZ	349
4. David Ortiz	343
5. MARK TEIXEIRA	338

RBI

1. Albert Pujols	1,177
2. Miguel Cabrera	1,123
3. MARK TEIXEIRA	1,101
4. David Ortiz	1,088
5. ALEX RODRIGUEZ	1,078

EXTRA-BASE HITS

1. Albert Pujols	831
2. David Ortiz	730
3. Miguel Cabrera	720
4. MARK TEIXEIRA	711
5. Alfonso Soriano	683

2012

- ▶ Hit .251 (113-for-451) with 66R, 27 doubles, 24HR, 84RBI and 54BB in 123 games (117 starts at 1B and 4 starts at DH) with the Yankees in 2012...among all Major League switch-hitters, ranked fourth in RBI (second in the AL), and tied with teammate Nick Swisher for fourth in home runs (second in AL).
- ▶ Had 10HR in 175AB vs. left-handed pitching and 14HR in 276AB vs. right-handed pitching....batted .277 (69-for-249) with 12HR and 51RBI on the road and .218 (44-for-202) with 12HR and 33RBI at home.
- ▶ Hit five home runs to tie the game or put the Yankees ahead in the seventh inning or later, marking his most such homers in a single season in his career...the only Yankee to compile more home runs in those circumstances in a season over the last 12 years is Alex Rodriguez (six such homers each in 2009 and '10).
- ▶ Made his 10th career Opening Day roster (fourth as a Yankee) and ninth Opening Day start at 1B.
- ▶ Recorded his 34th career multi-HR game (31st two-HR game) in 4/21 win at Boston, driving in six runs...homered from both sides of the plate for the 13th time in his career (first since 8/2/11 at Chicago-AL), further extending his Major League record...was his third time hitting a home run from both sides of the plate vs. Boston (also 5/8/10 at Fenway Park-3HR and 5/4/09 at Yankee Stadium-2HR)...marked his most RBI in a game since 6RBI on 8/20/07 at Cincinnati (w/ Atlanta).
- ▶ Recorded his 500th hit as a Yankee with a third-inning double in 5/3 loss at Kansas City.
- ▶ Appeared in his 500th career game as a Yankee in 5/10 win vs. Tampa Bay.
- ▶ Collected his 1,500th career hit with a sixth-inning single in 5/16 loss at Toronto...along with his 319HR and 1,037RBI at the time of the hit, became the 12th player all-time to reach the totals in his first 1,410 games and the fourth active (or suspended) player: also Alex Rodriguez, Albert Pujols and Manny Ramirez (credit: *Elias Sports Bureau*).

MOST SEASONS WITH 20HR, YANKEES FIRST BASEMEN

Lou Gehrig	13
Tino Martinez	5
Don Mattingly	5
MARK TEIXEIRA	4
Jason Giambi	4
Joe Pepitone	4
Moose Skowron	4

Only Gehrig, Martinez and Mattingly join Teixeira in accomplishing the feat in four consecutive seasons.

- ▶ Recorded his 35th career multi-HR game—and second of the season—in 5/26 win at Oakland... went 4-for-5 with 5RBI in the game, tying his career high in hits (22nd time, first since 8/24/10 at Toronto).
- ▶ Hit .298 (25-for-84) with 17R, 5 doubles, 7HR and a Major League-high-tying 27RBI in July.
- ▶ Batted in the second spot in the lineup in 7/7 Game 1 win at Boston, hitting second in the order for the first time since 9/28/03 w/ Texas at Anaheim.
- ▶ Collected his 36th career multi-HR game—and third of the season—in 7/13 win vs. Los Angeles-AL...was his third game with at least 5RBI this season, all of which were multi-HR contests.
- ▶ Missed five games with a sore left wrist (7/31-8/1 and 8/17-19).
- ▶ Hit the first of back-to-back HRs with Chavez in the eighth inning of 8/9 win at Detroit...were the first back-to-back home runs by the Yankees in the eighth inning or later on the road—with the first one tying the game and the second giving them the lead—since 8/24/55 when Yogi Berra and Mickey Mantle hit consecutive homers in the ninth inning of a 3-2 win also in Detroit.
- ▶ Missed 30 games over a 31-game stretch (8/28-9/30)—including 20 straight from 9/9-30—with a left calf strain...his only game played over the span was in 9/8 loss at Baltimore in which he reinjured the calf on the final play of the game legging out a double play groundout.
- ▶ Hit two-run HR in 10/1 win vs. Boston, in his first game played since 9/8 at Baltimore.
- ▶ Grounded into two double plays in the same game for the third time in his career in 10/2 win vs. Boston (also 8/8/03 at Toronto and 8/25/10 at Toronto)...went 0-for-6 in the game, marking just the fifth time in his career he went hitless with at least 6AB (first since 6/16/11 vs. Texas - 0-for-6 in a 3-2, 12th-inning win).
- ▶ Hit .283 (15-for-53) with 4R, 6 doubles, 4RBI and 10BB in 21 spring training games.

MOST HOME RUNS AMONG ACTIVE PLAYERS IN FIRST 10 MLB SEASONS

1. Albert Pujols 408 (2001-10)
2. Adam Dunn 354 (2001-10)
3. ALEX RODRIGUEZ 345 (1994-2003)
4. **MARK TEIXEIRA** **338 (2003-12)**
5. Miguel Cabrera 321 (2003-12)

MOST TIMES HOMERING FROM BOTH SIDES OF PLATE, SAME GAME, AS A YANKEE

1. Mickey Mantle 10 times
- T2. **MARK TEIXEIRA** **8 times**
- Jorge Posada 8 times
- Bernie Williams 8 times

MOST TIMES HOMERING FROM BOTH SIDES OF PLATE, SAME GAME, ALL-TIME

1. **MARK TEIXEIRA** **13 times**
2. NICK SWISHER 12 times
- T3. Chili Davis 11 times
- Eddie Murray 11 times
- T5. Ken Caminiti 10 times
- Tony Clark 10 times
- Mickey Mantle 10 times

MOST GAMES WITH 5-OR-MORE RBI SINCE 2003

1. **MARK TEIXEIRA** **17**
2. Albert Pujols 16
- Adam Dunn 16
4. ALEX RODRIGUEZ 15
5. Manny Ramirez 13
6. Torii Hunter 12

PERSONAL

- ▶ Full name is Mark Charles Teixeira...he and his wife, Leigh, have two sons, Jack and William and daughter Addison...met his wife, an industrial-design Major, as a freshman at Georgia Tech...signed by Zackary Hoyst (Rangers)...is an avid golfer...his favorite team growing up was the Baltimore Orioles and his favorite player was Don Mattingly...is a natural right-handed hitter...decided to become a dedicated switch hitter at the age of 13...is of Portuguese decent...his father, John, is a former Navy pilot who played high school baseball with Bucky Dent...his uncle, Pete, played in the Braves minor league system.
- ▶ In 2006, Mark and his wife established the Mark Teixeira Charitable Fund that supported six \$5,000 scholarships at three high schools in the Dallas/Ft. Worth area...in 2007, he increased the number of scholarships to 12...following the 2007 season, he held the first Tex's Holiday Hold 'Em poker tournament that raised over \$55,000 for his foundation...other community groups that have been helped by the Teixeiras include Cook Children's Medical Center, the Arlington Boys & Girls Club and the Arlington Police Department, where they worked to start a local Police Athletic League (PAL) for the youth of Arlington...won the 2006 "Harold McKinney Good Guy Award" as voted on by the Dallas/Ft. Worth chapter of the BBWAA...received a 2012 Thurman Munson Award for his on-field excellence and community service.
- ▶ Teamed up with Coppertone's "Help Strike Out Sun Damage" program in 2009 as a spokesman for the National Foundation for Cancer Research.
- ▶ In May 2010, Mark and Leigh partnered up with Harlem RBI, making a \$100,000 donation to the Harlem RBI Futures Fund to support Harlem RBI's college-bound seniors...in addition, Mark signed up as a member of the Harlem RBI Board of Directors and serves as an Honorary Chair of Harlem RBI's Capital Campaign.
- ▶ Announced on 4/6/11 that he made a \$1 million donation to Harlem RBI and called on fans to help raise additional funds through his Dream Team campaign...the fundraising campaign is designed to help the organization build a state-of-the-art facility for the children that Harlem RBI and its partner, DREAM Charter School, serve each year...the groundbreaking project will include a 450-seat public charter school facility, a new community center, 87 units of low income housing and a rebuilt public park...all are designed to serve as a model of urban development.
- ▶ Named the 2011 March of Dimes Sportsman of the Year.
- ▶ Was named the Yankees nominee for the 2012 Roberto Clemente Award, which recognizes players who best represent the game of baseball through positive contributions on and off the field, including sportsmanship

and community involvement.

▶ Batted .409 (216-528) with 36HR and 165RBI in 140 games in three seasons at Georgia Tech...became just the second player in Atlantic Coast Conference history to have a career .400 average, joining Wake Forest's Bill Merrifield (.400 from 1981-83)...batted .419 (26-for-62) with 5HR and 20RBI in 16 games for the Yellow Jackets as a senior in 2001...fractured right ankle in season's seventh game on 2/23 vs. Elon...won the Dick Howser Trophy as the "National Collegiate Player of the Year" in 2000, hitting .427 (103-for-241) with 18HR and 80RBI in 66 games...selected as "National Player of the Year" by *Baseball America* and the *Sporting News*, was the ACC "Player of the Year" and was a consensus first-team All-American...led the ACC in batting average, runs (school-record 104), homers, walks (67), slugging percentage (.772) and on-base percentage (.547)...was a three-time ACC "Player of the Week"...named to all-tournament team in NCAA regional in Atlanta with 2HR and 7RBI...hit .387 (87-for-225) with 13HR and 65RBI in 58 games in 1999...named ACC Rookie of the Year and was first-team all-conference selection...picked as "National Freshman of the Year" by *Collegiate Baseball*...set Georgia Tech freshman records for hits and RBI and tied the doubles mark (18)...led Tech in batting, becoming the first freshman to do so since 1978...spent summer of 2000 with USA Baseball National Team, leading the club in batting (.385), runs (26), hits (46), RBI (23) and total bases (70)...hit .289 with 7HR and 26RBI for Orleans in the Cape Cod League in the summer of 1999...earned team MVP in league All-Star Game and received Robert A. McNeese Award as Cape League's most outstanding pro prospect.

▶ Makes an annual donation to the Georgia Tech baseball scholarship fund, including a \$500,000 pledge in February 2009.

▶ Played baseball, basketball and soccer at Mt. St. Joseph's High School in Baltimore (graduated 1998)...set Maryland state records for career homers (29), RBI (105) and runs (128)...in 1998, earned first-team High School All-American honors from *Baseball America*, *USA Today/Sports Weekly*, *Collegiate Baseball*, and the American Baseball Coaches Association, hitting .548 with 12 homers and 36 RBI...was named Maryland "Player of the Year" in 1997 and 1998...also played in the Babe Ruth League and American Legion programs...enrolled a scholarship at Mt. St. Joseph in the name of his friend Nick Liberatoro who was killed in a car accident while the two were in school.

		SWITCH-HITTING RECORD					
Year		AVG	AB	H	HR	RBI	
2003	LHB	.244	353	86	15	52	
	RHB	.290	176	51	11	32	
2004	LHB	.266	376	100	27	77	
	RHB	.314	169	53	11	35	
2005	LHB	.304	470	143	37	115	
	RHB	.293	174	51	6	29	
2006	LHB	.276	457	126	21	78	
	RHB	.298	171	51	12	32	
2007	LHB	.284	335	95	24	69	
	RHB	.352	159	56	6	36	
2008	LHB	.311	379	118	26	80	
	RHB	.303	195	59	7	41	
2009	LHB	.282	432	122	30	91	
	RHB	.316	177	56	9	31	
2010	LHB	.245	417	102	23	68	
	RHB	.283	184	52	10	40	
2011	LHB	.224	397	89	24	69	
	RHB	.297	192	57	15	42	
2012	LHB	.239	276	66	14	55	
	RHB	.269	175	47	10	29	
Totals							
	Left	.269	3893	1047	241	754	
	Right	.301	1772	533	97	347	

Teixeira's Career Hitting Record

Year	Team	AVG	G	AB	R	H	2B	3B	HR	RBI	SH	SF	HP	BB	SO	SB	CS	E	OBP	SLG
2002	Charlotte	.320	38	150	32	48	10	2	9	41	0	1	3	21	24	2	0	9	.411	.593
	Tulsa	.316	48	171	31	54	11	3	10	28	0	0	4	25	36	3	2	12	.415	.591
2003	TEXAS	.259	146	529	66	137	29	5	26	84	0	2	14	44	120	1	2	4	.331	.480
	TEXAS - a	.281	145	545	101	153	34	2	38	112	0	2	10	68	117	4	1	10	.370	.560
2005	Frisco	.000	1	3	0	0	0	0	0	0	0	0	1	0	1	0	0	0	.250	.000
	TEXAS	.301	#162	644	112	194	41	3	43	144	0	3	11	72	124	4	0	3	.379	.575
2006	TEXAS	.282	#162	628	99	177	45	1	33	110	0	6	4	89	128	2	0	4	.371	.514
	TEXAS - b	.297	78	286	48	85	24	1	13	49	0	1	3	45	66	0	0	1	.397	.524
2007	Frisco	.000	1	2	0	0	0	0	0	0	0	0	2	0	0	0	0	0	.500	.000
	ATLANTA - c	.317	54	208	38	66	9	1	17	56	0	1	4	27	46	0	0	4	.404	.615
2008	ATLANTA	.283	103	381	63	108	27	0	20	78	0	2	3	65	70	0	0	2	.390	.512
	LOS ANGELES-AL - d	.358	54	193	39	69	14	0	13	43	0	5	4	32	23	2	0	3	.449	.632
2009	YANKEES - e	.292	156	609	103	178	43	3	#39	*122	0	5	12	81	114	2	0	4	.383	.565
	YANKEES	.256	158	601	*113	154	36	0	33	108	0	5	13	93	122	0	1	3	.365	.481
2011	YANKEES	.248	156	589	90	146	26	1	39	111	0	8	11	76	110	4	1	4	.341	.494
	YANKEES	.251	123	451	66	113	27	1	24	84	0	12	7	54	83	2	1	1	.332	.475
Minor League Totals		.313	88	326	63	102	21	5	19	69	0	1	8	48	61	5	2	21	.413	.583
AL Totals		.277	1340	5075	837	1406	319	17	301	967	0	49	89	654	1007	21	6	45	.366	.525
NL Totals		.295	157	589	101	174	36	1	37	134	0	3	7	92	116	0	0	6	.395	.548
Major League Totals		.279	1497	5664	938	1580	355	18	338	1101	0	52	96	746	1123	21	6	21	.369	.527
NYV Total		.263	593	2250	372	591	132	5	135	425	0	30	43	304	429	8	3	12	.357	.506

*Denotes league leader

#Tied for league lead

Selected by Boston in the ninth round of the 1998 First-Year Player Draft but did not sign.
Selected by Texas in the first round (fifth pick overall) of the 2001 First-Year Player Draft.

- a – Placed on the 15-day disabled list from April 13-29, 2004 with a strained left oblique.
 b – Placed on the 15-day disabled list from June 9 – July 13, 2007 with a strained left quadriceps.
 c – Traded to the Atlanta Braves along with LHP Ron Mahay from the Texas Rangers in exchange for C Jarrod Saltalamacchia, INF Elvis Andrus, RHP Neftali Perez and LHPs Matt Harrison and Beau Jones on July 31, 2007.
 d – Traded to Los Angeles-AL from the Atlanta Braves in exchange for INF Casey Kotchman and RHP Steve Marek on July 29, 2008.
 e – Signed as a free agent by the Yankees to an eight-year contract on January 6, 2009.

Teixeira's Division Series Record

Year	Club vs. Opp.	AVG	G	AB	R	H	2B	3B	HR	RBI	SH	SF	HP	BB	SO	SB	CS	E	OBP	SLG
2008	LAA vs. BOS	.467	4	15	4	7	0	0	0	1	0	1	0	4	3	0	0	0	.550	.467
2009	NY Yankees vs. MIN	.167	3	12	3	2	0	0	1	1	0	0	0	1	1	0	0	0	.231	.417
2010	NY Yankees vs. MIN	.308	3	13	2	4	1	0	1	3	0	0	0	1	2	0	0	0	.357	.615
2011	NY Yankees vs. DET	.167	5	18	2	3	2	0	0	1	1	0	0	2	5	0	0	0	.286	.278
Division Series Totals		.276	15	58	11	16	3	0	2	6	0	1	1	8	11	0	0	0	.368	.431

Teixeira's League Championship Series Record

Year	Club vs. Opp.	AVG	G	AB	R	H	2B	3B	HR	RBI	SH	SF	HP	BB	SO	SB	CS	E	OBP	SLG
2009	NY Yankees vs. LAA	.222	6	27	2	6	1	0	0	4	0	1	0	3	8	0	0	0	.290	.259
2010	NY Yankees vs. TEX	.000	4	14	1	0	0	0	0	0	0	0	0	3	4	0	0	0	.176	.000
LCS Totals		.146	10	41	3	6	1	0	0	4	0	1	0	6	12	0	0	0	.250	.171

Teixeira's World Series Record

Year	Club vs. Opp.	AVG	G	AB	R	H	2B	3B	HR	RBI	SH	SF	HP	BB	SO	SB	CS	E	OBP	SLG
2009	NY Yankees vs. PHI	.136	6	22	5	3	1	0	1	3	0	0	3	2	8	0	0	0	.296	.318
World Series Totals		.136	6	22	5	3	1	0	1	3	0	0	3	2	8	0	0	0	.296	.318
POSTSEASON TOTALS		.207	31	121	19	25	5	0	3	13	0	2	4	16	31	0	0	0	.315	.322

Teixeira's All-Star Game Record

Year	Club, Site	AVG	G	AB	R	H	2B	3B	HR	RBI	SH	SF	HP	BB	SO	SB	CS	E	OBP	SLG
2005	TEX, Detroit	.333	1	3	1	1	0	0	1	2	0	0	0	0	0	0	0	0	.333	1.333
2009	NY Yankees, St. Louis	.000	1	3	0	0	0	0	0	0	0	0	0	0	0	0	0	0	.000	.000
All-Star Game Totals		.167	2	6	1	1	0	0	1	2	0	0	0	0	0	0	0	0	.167	.667

Teixeira's World Baseball Classic Record

Year	Country, Site	AVG	G	AB	R	H	2B	3B	HR	RBI	SH	SF	HP	BB	SO	SB	CS	E	OBP	SLG
2006	USA, USA	.000	4	15	0	0	0	0	0	0	0	0	0	0	4	1	0	0	.000	.000

Teixeira's Career Fielding Record

Position	PCT	G	PO	A	E	TC	DP
First Base	.996	1420	12163	805	43	13011	1195
Outfield	.974	32	37	0	1	38	0
Third Base	.811	15	10	20	7	37	0

Teixeira's Career Home Run Chart

MULTI-HOMER GAMES: 36. **TWO-HOMER GAMES:** 33, last on 7/13/12 vs. Los Angeles-AL. **THREE-HOMER GAMES:** 3, last on 5/8/10 at Boston. **GRAND SLAMS:** 7, last on 9/28/11 at Tampa Bay (David Price). **PINCH-HIT HR:** None. **INSIDE-THE-PARK HR:** None. **WALK-OFF HR:** None. **LEADOFF HR:** None.

Teixeira's Postseason Home Run Chart

MULTI-HOME RUN GAMES: None; **GRAND SLAMS:** None; **PINCH-HIT HOME RUNS:** None; **INSIDE-THE-PARK HOME RUNS:** None; **WALK-OFF HOME RUNS:** 1, 10/9/09 (ALDS Game 2) vs. Minnesota off Jose Mijares (11th inning); **LEADOFF:** None.

Additional Yankees in 2012

RHP DAVID AARDSMA

#35

- ▶ Made his Yankees debut – and only appearance of the season – in 9/27 loss at Toronto, allowing 1ER in 1.0IP (1H, 1BB, 1K, 1HR)...was his first Major League appearance since 9/19/10 vs. Texas (w/ Seattle).
- ▶ Was returned from rehab on 9/24 and reinstated from the 60-day disabled list on 9/25, after recovering from "Tommy John" surgery.
- ▶ Made 10 combined regular and postseason rehab appearances (one start)...began a rehab assignment with the GCL Yankees on 6/19, making three scoreless starts (5.0IP, 3H, 1R, 0ER, 1BB, 7K) from 6/19-26 before suffering a setback... resumed his rehab on 8/31 with Single-A Tampa, tossing 1.0 scoreless inning in the start (1BB)...was transferred to Single-A Staten Island on 9/3 and made one start, allowing 2ER in 0.2IP (4H, 4R, 1BB, 1HR, 1K) to record the loss...was transferred to Double-A Trenton on 9/5 and made five postseason appearances (one start), allowing 6H and 2ER in 5.0IP (4BB, 2K).
- ▶ Spent the 2011 season on the disabled list after undergoing labral left hip surgery on 1/31/11 by Dr. Marc Philippon... had his rehab halted after experiencing right arm soreness...was transferred to the 60-day disabled list on 6/13 and underwent "Tommy John" surgery on 7/22 performed by Dr. Lewis Yocum.
- ▶ Was signed by the Yankees to a one-year contract with a one-year club option on 2/22/12.

Aardsma's 2012 Pitching Record

Year	Club	W	L	ERA	G	GS	CG	SHO	SV	IP	H	R	ER	HR	HP	BB	SO	WP	BK
2012	GCL Yankees	0	0	0.00	3	3	0	0	0	5.0	3	1	0	0	0	1	7	1	0
	Tampa	0	0	0.00	1	1	0	0	0	1.0	0	0	0	0	0	1	0	1	0
	Staten Island	0	1	27.00	1	1	0	0	0	0.2	4	4	2	1	0	1	1	0	0
	YANKEES	0	0	9.00	1	0	0	0	0	1.0	1	1	1	1	0	1	1	0	0

C FRANCISCO CERVELLI

#43

- ▶ Was 0-for-1 with 1R and 1BB in three games as a September callup with the Yankees.
- ▶ Made his season debut in 9/4 loss at Tampa Bay, entering the game as an eighth-inning defensive replacement at C (did not bat).
- ▶ Scored the game-winning "walk-off" run after drawing a two-out walk in the 12th inning on 10/2 vs. Boston...did not play in the Yankees' previous 25 games
- ▶ Spent the majority of the season with Triple-A Scranton/Wilkes-Barre, batting .246 (87-for-354) with 2HR and 39RBI in 99 games.
- ▶ In 18 spring training games, batted .209 (9-for-43) with 3R, 3 doubles, 1HR and 7RBI.

Cervelli's 2012 Batting Record

YEAR	CLUB	AVG	G	AB	R	H	2B	3B	HR	RBI	SH	SF	HP	BB	SO	SB	CS	E	OBP	SLG
2012	Scranton/WB	.246	99	354	43	87	15	2	2	39	3	6	15	39	82	6	0	5	.341	.316
	YANKEES	.000	3	1	1	0	0	0	0	0	0	0	0	1	0	0	0	0	.500	.000

OF CHRIS DICKERSON

#60

- ▶ Batted .286 (4-for-14) with 5R, 2HR, 5RBI and 3SB in 25 games (two starts in CF, one in LF and one in RF) as a September call-up with the Yankees in 2012...stole two bases as a pinch-runner.
- ▶ Has stolen 16 consecutive bases without being caught, dating back to 2009.
- ▶ Was signed to a Major League contract and selected to the Yankees' active roster from Triple-A Scranton/Wilkes-Barre on 9/1.
- ▶ Hit two-run HR in the second—in his first plate appearance of the season—and was 1-for-1 with 2R and 1BB in 9/2 loss vs. Baltimore before being removed for PH (Jones) in the seventh.
- ▶ Spent the majority of the season with Scranton/WB, batting .316 (84-for-266) with 57R, 24 doubles, 7HR and 25RBI in 69 games...missed nearly two months of the season (4/12-6/6) on the disabled list with a strained right oblique.
- ▶ Hit .345 (30-for-87) with 18R, 8 doubles, 3HR, 11RBI and 21BB in 23 games during the month of August...had nine multi-hit games, including four straight from 8/21-24 in which he went 10-for-17.
- ▶ Was on the Yankees' 40-man roster entering spring training, but was outrighted to Scranton/WB on 2/26...overall, hit .195 (8-for-41) in 23 spring games with the Yankees.

Dickerson's 2012 Batting Record

YEAR	CLUB	AVG	G	AB	R	H	2B	3B	HR	RBI	SH	SF	HP	BB	SO	SB	CS	E	OBP	SLG
2012	Scranton/WB	.316	69	266	57	84	24	4	7	25	0	5	1	49	73	17	3	4	.417	.515
	YANKEES	.286	25	14	5	4	0	0	2	5	0	0	0	3	5	3	0	0	.412	.714

OF BRETT GARDNER

#11

- ▶ Was limited to 16 games (8GS in LF) with the Yankees, batting .323 (10-for-31) with 7R, 2 doubles and 3RBI...made his fourth career Opening Day roster.
- ▶ Has stolen 137 bases in 167 career attempts (82.0%).
- ▶ Was placed on the 15-day disabled list on 4/19 (retroactive to 4/18) with a right elbow strain...was transferred to the 60-day D.L. on 6/26 and reinstated on 9/25...missed 142 team games...was scratched from the lineup prior to 4/18 loss vs. Minnesota with the injury that occurred during the game the night before, making a diving catch to end the third inning.
- ▶ Began a rehab assignment with Triple-A Scranton/Wilkes-Barre on 5/8...played in two rehab games, combining to go 3-for-5 with 1R, 1 triple and 2BB in 2GS in LF...was returned from rehab on 5/10 after experiencing soreness and swelling.
- ▶ Played in an additional rehab game on 6/8 with Single-A Charleston, playing five innings in LF and going 1-for-3 with 1R and 1SB...was again returned from rehab after experiencing stiffness in his right elbow.
- ▶ Met with Dr. Timothy Kremchek on 6/14 who agreed with the Yankees' previous diagnosis of an elbow muscle strain, bone bruise and joint inflammation which had not fully healed...underwent arthroscopic surgery on the elbow on 7/24, performed by Dr. Christopher Ahmad at NewYork-Presbyterian Hospital.
- ▶ Made his first appearance since 4/17 in 9/26 win at Minnesota, entering the game as a ninth-inning defensive replacement in LF.
- ▶ Was 0-for-1 in 10/1 win vs. Boston, pinch-hitting for Suzuki in the eighth...was his first plate appearance since 4/17 vs. Minnesota.
- ▶ Singled and scored a run as a seventh-inning pinch-hitter in 10/3 win vs. Boston, collecting his first hit since 4/17 vs. Minnesota.
- ▶ In 21 spring training games, hit .214 (12-for-56) with 9R, 2 doubles, 1 triple, 1RBI and an AL-high-tying 8SB.

McGehee's 2012 Batting Record

YEAR	CLUB	AVG	G	AB	R	H	2B	3B	HR	RBI	SH	SF	HP	BB	SO	SB	CS	E	OBP	SLG
2012	YANKEES	.323	16	31	7	10	2	0	0	3	1	0	0	5	7	2	2	0	.417	.387
	Scranton/WB	.600	2	5	1	3	0	1	0	0	0	0	0	2	1	0	0	0	.714	1.000
	Charleston	.333	1	3	1	1	0	0	0	0	0	0	0	0	1	1	0	0	.333	.333

RHP RYOTA IGARASHI

#43/#53

- ▶ Did not record a decision in two relief appearances, posting a 12.00 ERA (3.0IP, 4ER) over three stints with the Yankees in 2012 (6/7-10, 6/28-29 and 8/12).
- ▶ Became the fifth Japan-born player in Yankees history, joining Hideki Irabu (1997-99), Hideki Matsui (2003-09), Kei Igawa (2007-08) and Hiroki Kuroda (2012)...Ichiro Suzuki joined the list in July.
- ▶ Made his Yankees debut in 6/8 win vs. the Mets (his former team), allowing 1ER in 1.0IP (1H, 2BB, 2K)...became the 113th player to appear in at least one game for both teams, and the first Japan-born player to do so...was his only appearance during his first stint with the club.
- ▶ Made his only other appearance with the Yankees in 8/12 loss at Toronto, allowing 3ER in 2.0IP (3H, 1BB, 1K).
- ▶ Was outrighted to the Triple-A Scranton/Wilkes-Barre roster on 8/16.
- ▶ In 30 relief outings with Triple-A Scranton/Wilkes-Barre, was 4-3 with 10 saves and a 2.45 ERA (36.2IP, 10ER)...went 1-0 in one postseason relief appearance, tossing 1.2 scoreless innings (1H, 3K).
- ▶ Began the season with Triple-A Las Vegas, going 1-1 with four saves and a 1.29 ERA (21.0IP, 3ER)...had his contract purchased by the Blue Jays on 5/25 and made two relief appearances at the Major League level, allowing 4ER in 1.0IP.
- ▶ Was claimed off waivers by the Yankees from Toronto on 5/29 after being designated for assignment on 5/27.
- ▶ Attended spring training with Pittsburgh before being acquired by Toronto on 3/30.

Igarashi's 2012 Pitching Record

Year	Club	W	L	ERA	G	GS	CG	SHO	SV	IP	H	R	ER	HR	HP	BB	SO	WP	BK
2012	Las Vegas	1	1	1.29	19	0	0	0	4	21.0	10	3	3	0	0	3	28	2	0
	TORONTO	0	0	36.00	2	0	0	0	0	1.0	5	4	4	0	0	2	2	0	0
	Scranton/WB	4	3	2.45	30	0	0	0	10	36.2	30	11	10	1	1	18	55	8	0
	YANKEES	0	0	12.00	2	0	0	0	0	3.0	4	4	4	0	0	3	3	0	0

OF DARNELL McDONALD

#26

- ▶ Did not record a hit in 4AB over four games in his only stint with the Yankees in 2012 (7/4-17).
- ▶ Was claimed off waivers by the Yankees from the Red Sox on 7/4...made his Yankees debut as a ninth-inning defensive replacement in LF in 7/6 win at Boston (did not bat).
- ▶ Was designated for assignment on 7/17 when LHP CC Sabathia was reinstated from the disabled list...was outrighted to Triple-A Scranton/Wilkes-Barre on 7/20...in 31 games with Scranton/WB, batted .194 (21-for-108) with 18R, 3HR and 7RBI...in four postseason games, hit .083 (1-for-12) with 1 double.
- ▶ Joined his brother, Donzell (who appeared in five games with the Yankees in 2001) as the eighth set of brothers to play for the Yankees...also Homer (1912) and Tommy (1912) Thompson, Bobby (1957-60) and Billy (1960) Shantz, Felipe (1971-73) and Matty (1973) Alou, Phil (1984-85) and Joe (1985-87) Niekro, Al (1987-89, 2005) and Mark (1990) Leiter, Pascual (1990-91) and Melido (1992-95) Perez, and Marcus (1989) and Matt (2005) Lawton.
- ▶ Began the season with Boston, batting .214 (18-for-84) with 17R, 7 doubles, 2HR and 9RBI in 38 games, appearing in LF, RF and CF...was designated for assignment by the Red Sox on 6/30.
- ▶ Missed over three weeks on the 15-day disabled list (from 5/12-6/5) with a strained right oblique...in six rehab games with Triple-A Pawtucket, hit .190 (4-for-21) with 2R, 3 doubles and 2RBI.

McDonald's 2012 Batting Record

YEAR	CLUB	AVG	G	AB	R	H	2B	3B	HR	RBI	SH	SF	HP	BB	SO	SB	CS	E	OBP	SLG
2012	BOSTON	.214	38	84	17	18	7	0	2	9	2	1	0	12	17	1	1	1	.309	.369
	Pawtucket	.190	6	21	2	4	3	0	0	2	0	1	1	0	6	0	0	0	.217	.333
	YANKEES	.000	4	4	0	0	0	0	0	0	0	0	0	2	0	0	1	0	.000	.000
	Scranton/WB	.194	31	108	18	21	1	0	3	7	0	0	1	15	29	1	2	1	.298	.287

INF CASEY McGEHEE

#45

- ▶ Hit .151 (8-for-53) with 9R, 3 doubles, 1HR and 6RBI in 22 games (nine starts at 3B, five starts at 1B and two at DH) over two stints with the Yankees in 2012 (7/31-8/28 and 9/4-10/3).
- ▶ Made his Yankees debut in 8/1 win vs. Baltimore, starting at 1B and going 0-for-2 with 2R, 1RBI, 2BB and 1SF.
- ▶ Hit his first HR as a Yankee—a three-run HR—and was 2-for-4 with 2R and 1 double in 8/11 win at Toronto.
- ▶ Started at DH in 8/19 win vs. Boston...was his eighth career start at DH and first since 7/1/11 at Minnesota (w/ Milwaukee).
- ▶ Was optioned to Single-A Charleston on 8/28...in seven games with the RiverDogs, batted .360 (9-for-25) with 4R, 3 doubles and 8RBI...was recalled on 9/4.
- ▶ Went hitless over his final 17AB of the season (beginning on 8/20).
- ▶ Entered 10/3 win vs. Boston at 2B in the ninth...was his first appearance at 2B since 7/22/09 at Pittsburgh (w/ Milwaukee).
- ▶ Was acquired by the Yankees along with cash considerations from the Pittsburgh Pirates in exchange for RHP Chad Qualls on 7/31/12.
- ▶ Opened the season with Pittsburgh, batting .230 (61-for-265) with 27R, 13 doubles, 8HR and 35RBI in 92 games (77G/56GS at 1B and 9G/8GS at 3B).
- ▶ The Pirates went 18-7 when he drove in a run...hit safely in nine straight games from 6/12-21 (.371, 13-for-35)...homered in back-to-back games on 6/27-28 at Philadelphia.

McGehee's 2012 Batting Record

YEAR	CLUB	AVG	G	AB	R	H	2B	3B	HR	RBI	SH	SF	HP	BB	SO	SB	CS	E	OBP	SLG
2012	PITTSBURGH	.230	92	265	27	61	13	1	8	35	0	2	2	24	60	1	1	2	.297	.377
	YANKEES	.151	22	53	9	8	3	0	1	6	0	1	0	5	10	0	0	1	.220	.264
	Charleston	.360	7	25	4	9	3	0	0	8	0	0	0	2	4	0	0	0	.407	.480

OF MELKY MESA

#67

- ▶ Hit .500 (1-for-2) with 1RBI in three games in his first Major League action as a September callup with the Yankees in 2012.
- ▶ Was recalled from Triple-A Scranton/Wilkes-Barre prior to 9/11 loss at Boston...made his Major League debut in 9/22 win vs. Oakland, appearing as a pinch runner in the 14th inning.
- ▶ Recorded his first Major League hit and RBI—in his first career at-bat—with a pinch-hit single in the eighth inning of 10/1 win vs. Boston.
- ▶ Combined to bat .264 (121-for-458) with 79R, 26 doubles, 23HR and 67RBI in 121 games with Double-A Trenton and Triple-A Scranton/Wilkes-Barre this season...ranked second among all Yankees farmhands in home runs behind only Luke Murton (25)...set career highs in batting average, doubles and HR.
- ▶ Began the year with Trenton, batting .277 (92-for-332) with 60R, 18 doubles, 14HR and 46RBI in 88 games...was promoted to Scranton/WB on 8/2, hitting .230 (29-for-126) with 19R, 8 doubles, 9HR and 21RBI in 33 games.

Mesa's 2012 Batting Record

YEAR	CLUB	AVG	G	AB	R	H	2B	3B	HR	RBI	SH	SF	HP	BB	SO	SB	CS	E	OBP	SLG
2012	Trenton	.277	88	332	60	92	18	1	14	46	0	2	6	29	75	17	3	1	.344	.464
	Scranton/WB	.230	33	126	19	29	8	1	9	21	0	0	0	7	43	5	1	0	.271	.524
	YANKEES	.500	3	2	0	1	0	0	0	1	0	0	0	0	0	0	0	0	.500	.500

RHP D.J. MITCHELL

#43

- ▶ Did not record a decision in four relief appearances with the Yankees, posting a 3.86 ERA (4.2IP, 2ER) over two stints with the club (4/29-5/4 and 6/30-7/18)...the Yankees were 0-4 in games he appeared in.
- ▶ Made his Major League debut in 5/1 loss vs. Baltimore, tossing a scoreless ninth inning (1.0IP, 2H, 1K)...struck out his first batter faced (J.J. Hardy).
- ▶ Made his final appearance with the Yankees in 7/15 loss vs. Los Angeles-AL, allowing a solo HR to Mark Trumbo in 1.0IP (2H, 1ER, 2BB, 1WP).
- ▶ Was traded to Seattle with RHP Danny Farquhar in exchange for OF Ichiro Suzuki and cash considerations on 7/23.
- ▶ Began the season with Triple-A Scranton/Wilkes-Barre, going 6-4 with a 5.04 ERA (85.2IP, 48ER) in 15 appearances (14GS).

Mitchell's 2012 Pitching Record

Year	Club	W	L	ERA	G	GS	CG	SHO	SV	IP	H	R	ER	HR	HP	BB	SO	WP	BK
2012	Scranton/WB	6	4	5.04	15	14	0	0	0	85.2	85	49	48	8	6	29	72	3	1
	YANKEES	0	0	3.86	4	0	0	0	0	4.2	7	2	2	1	0	3	2	1	0

INF EDUARDO NUNEZ

#26

- ▶ Hit .272 (26-for-89) with 14R, 4 doubles, 1HR and 11RBI in 38 games (13 starts at SS, five at 3B, three in LF, three at DH and one at 2B) over two stints with the Yankees in 2012 (4/6-5/11 and 9/1-10/3).
- ▶ Appeared at 2B, 3B, SS, LF, RF and DH in 2012 (starting at all but RF)...was one of only eight Major Leaguers to appear in at least one game at each of those six positions this season.
- ▶ Made his second career Opening Day roster.
- ▶ Had his career-high eight-game hitting streak dating back to 2011 snapped in 4/18 loss vs. Minnesota...hit safely in each of his eight games with an at-bat from 9/26/11-4/17/12, batting .435 (10-for-23) over the stretch.
- ▶ Made his first career start and second appearance in LF (also 1.0 inning on 4/25/11 vs. Chicago-AL) in 4/30 win vs. Baltimore...was his third outfield start (also 2GS in RF) and sixth career outfield appearance.
- ▶ Went hitless in 19 consecutive AB from 4/23-5/4...snapped the stretch with a seventh-inning triple on 5/4 at Kansas City.
- ▶ Recorded his sixth career multi-SB game in 5/10 win vs. Tampa Bay...also made two errors in the game (one in the first and one in the second), marking his fourth career multi-error game, first at 3B.
- ▶ Was optioned to Triple-A Scranton/Wilkes-Barre on 5/11...was recalled as a September callup on 9/1.
- ▶ Hit solo HR—his first home run of the year and the second of back-to-back HRs with Granderson—in 9/15 win vs. Tampa Bay...was his first HR in nearly one year (last on 9/21/11 Game 1 vs. Tampa Bay, also off James Shields).
- ▶ Stole a career-high three bases in 9/16 win vs. Tampa Bay, the most by a Yankee since Brett Gardner swiped three bases on 10/2/10 in game two of a doubleheader at Boston...went 0-for-3 in the game with 1BB and scored twice, becoming the first Yankee to collect at least 3SB and 2R in a game without a hit since Willie Randolph (0-for-2, 2R, 3SB, 4BB) on 6/11/80 in an 11-inning win at the Angels...was the first Yankee to do so in a nine-inning game since Bob Meusel (0-for-2, 2R, 3SB, 3BB) on 5/28/25 in game two of a doubleheader vs. Boston.
- ▶ In 38 games with Scranton/WB, batted .227 (37-for-163) with 18R, 2HR and 16RBI...missed over two months on the disabled list (5/20-7/23) with right thumb inflammation...played in six rehab games with the GCL Yankees and Single-A Tampa, going 4-for-17 with 1HR.
- ▶ Hit .372 (16-for-43) with 6R, 5 doubles, 4RBI and 4SB in 18 spring training games...missed nearly two weeks (3/6-16) with a bruised right hand after being hit by a pitch on 3/5 at Philadelphia.

Nunez's 2012 Batting Record

YEAR	CLUB	AVG	G	AB	R	H	2B	3B	HR	RBI	SH	SF	HP	BB	SO	SB	CS	E	OBP	SLG
2012	YANKEES	.272	180	448	64	122	23	3	7	48	0	4	1	6	12	11	2	7	.330	.393
	Scranton/WB	.227	38	163	18	37	4	0	2	16	0	2	0	7	28	16	3	5	.256	.288
	GCL Yankees	.200	4	10	1	2	0	0	1	1	0	0	0	0	0	0	0	0	.200	.500
	Tampa	.286	2	7	2	2	0	0	0	0	0	0	0	1	1	0	0	0	.286	.286

INF STEVE PEARCE

#43

- ▶ Hit .160 (4-for-25) with 6R, 1HR and 4RBI in 12 games (seven starts at 1B, two at DH) with the Yankees in 2012.
- ▶ Was acquired by the Yankees from the Houston Astros on 8/27 in exchange for cash considerations.
- ▶ Made his Yankees debut in 8/28 win vs. Toronto, going 0-for-2 with 1R and 1BB as the No. 4 batter in the lineup... became the first player to hit cleanup in his first game as a Yankee since Glenallen Hill on 7/24/00 at Baltimore (after being acquired from the Cubs on 7/21/00) – credit: *Elias*.
- ▶ Recorded his first hit as a Yankee in 9/1 win vs. Baltimore with a seventh-inning single...hit two-run HR—his first as a Yankee—in 9/7 win at Baltimore.
- ▶ Was designated for assignment by the Yankees on 9/25.
- ▶ Began the season in the Twins organization, attending spring training with Minnesota as a non-roster invitee.
- ▶ Was released on 3/27 and signed a minor league contract with the Yankees on 3/29...in 53 games with Triple-A Scranton/Wilkes-Barre, hit .318 (61-for-192) with 11HR and 30RBI...led the International League in average and hits at the time he was traded to the Orioles on 6/2.

- ▶ Played in 28 games with Baltimore, batting .254 (18-for-71) with 3HR and 14RBI before being designated for assignment on 7/21 and claimed off waivers by Houston on 7/28.
- ▶ With the Astros, hit .254 (16-for-63) with 8RBI in 21 games before being re-acquired by the Yankees.

Pearce's 2012 Batting Record

YEAR	CLUB	AVG	G	AB	R	H	2B	3B	HR	RBI	SH	SF	HP	BB	SO	SB	CS	E	OBP	SLG
2012	Scranton/WB	.318	53	192	37	61	15	0	11	30	0	1	5	29	33	3	1	4	.419	.568
	BALTIMORE	.254	28	71	8	18	4	0	3	14	2	2	0	8	17	0	1	0	.321	.437
	HOUSTON	.254	21	63	2	16	4	1	0	8	0	2	3	7	16	1	1	1	.347	.349
	YANKEES	.160	12	25	6	4	0	0	1	4	0	0	0	5	8	0	0	0	.300	.280

INF RAMIRO PENA

#26

- ▶ Played in three games (one start at SS) for the Yankees, batting .250 (1-for-4) in his only stint with the club in 2012 (7/25-8/1)...was recalled on 7/25 when Alex Rodriguez was placed on the disabled list.
- ▶ Was designated for assignment on 8/1, remained on the 40-man roster and was optioned to Triple-A Scranton/Wilkes-Barre on 8/3...was designated for assignment again on 9/1 and outrighted to Scranton/WB on 9/3.
- ▶ Spent the majority of the season with Scranton/WB, hitting .258 (93-for-360) with 40R, 13 doubles, 3 triples, 2HR and 29RBI in 101 games, appearing in games at SS, 2B, 3B and DH.
- ▶ Batted .500 (14-for-28) with 5R over a seven-game stretch from 7/6-16, including five multi-hit contests...recorded a season-high 4H on 7/16 vs. Charlotte...hit .357 (5-for-14) in four IL postseason contests.

Pena's 2012 Batting Record

YEAR	CLUB	AVG	G	AB	R	H	2B	3B	HR	RBI	SH	SF	HP	BB	SO	SB	CS	E	OBP	SLG
2012	Scranton/WB	.258	101	360	40	93	13	3	2	29	4	3	3	34	74	1	3	10	.325	.328
	YANKEES	.250	3	4	0	1	0	0	0	0	0	0	0	0	0	0	0	0	.250	.250

RHP CHAD QUALLS

#40

- ▶ Was 1-0 with a 6.14 ERA (7.1IP, 5ER) in eight relief appearances with the Yankees...was acquired by the Yankees on 7/1 from the Philadelphia Phillies in exchange for a player to be named later or cash considerations.
- ▶ Made his Yankees debut in 7/2 loss at Tampa Bay, retiring both batters faced (0.2IP, 1K)...threw 36 pitches in 7/3 loss at Tampa Bay (1.2IP, 3H, 1ER), marking his most in a game since 9/14/07 vs. Pittsburgh (w/ Houston).
- ▶ Earned his first—and only—win as a Yankee on 7/13 vs. Los Angeles-AL, retiring both batters faced in the eighth (0.2IP).
- ▶ Made his final appearance with the Yankees in 7/30 loss vs. Baltimore, retiring both batters faced.
- ▶ Was traded to the Pittsburgh Pirates on 7/31 in exchange for INF Casey McGehee and cash considerations.
- ▶ Began the season with the Phillies, going 1-1 with a 4.60 ERA (31.1IP, 16ER) in 35 relief appearance...was designated for assignment by Philadelphia on 6/28.

Qualls' 2012 Pitching Record

Year	Club	W	L	ERA	G	GS	CG	SHO	SV	IP	H	R	ER	HR	HP	BB	SO	WP	BK
2012	PHILADELPHIA	1	1	4.60	35	0	0	0	0	31.1	39	18	16	7	0	9	19	2	0
	YANKEES	1	0	6.14	8	0	0	0	0	7.1	10	5	5	0	0	3	2	1	0

LHP JUSTIN THOMAS

#63

- ▶ Posted a 9.00 ERA (3.0IP, 3ER) in four relief appearances as a September callup with the Yankees in 2012...retired his first batter faced in each of his four outings.
- ▶ Was recalled by the Yankees on 9/1 from Triple-A Scranton/Wilkes-Barre...made his Yankees debut in 9/2 loss vs. Baltimore, striking out his only batter faced in the eighth.
- ▶ Each of his first two appearances were scoreless (0.1IP on 9/2 vs. Baltimore and 1.0IP on 9/6 at Baltimore)...allowed 3ER in 1.2IP over his final two outings (9/22 vs. Oakland and 9/24 at Minnesota).
- ▶ Was designated for assignment on 9/25...cleared waivers and was outrighted to Triple-A Scranton/WB on 9/30.
- ▶ Began the season with Boston, posting a 7.71 ERA (4.2IP, 4ER) in seven relief appearances without recording a decision.
- ▶ Was optioned to Triple-A Pawtucket on 4/26, allowing 2ER in 5.1IP (3.38 ERA) over four relief outings before being designated for assignment on 5/10.
- ▶ Was claimed off waivers by the Yankees on 5/12 and optioned to Scranton/WB, where he went 2-1 with one save and a 3.45 ERA (57.1IP, 22ER) in 30 appearances (six starts)...joined the rotation over his last month with Scranton/WB, going 1-0 with a 1.09 ERA (24.2IP, 3ER) in five outings.
- ▶ Made his first Opening Day roster this year as a non-roster invitee to spring training where he led the Red Sox staff with 11 appearances (0-1, 1 save, 6.75 ERA, 10.2IP, 8 ER, 9K).

Thomas' 2012 Pitching Record

Year	Club	W	L	ERA	G	GS	CG	SHO	SV	IP	H	R	ER	HR	HP	BB	SO	WP	BK
2012	BOSTON	0	0	7.71	7	0	0	0	0	4.2	10	4	4	0	1	2	4	1	0
	Pawtucket	0	0	3.38	4	0	0	0	0	5.1	5	2	2	0	0	0	5	0	0
	Scranton/WB	2	1	3.45	30	6	0	0	1	57.1	49	23	22	3	1	20	49	1	0
	YANKEES	0	0	9.00	4	0	0	0	0	3.0	2	3	3	1	0	1	3	0	0

RHP CORY WADE

#53

- ▶ Was 1-1 with a 6.46 ERA (39.0IP, 28ER) in 39 relief appearances over three stints (4/6-7/2, 7/7 and 9/1-10/3) with the Yankees in 2012...retired 27-of-39 first batters faced...allowed just four of his 22 inherited runners to score.
- ▶ Made his second career Opening Day roster (also 2009 w/ Los Angeles-NL).
- ▶ Allowed ninth-inning "walk-off" HR to Mark Trumbo on 5/28 at Los Angeles-AL to record his only loss of the season.
- ▶ Appeared on three straight days (6/9-11) and on four of five days overall from 6/7-11.
- ▶ Set career highs in hits and runs allowed in 6/29 loss vs. Chicago-AL, allowing 7H and 6ER in 2.1IP (1BB, 3K, 1HR).
- ▶ Was optioned to Triple-A Scranton/Wilkes-Barre on 7/2 after posting a 5.79 ERA (32.2IP, 21ER) in his first 33 relief appearances of the season.
- ▶ Was recalled from Scranton/WB prior to 7/7 doubleheader at Boston...was eligible to be recalled due to the recently-adopted rule allowing a club to carry 26 players on the active roster on the day of a doubleheader...allowed 4H and 3ER in 0.2IP in Game 2 loss before being optioned back to Scranton/WB following the game since the recall occurred within 10 days of being optioned to the minors.
- ▶ Was again recalled as a September callup on 9/1, going 1-0 with a 6.35 ERA (5.2IP, 4ER) in five relief outings.
- ▶ Earned his lone win on 9/22 vs. Oakland, tossing 1.0 scoreless inning of relief in the top of the 14th as the Yankees "walk-off" with the win in the bottom of the inning.
- ▶ Made 17 relief appearances with Scranton/WB, going 2-0 with five saves and a 2.27 ERA (31.2IP, 8ER).
- ▶ Was 1-0 with a 7.11 ERA (12.2IP, 10ER) in 11 spring training relief outings.

Wade's 2012 Pitching Record

Year	Club	W	L	ERA	G	GS	CG	SHO	SV	IP	H	R	ER	HR	HP	BB	SO	WP	BK
2012	YANKEES	1	1	6.46	39	0	0	0	0	39.0	46	29	28	8	1	8	38	0	0
	Scranton/WB	2	0	2.27	17	0	0	0	5	31.2	22	12	8	3	1	9	20	2	0

RHP ADAM WARREN

#43/#61

- ▶ Made just one appearance over two stints with the Yankees (6/28-30 and 9/1-10/3) in his first Major League action.
- ▶ Was signed to a Major League contract and selected to the Yankees' 25-man roster from Triple-A Scranton/Wilkes-Barre on 6/29 and made the start that night vs. Chicago-AL...did not record a decision, allowing 6ER in 2.1IP (8H, 2BB, 1K, 2HR)...was the shortest outing by a Yankees starter in his Major League debut since LHP Sean Henn on 5/4/05 at Tampa Bay (also 2.1IP)...was the first Yankee to make his debut as a starter since Ian Kennedy on 9/1/07 vs. Tampa Bay (W, 7.0IP, 3R, 1ER, 2BB, 6K, 1HR).
- ▶ Became the first Yankee from the organization's 2009 draft class to appear in the Majors...was optioned back to Scranton/WB the next day.
- ▶ Was recalled for a second stint from Scranton/WB on 9/1, but did not appear in a game
- ▶ Spent the majority of the season with Scranton/WB, going 7-8 with a 3.71 ERA (152.2IP, 63ER) in 26 starts...led the team in strikeouts (107) and ranked second in innings pitched and games started.
- ▶ Held his opponent scoreless in six of his outings...was credited with his second career shutout in 6/3 win at Norfolk, tossing 7.0 shutout innings in game one of a doubleheader (5H, 0BB, 6K).
- ▶ Following the season, earned the Rawlings Minor League Gold Glove Award.

Warren's 2012 Pitching Record

Year	Club	W	L	ERA	G	GS	CG	SHO	SV	IP	H	R	ER	HR	HP	BB	SO	WP	BK
2012	Scranton/WB	7	8	3.71	26	26	2	1	0	152.2	167	64	63	11	4	46	107	9	0
	YANKEES	0	0	23.14	1	1	0	0	0	2.1	8	6	6	2	0	2	1	0	0

- ▶ Batted .262 (16-for-61) with 11R, 3 doubles, 1 triple, 3HR and 8RBI in 55 games (9GS in LF, 4GS in RF and 2GS in CF) with the Yankees...was signed to a Major League contract and selected to the Yankees' 25-man roster from Triple-A Scranton/Wilkes-Barre on 5/4.
- ▶ Went 4-for-30 (.133) with 5R and 1 double in his first 36 games with the Yankees from 5/4-6/24...in his final 19 games (6/25-7/22), batted .387 (12-for-31) with 6R, 2 doubles, 1 triple, 3HR and 8RBI.
- ▶ Made his Yankees debut in 5/4 win at Kansas City, going 1-for-1 with 1 double (pinch-hit for Nix in the eighth and remained in the game in LF).
- ▶ Made his first start with the Yankees (in RF) in 5/5 loss at Kansas City, going 0-for-3 before being removed for PH (Jones) in the ninth.
- ▶ Snapped an 0-for-16 stretch with his fifth-inning single in 5/22 win vs. Kansas City.
- ▶ Did not have an at-bat from 5/23-6/7, appearing in 10 games as a pinch-runner or defensive replacement over the span.
- ▶ Hit a two-run HR—his first HR since 9/25/11 w/ Toronto at Tampa Bay—and was 2-for-3 with 1 triple and 3RBI in 6/25 win vs. Cleveland...had just one extra-base hit (double on 5/4 at Kansas City) and had not driven in a run entering the game...was his first start of the year in CF.
- ▶ Made his Major League pitching debut in 6/29 loss vs. Chicago-AL, retiring the final two batters of the game (0.2IP, six pitches)...became the first Yankees position player to pitch since Nick Swisher tossed 1.0 scoreless inning (1H, 1BB, 1K) on 4/13/09 at Tampa Bay (a 15-5 Yankees loss)...was the first Yankees position player to pitch at home since Gene Michael on 8/26/68 in Game 2 of a doubleheader vs. the California Angels (3.0IP, 5H, 5R, 0ER, 3K).
- ▶ Hit solo HR and was 3-for-3 with 1 double and 2RBI in 6/30 win vs. Chicago-AL, marking his most hits in a game since 8/31/10 at Tampa Bay w/ Toronto.
- ▶ Was designated for assignment on 7/23 when the Yankees acquired OF Ichiro Suzuki from the Seattle Mariners.
- ▶ Began the season with Triple-A Scranton/Wilkes-Barre, batting .333 (25-for-75) with 16R, 7 doubles, 4HR and 10RBI in 33 games...appeared in games in LF, RF, CF and DH.
- ▶ Attended spring training as a non-roster invitee, hitting .359 (14-for-39) with 2HR and 10RBI in 20 games.

Wise's 2012 Batting Record

YEAR	CLUB	AVG	G	AB	R	H	2B	3B	HR	RBI	SH	SF	HP	BB	SO	SB	CS	E	OBP	SLG
2012	Scranton/WB	.329	21	76	17	25	7	0	4	10	0	0	0	9	16	2	0	1	.400	.579
	YANKEES	.262	55	61	11	16	3	1	3	8	0	0	0	2	12	7	0	1	.286	.492

2012 Transactions

- Jan. 16** Signed **RHP Phil Hughes** to a one-year contract, avoiding arbitration.
- Jan. 17** Signed **RHPs Joba Chamberlain** and **David Robertson** to one-year contracts, avoiding arbitration.
- Jan. 20** Signed **OF Brett Gardner** to a one-year contract, avoiding arbitration.
- Jan. 23** Acquired **RHP Michael Pineda** and **RHP Jose Campos** from Seattle in exchange for **C/DH Jesus Montero** and **RHP Hector Noesi**.
- Jan. 24** Signed **C Russell Martin** to a one-year contract, avoiding arbitration.
- Jan. 25** Re-signed **OF Andrew Jones** to a one-year contract through 2012.
- Jan. 26** Signed **RHP Hiroki Kuroda** to a one-year contract; signed **LHP Boone Logan** to a one-year contract, avoiding arbitration; designated **RHP Kevin Whelan** for assignment.
- Feb. 1** Outrighted **RHP Kevin Whelan** to Triple-A Scranton/Wilkes-Barre.
- Feb. 8** Signed **RHPs Manny Delcarmen** and **Adam Miller**, **LHP Mike O'Connor** and **Juan Cedeno**, **Cs Jose Gil**, **Gustavo Molina**, **INFs Russell Bryanan**, **Bill Hall** and **Jayson Nix** and **OFs Cole Garner** and **Dewayne Wise** to minor league contracts with invitations to Major League spring training; invited **RHPs Dan Burawa**, **Matt Daley**, **Brett Marshall**, **Ryan Pope**, **Graham Stoneburner**, **Adam Warren**, **Kevin Whelan** and **Chase Whitley**, **LHP Manny Banuelos**, **C Kyle Higashioka**, **J.R. Murphy** and **Gary Sanchez**, **INFs Doug Bernier** and **Jorge Vazquez** and **OF Colin Curtis** to spring training.
- Feb. 18** Signed **LHP Clay Rapada** to a minor league contract with an invitation to Major League spring training.
- Feb. 19** Acquired minor leaguers **RHP Diego Moreno** and **OF Exercardo Cayones** from the Pittsburgh Pirates in exchange for **RHP A.J. Burnett** and cash considerations.
- Feb. 21** Signed **OF/DH Raul Ibanez** to a one-year contract.
- Feb. 22** Signed **RHP David Aardsma** to a one-year contract with a one-year club option; placed **LHP Pedro Feliciano** on the 60-day disabled list (recovery from left rotator cuff surgery).
- Feb. 27** Signed **INF Eric Chavez** to a one-year contract.
- Mar. 16** Signed **LHP Andy Pettitte** to a one-year minor league contract with an invitation to Major League spring training; reassigned **LHP Manny Banuelos**, **RHP Danny Burawa**, **RHP Matt Daley**, **RHP Brett Marshall**, **RHP Adam Miller**, **RHP Ryan Pope**, **RHP Graham Stoneburner**, **RHP Chase Whitley**, **C Kyle Higashioka**, **C J.R. Murphy** and **C Gary Sanchez** to minor league camp; optioned **INF Corban Joseph** and **OF Melky Mesa** to Triple-A Scranton/Wilkes-Barre and optioned **INF David Adams** and **OF Zoilo Almonte** to Double-A Trenton.
- Mar. 20** Optioned **INF Brandon Laird** and **RHP George Kontos**, **RHP D.J. Mitchell** and **RHP David Phelps** to Triple-A Scranton/Wilkes-Barre.
- Mar. 24** Optioned **RHP Dellin Betances** to Triple-A Scranton/Wilkes-Barre; reassigned **LHPs Juan Cedeno** and **Mike O'Connor** to minor league camp.
- Mar. 25** Optioned **INF Ramiro Pena** to Triple-A Scranton/Wilkes-Barre; reassigned **OF Colin Curtis**, **RHP Manny Delcarmen**, **OF Cole Garner**, **C Jose Gil** and **RHP Kevin Whelan** to minor league camp.
- Mar. 27** Reassigned **INF Jorge Vazquez** to minor league camp.
- Mar. 28** Claimed **C Craig Tatum** off waivers from Arizona.
- Mar. 30** Released **INF Russell Bryanan**; re-signed **INF Russell Bryanan** to a minor league contract; outrighted **C Craig Tatum** to Triple-A Scranton/Wilkes-Barre.
- Apr. 4** Acquired **C Chris Stewart** from San Francisco in exchange for **RHP George Kontos**; recalled **RHP David Phelps** from Triple-A Scranton/Wilkes-Barre; signed **LHP Clay Rapada** to a Major League contract and selected him to the Major League roster; optioned **C Francisco Cervelli** to Triple-A Scranton/Wilkes-Barre; designated **OF Justin Maxwell** for assignment; released **INF Bill Hall**; placed **RHP Joba Chamberlain** (torn right medial collateral ligament and an additional right ankle dislocation); **RHP Brad Meyers** (right labrum strain) and **C Austin Romine** (low back strain) on the 15-day disabled list retroactive to 3/26; placed **LHP Cesar Cabral** (left elbow fracture) and **RHP Michael Pineda** (right rotator cuff tendinitis) on the 15-day disabled list retroactive to 3/31.
- Apr. 5** Acquired **RHP Cody Eppley** off waivers from Texas and optioned him to Triple-A Scranton/WB.
- Apr. 8** **OF Justin Maxwell** was claimed off waivers by Houston.
- Apr. 19** Placed **OF Brett Gardner** on the 15-day disabled list (retroactive to 4/18) with a right elbow strain; recalled **RHP Cody Eppley** from Triple-A Scranton/Wilkes-Barre.
- Apr. 29** Recalled **RHP D.J. Mitchell** from Triple-A Scranton/Wilkes-Barre; optioned **RHP Cody Eppley** to Triple-A Scranton/WB.
- May 3** Signed **INF Jayson Nix** to a Major League contract and selected him to the Yankees 25-man roster; placed **INF Eric Chavez** on the 7-day concussion disabled list; transferred **RHP Joba Chamberlain** to the 60-day D.L.
- May 4** Recalled **RHP Cody Eppley** and **OF Dewayne Wise** from Triple-A Scranton/Wilkes-Barre...placed **RHP Mariano Rivera** on the 60-day disabled list with a torn ACL of the right knee...optioned **RHP D.J. Mitchell** to Triple-A Scranton/WB.
- May 10** Returned **OF Brett Gardner** from rehab.
- May 11** Reinstated **INF Eric Chavez** from the 7-day concussion disabled list; optioned **INF Eduardo Nunez** to Triple-A Scranton/Wilkes-Barre.
- May 12** Claimed **LHP Justin Thomas** off waivers from Boston (will report to Triple-A Scranton/Wilkes-Barre); transferred **C Austin Romine** to the 60-day D.L.
- May 14** Signed **LHP Andy Pettitte** to a Major League contract and selected him to the 25-man roster; optioned **RHP Cody Eppley** to Triple-A Scranton W/B; transferred **RHP Mariano Rivera** to the 60-day D.L.

May 15 Placed **RHP David Robertson** on the 15-day disabled list (strained left oblique, retroactive to 5/14); recalled **RHP Cody Eppley** from Triple-A Scranton/Wilkes-Barre.

May 17 Acquired **INF Matt Antonelli** off waivers from Baltimore; transferred **LHP Cesar Cabral** to the 60-day disabled list.

May 29 Acquired **RHP Ryota Igarashi** off waivers from Toronto; transferred **RHP Brad Meyers** to the 60-day disabled list.

June 7 Placed **RHP Freddy Garcia** on the bereavement list; recalled **RHP Ryota Igarashi** from Triple-A Scranton/Wilkes-Barre.

June 10 Reinstated **RHP Freddy Garcia** from the bereavement list; optioned **RHP Ryota Igarashi** to Triple-A Scranton/Wilkes-Barre; returned **OF Brett Gardner** from rehab.

June 13 Returned **RHP David Robertson** from rehab.

June 14 Reinstated **RHP David Robertson** to the active roster; optioned **RHP David Phelps** to Single-A Tampa.

June 26 Acquired **RHP Danny Farquhar** off waivers from Oakland and optioned him to Double-A Trenton; transferred **OF Brett Gardner** to the 60-day D.L.

June 29 Acquired **RHP Chris Schwinden** off waivers from the Cleveland Indians; designated **RHP Danny Farquhar** for assignment; recalled **RHP David Phelps** from Single-A Tampa; optioned **RHP Ryota Igarashi** to Triple-A Scranton/Wilkes-Barre.

June 30 Recalled **RHP D.J. Mitchell** from Triple-A Scranton/Wilkes-Barre; optioned **RHP Adam Warren** to Scranton/WB.

July 1 Acquired **RHP Chad Qualls** from the Philadelphia Phillies in exchange for a player to be named later or cash considerations; designated **INF Matt Antonelli** for assignment.

July 2 Optioned **RHP Cory Wade** to Triple-A Scranton/Wilkes-Barre.

July 4 Acquired **OF Darnell McDonald** off waivers from the Boston Red Sox; designated **RHP Chris Schwinden** for assignment; optioned **RHP David Phelps** to Double-A Trenton.

July 5 **RHP Chris Schwinden** was claimed off waivers by the New York Mets.

July 7 Recalled **RHP Cory Wade** from Triple-A Scranton/Wilkes-Barre for split doubleheader only, pursuant to MLB "26th Man" Rule...optioned **Wade** back to Scranton/WB following Game 2.

July 8 **RHP Cory Wade** optioned to Triple-A Scranton/WB pursuant to MLB "26th Man" rule.

July 17 Reinstated **LHP CC Sabathia** from the 15-day disabled list; designated **OF Darnell McDonald** for assignment.

July 18 Optioned **RHP D.J. Mitchell** to Triple-A Scranton/Wilkes-Barre; recalled **RHP David Phelps** from Scranton/WB.

July 19 Outrighted **OF Darnell McDonald** to Triple-A Scranton/Wilkes-Barre.

July 23 Acquired **OF Ichiro Suzuki** from the Seattle Mariners along with cash considerations in exchange for **RHP D.J. Mitchell** and **RHP Danny Farquhar**; designated **OF Dewayne Wise** for assignment.

July 25 Placed **3B Alex Rodriguez** on the 15-day disabled list (left fifth metacarpal fracture); recalled **INF Ramiro Pena** from Triple-A Scranton/Wilkes-Barre.

July 31 Acquired **INF Casey McGehee** and cash considerations from PIT for **RHP Chad Qualls**; returned from rehab and reinstated **RHP Joba Chamberlain** from the 60-day D.L.

Aug. 1 Designated **INF Ramiro Pena** for assignment.

Aug. 2 Optioned **INF Ramiro Pena** to Triple-A Scranton/Wilkes-Barre.

Aug. 12 Placed **LHP CC Sabathia** on the 15-day disabled list (retroactive to Aug 9) with left elbow inflammation; recalled **RHP Ryota Igarashi** from Triple-A Scranton/Wilkes-Barre.

Aug. 13 Signed **RHP Derek Lowe**; optioned **RHP Ryota Igarashi** to Triple-A Scranton/Wilkes-Barre.

Aug. 14 Outrighted **RHP Ryota Igarashi** to the Triple-A Scranton/Wilkes-Barre roster.

Aug. 22 Returned from rehab and reinstated **C Austin Romine** from the 60-day D.L., and optioned him to Triple-A Scranton/Wilkes-Barre.

Aug. 23 Placed **RHP Ivan Nova** on the 15-day disabled list with right rotator cuff inflammation.

Aug. 24 Reinstated **LHP CC Sabathia** from the 15-day disabled list.

Aug. 27 Acquired **1B/OF Steve Pearce** from Houston in exchange for cash considerations; designated **INF Brandon Laird** for assignment.

Aug. 28 Optioned **INF Casey McGehee** to Single-A Charleston.

Sept. 1 Recalled **RHP Cory Wade**, **RHP Adam Warren**, **LHP Justin Thomas**, **C Francisco Cervelli** and **INF Eduardo Nunez**; signed **OF Chris Dickerson** to a Major League contract and selected him from Scranton/WB; designated **INF Ramiro Pena** for assignment; **INF Brandon Laird** claimed off waivers by Houston.

Sept. 2 Returned from rehab and reinstated **3B Alex Rodriguez** from the 15-day D.L.

Sept. 3 Outrighted **INF Ramiro Pena** to Triple-A Scranton/Wilkes-Barre.

Sept. 4 Recalled **INF Casey McGehee** from Single-A Charleston.

Sept. 5 Reinstated **RHP Ivan Nova** from the 15-day disabled list.

Sept. 11 Recalled **OF Melky Mesa** from Triple-A Scranton/Wilkes-Barre.

Sept. 19 Reinstated **LHP Andy Pettitte** from the 15-day D.L. from the 60-day D.L.; recalled **RHP Dellin Betances** and placed him on the 60-day disabled list w/rt shoulder inflammation.

Sept. 24 Returned **RHP David Aardsma** from rehab.

Sept. 25 Reinstated **RHP David Aardsma** and **OF Brett Gardner** from the 60-day disabled list; designated **LHP Justin Thomas** and **INF Steve Pearce** for assignment.

Oct. 1 Outrighted **LHP Justin Thomas** to Triple-A Scranton/Wilkes-Barre.

2012 Day-by-Day

Gm	Date	Opponent	W/L	Score	Winning Pitcher	Losing Pitcher	Save	Rec.	Pos.	GA/GB	Att.
1	4/6	at Tampa Bay	L	6-7	Rodney (1-0)	Rivera (0-1)	-	0-1	T3rd	-1.0	*34,078
2	4/7	at Tampa Bay	L	6-8	Price (1-0)	Kuroda (0-1)	Rodney (1)	0-2	T3rd	-2.0	*34,078
3	4/8	at Tampa Bay	L	0-3	Hellickson (1-0)	Hughes (0-1)	Rodney (2)	0-3	T4th	-3.0	30,413
4	4/9	at Baltimore	W	6-2	Nova (1-0)	Matusz (0-1)	-	1-3	T4th	-2.5	25,478
5	4/10	at Baltimore	W	5-4 (12)	Rapada (1-0)	Strop (0-1)	Rivera (1)	2-3	4th	-1.5	24,659
6	4/11	at Baltimore	W	6-4 (10)	Soriano (1-0)	Gregg (0-1)	Rivera (2)	3-3	T3rd	-1.5	22,919
	4/12	OFF DAY							T3rd	-1.0	
7	4/13	Los Angeles-AL	W	5-0	Kuroda (1-1)	Santana (0-2)	-	4-3	T1st	---	*49,386 (1)
8	4/14	Los Angeles-AL	L	1-7	Wilson (2-0)	Hughes (0-2)	-	4-4	T2nd	-1.0	46,829
9	4/15	Los Angeles-AL	W	11-5	Nova (2-0)	Williams (0-1)	-	5-4	T1st	---	41,055
10	4/16	Minnesota	L	3-7	Pavano (1-0)	Garcia (0-1)	-	5-5	T3rd	-1.0	40,218
11	4/17	Minnesota	W	8-3	Sabathia (1-0)	Liriano (0-2)	-	6-5	3rd	-1.0	40,194
12	4/18	Minnesota	L	6-5	Marquis (1-0)	Kuroda (1-2)	Capps (3)	6-6	T3rd	-1.0	36,831
13	4/19	Minnesota	W	7-6	Hughes (1-2)	Swarzak (0-3)	Rivera (3)	7-6	T2nd	-1.0	40,327
14	4/20	at Boston	W	6-2	Nova (3-0)	Buchholz (1-1)	-	8-6	T1st	---	*36,770
15	4/21	at Boston	W	15-9	Soriano (2-0)	Aceves (0-1)	-	9-6	1st	+0.5	*37,839
	4/22	at Boston			Ppd. due to rain (make-up date as Game 1 of a doubleheader on 7/7)					T1st	---
16	4/23	at Texas	W	7-4	Sabathia (2-0)	Holland (2-1)	Rivera (4)	10-6	T1st	---	*48,234
17	4/24	at Texas	L	0-2	Darvish (3-0)	Kuroda (1-3)	Nathan (5)	10-7	T1st	---	*47,085
18	4/25	at Texas	L	3-7	Ross (4-0)	Hughes (1-3)	-	10-8	T3rd	-1.0	*47,942
	4/26	OFF DAY							T3rd	-1.5	
19	4/27	Detroit	W	7-6	Rivera (1-1)	Villareal (0-1)	-	11-8	3rd	-1.5	41,200
20	4/28	Detroit	L	5-7	Smyly (1-0)	Garcia (0-2)	-	11-9	3rd	-1.5	44,686
21	4/29	Detroit	W	6-2	Sabathia (3-0)	Scherzer (1-3)	-	12-9	3rd	-1.5	43,084
22	4/30	Baltimore	W	2-1	Kuroda (2-3)	Hammel (3-1)	Rivera (5)	13-9	3rd	-1.5	36,890
23	5/1	Baltimore	L	1-7	Matusz (1-3)	Hughes (1-4)	-	13-10	3rd	-2.5	37,790
24	5/2	Baltimore	L	0-5	Arrieta (2-2)	Nova (3-1)	-	13-11	4th	-3.5	39,360
25	5/3	at Kansas City	L	3-4	Duffy (2-2)	Phelps (0-1)	Broxton (5)	13-12	4th	-4.5	19,590
26	5/4	at Kansas City	W	6-2	Sabathia (4-0)	Chen (0-4)	-	14-12	4th	-4.5	24,153
27	5/5	at Kansas City	L	1-5	Paulino (1-0)	Kuroda (2-4)	-	14-13	4th	-4.5	29,121
28	5/6	at Kansas City	W	10-4	Hughes (2-4)	Hochevar (2-3)	-	15-13	4th	-4.0	20,434
	5/7	OFF DAY							4th	-3.5	
29	5/8	Tampa Bay	W	5-3	Nova (4-1)	Shields (5-1)	Robertson (1)	16-13	3rd	-2.5	37,086
30	5/9	Tampa Bay	L	1-4	Rodney (2-0)	Robertson (0-1)	-	16-14	4th	-3.5	38,024
31	5/10	Tampa Bay	W	5-3	Sabathia (5-0)	Price (5-2)	Soriano (1)	17-14	4th	-2.5	37,720
32	5/11	Seattle	W	6-2	Kuroda (3-4)	Hernandez (3-2)	-	18-14	3rd	-2.5	37,226
33	5/12	Seattle	W	6-2	Hughes (3-4)	Noesi (2-4)	Logan (1)	19-14	3rd	-2.5	43,954
34	5/13	Seattle	L	2-6	Millwood (1-4)	Pettitte (0-1)	-	19-15	3rd	-2.5	41,631
35	5/14	at Baltimore	W	8-5	Phelps (1-1)	Ayala (1-1)	Soriano (2)	20-15	3rd	-1.5	16,492
36	5/15	at Baltimore	L	2-5	Chen (4-0)	Sabathia (5-1)	Johnson (12)	20-16	3rd	-2.5	24,055
37	5/16	at Toronto	L	1-8	Drabek (3-4)	Kuroda (3-5)	-	20-17	3rd	-3.5	28,915
38	5/17	at Toronto	L	1-4	Hutchison (3-1)	Hughes (3-5)	Janssen (3)	20-18	4th	-4.5	31,266
39	5/18	Cincinnati	W	4-0	Pettitte (1-1)	Arroyo (2-2)	-	21-18	4th	-4.5	42,015
40	5/19	Cincinnati	L	5-6	Bailey (2-3)	Nova (4-2)	Arredondo (1)	21-19	4th	-5.5	45,302
41	5/20	Cincinnati	L	2-5	Cueto (5-1)	Sabathia (5-2)	Chapman (1)	21-20	4th	-5.5	45,622
42	5/21	Kansas City	L	0-6	Paulino (2-1)	Kuroda (3-6)	-	21-21	T4th	-5.5	39,229
43	5/22	Kansas City	W	3-2	Hughes (4-5)	Hochevar (3-5)	Soriano (3)	22-21	4th	-5.5	37,674
44	5/23	Kansas City	W	8-3	Pettitte (2-1)	Will Smith (0-1)	-	23-21	4th	-4.5	40,407
	5/24	OFF DAY							4th	-4.5	
45	5/25	at Oakland	W	6-3	Nova (5-2)	Ross (2-5)	Soriano (4)	24-21	3rd	-4.5	33,559
46	5/26	at Oakland	W	9-2	Sabathia (6-2)	Colon (4-5)	-	25-21	3rd	-3.5	27,112
47	5/27	at Oakland	W	2-0	Kuroda (4-6)	Milone (6-4)	Soriano (5)	26-21	3rd	-2.5	25,078
48	5/28	at Los Angeles-AL	L	8-9	Walden (2-1)	Wade (0-1)	-	26-22	3rd	-2.5	*44,016
49	5/29	at Los Angeles-AL	L	1-5	Haren (3-5)	Pettitte (2-2)	-	26-23	3rd	-2.5	42,065
50	5/30	at Los Angeles-AL	W	6-5	Nova (6-2)	Takahashi (0-2)	Soriano (6)	27-23	3rd	-1.5	40,111
	5/31	OFF DAY							3rd	-1.5	
51	6/1	at Detroit	W	9-4	Sabathia (7-2)	Crosby (0-1)	Soriano (7)	28-23	3rd	-1.5	*41,831
52	6/2	at Detroit	L	3-4	Valverde (3-1)	Phelps (1-2)	-	28-24	3rd	-1.5	*44,593
53	6/3	at Detroit	W	5-1	Hughes (5-5)	Verlander (5-4)	-	29-24	3rd	-1.5	*42,419
	6/4	OFF DAY							3rd	-1.5	

BOLD (Complete Game)

*Denotes Sellout (#Home Sellouts)

Gm	Date	Opponent	W/L	Score	Winning Pitcher	Losing Pitcher	Save	Rec.	Pos.	GA/GB	Att.
54	6/5	Tampa Bay	W	7-0	Pettitte (3-2)	Shields (6-4)	-	30-24	3rd	-0.5	40,537
55	6/6	Tampa Bay	W	4-1	Nova (7-2)	Cobb (2-2)	Soriano (8)	31-24	2nd	-0.5	38,370
56	6/7	Tampa Bay	L	3-7	Price (8-3)	Sabathia (7-3)	-	31-25	3rd	-0.5	39,891
57	6/8	New York-NL	W	9-1	Kuroda (5-6)	Santana (3-3)	-	32-25	2nd	-0.5	*48,566 (2)
58	6/9	New York-NL	W	4-2	Hughes (6-5)	Gee (4-4)	Soriano (9)	33-25	2nd	-0.5	*48,575 (3)
59	6/10	New York-NL	W	5-4	Logan (1-0)	Rauch (3-6)	-	34-25	2nd	-0.5	*49,010 (4)
60	6/11	at Atlanta	W	3-0	Nova (8-2)	Delgado (4-6)	-	35-25	T1st	---	42,669
61	6/12	at Atlanta	W	6-4	Sabathia (8-3)	Venters (3-3)	Soriano (10)	36-25	1st	+1.0	41,452
62	6/13	at Atlanta	W	3-2	Kuroda (6-6)	Hudson (4-3)	Soriano (11)	37-25	1st	+1.0	*48,938
	6/14	OFF DAY							1st	+0.5	
63	6/15	at Washington	W	7-2	Hughes (7-5)	Gonzalez (8-3)	-	38-25	1st	+1.5	*41,406
64	6/16	at Washington	W	5-3 (14)	Garcia (1-2)	Lidge (0-1)	Soriano (12)	39-25	1st	+1.5	*41,287
65	6/17	at Washington	W	4-1	Nova (9-2)	Jackson (3-4)	Soriano (13)	40-25	1st	+1.5	*41,442
66	6/18	Atlanta	W	6-2	Sabathia (9-3)	Minor (3-5)	-	41-25	1st	+2.5	42,709
67	6/19	Atlanta	L	3-4	Hudson (5-3)	Kuroda (6-7)	Kimbrel (20)	41-26	1st	+2.5	41,219
68	6/20	Atlanta	L	5-10	Hanson (8-4)	Hughes (7-6)	-	41-27	1st	+2.5	45,094
	6/21	OFF DAY							1st	+2.5	
69	6/22	at New York-NL	L	4-6	Niese (5-3)	Pettitte (3-3)	Francisco (18)	41-28	1st	+1.5	40,191
70	6/23	at New York-NL	W	4-3	Rapada (2-0)	Rauch (3-7)	Soriano (14)	42-28	1st	+2.5	*42,122
71	6/24	at New York-NL	W	6-5	Logan (2-0)	Batista (1-2)	Soriano (15)	43-28	1st	+2.5	*42,364
72	6/25	Cleveland	W	7-1	Kuroda (7-7)	Tomlin (3-5)	-	44-28	1st	+3.0	42,290
73	6/26	Cleveland	W	6-4	Hughes (8-6)	Masterson (4-7)	Soriano (16)	45-28	1st	+4.0	43,006
74	6/27	Cleveland	W	5-4	Moore (3-2)	Jimenez (7-6)	Soriano (17)	46-28	1st	+5.0	45,099
75	6/28	Chicago-AL	L	3-4	Santiago (2-1)	Robertson (0-2)	Reed (11)	46-29	1st	+5.0	44,041
76	6/29	Chicago-AL	L	7-14	Quintana (3-1)	Phelps (1-3)	-	46-30	1st	+4.0	44,265
77	6/30	Chicago-AL	W	4-0	Kuroda (8-7)	Peavy (6-5)	-	47-30	1st	+5.0	46,895
78	7/1	Chicago-AL	W	4-2	Hughes (9-6)	Floyd (6-8)	Soriano (18)	48-30	1st	+6.0	*48,324 (5)
79	7/2	at Tampa Bay	L	3-4	Moore (3-2)	Robertson (0-3)	Rodney (23)	48-31	1st	+6.0	21,742
80	7/3	at Tampa Bay	L	4-7	Shields (8-5)	Nova (9-3)	Rodney (24)	48-32	1st	+5.0	26,453
81	7/4	at Tampa Bay	W	4-3	Logan (3-0)	Farnsworth (0-1)	Soriano (19)	49-32	1st	+5.0	28,033
	7/5	OFF DAY							1st	+5.5	
82	7/6	at Boston	W	10-8	Logan (4-0)	Miller (2-1)	Soriano (20)	50-32	1st	+5.5	*38,066
83	7/7G1	at Boston	W	6-1	Garcia (3-2)	Morales (1-2)	-	51-32	1st	+6.5	*38,170
84	7/7G2	at Boston	L	5-9	Doubbront (9-4)	Hughes (9-7)	-	51-33	1st	+6.0	*37,791
85	7/8	at Boston	W	7-3	Nova (10-3)	Lester (5-6)	-	52-33	1st	+7.0	*38,270
	7/9-12	83rd All-Star Game on 7/10 at Kansas City's Kauffman Stadium (8-0 National League win)									
86	7/13	Los Angeles-AL	W	6-5	Qualls (1-0)	Downs (1-1)	Soriano (21)	53-33	1st	+8.0	47,873
87	7/14	Los Angeles-AL	W	5-3	Garcia (4-2)	Williams (6-6)	Soriano (22)	54-33	1st	+8.0	47,789
88	7/15	Los Angeles-AL	L	8-10	Weaver (11-1)	Nova (10-4)	Jepsen (1)	54-34	1st	+8.0	46,679
89	7/16	Toronto	W	6-3	Robertson (1-3)	Loup (0-1)	Soriano (23)	55-34	1st	+9.0	42,819
90	7/17	Toronto	W	6-1	Sabathia (10-3)	Cecil (2-2)	Soriano (24)	56-34	1st	+9.5	44,975
91	7/18	Toronto	W	6-0 (7)	Kuroda (9-7)	Romero (8-6)	-	57-34	1st	+10.0	45,986
92	7/19	at Oakland	L	3-4	Griffin (2-0)	Garcia (4-3)	Cook (10)	57-35	1st	+9.0	23,382
93	7/20	at Oakland	L	2-3	Cook (4-2)	Eppley (0-1)	-	57-36	1st	+8.0	24,148
94	7/21	at Oakland	L	1-2	Parker (7-4)	Hughes (9-8)	Doolittle (1)	57-37	1st	+7.0	28,142
95	7/22	at Oakland	L	4-5 (12)	Blevins (3-0)	Eppley (0-2)	-	57-38	1st	+6.0	30,470
96	7/23	at Seattle	W	4-1	Kuroda (10-7)	Millwood (3-8)	Soriano (25)	58-38	1st	+7.0	29,911
97	7/24	at Seattle	L	2-4	Hernandez (9-5)	Garcia (4-4)	Wilhelmsen (11)	58-39	1st	+7.0	31,908
98	7/25	at Seattle	W	5-2	Phelps (2-3)	Luetge (1-1)	Soriano (26)	59-39	1st	+8.0	36,071
	7/26	OFF DAY							1st	+7.5	
99	7/27	Boston	W	10-3	Hughes (10-8)	Cook (2-4)	-	60-39	1st	+8.5	*49,571 (6)
100	7/28	Boston	L	6-8	Miller (3-1)	Soriano (2-1)	Aceves (22)	60-40	1st	+8.5	*49,573 (7)
101	7/29	Boston	L	2-3 (10)	Aceves (2-6)	Robertson (1-4)	-	60-41	1st	+7.5	*48,526 (8)
102	7/30	Baltimore	L	4-5	Gonzalez (3-2)	Garcia (4-5)	Johnson (31)	60-42	1st	+6.5	43,052
103	7/31	Baltimore	L	5-11	Tillman (4-1)	Nova (10-5)	-	60-43	1st	+5.5	42,821
104	8/1	Baltimore	W	12-3	Hughes (11-8)	Britton (1-1)	-	61-43	1st	+6.5	44,593
	8/2	OFF DAY							1st	+6.5	
105	8/3	Seattle	W	6-3	Sabathia (11-3)	Millwood (4-9)	-	62-43	1st	+6.5	45,872
106	8/4	Seattle	L	0-1	Hernandez (10-5)	Kuroda (10-8)	-	62-44	1st	+6.5	47,067
107	8/5	Seattle	W	6-2	Garcia (5-5)	Iwakuma (2-3)	-	63-44	1st	+6.5	45,878

Gm	Date	Opponent	W/L	Score	Winning Pitcher	Losing Pitcher	Save	Rec.	Pos.	GA/GB	Att.
108	8/6	at Detroit	L	2-7	Verlander (12-7)	Nova (10-6)	-	63-45	1st	+5.5	*41,381
109	8/7	at Detroit	L	5-6	Porcello (9-6)	Hughes (11-9)	Valverde (22)	63-46	1st	+4.5	39,760
110	8/8	at Detroit	W	12-8	Sabathia (12-3)	Sanchez (1-2)	-	64-46	1st	+4.5	*41,879
111	8/9	at Detroit	W	4-3	Rapada (3-0)	Benoit (1-3)	Soriano (27)	65-46	1st	+5.5	*40,940
112	8/10	at Toronto	W	10-4	Garcia (6-5)	Romero (8-9)	-	66-46	1st	+5.5	41,610
113	8/11	at Toronto	W	5-2	Nova (11-6)	Laffey (3-3)	Soriano (28)	67-46	1st	+6.0	*45,582
114	8/12	at Toronto	L	7-10	Happ (1-1)	Hughes (11-10)	Janssen (15)	67-47	1st	+5.0	43,924
115	8/13	Texas	W	8-2	Phelps (3-3)	Dempster (1-1)	Lowe (1)	68-47	1st	+5.0	45,676
116	8/14	Texas	W	3-0	Kuroda (11-8)	Harrison (13-7)	-	69-47	1st	+6.0	44,533
117	8/15	Texas	W	3-2	Garcia (7-5)	Feldman (6-8)	Soriano (29)	70-47	1st	+6.0	45,921
118	8/16	Texas	L	6-10	Scheppers (1-0)	Logan (4-1)	-	70-48	1st	+6.0	47,645
119	8/17	Boston	W	6-4	Hughes (12-10)	Morales (3-4)	Soriano (30)	71-48	1st	+6.0	*49,422 (9)
120	8/18	Boston	L	1-4	Lester (7-10)	Phelps (3-4)	Aceves (25)	71-49	1st	+5.0	*49,466 (10)
121	8/19	Boston	W	4-1	Kuroda (12-8)	Beckett (5-11)	Soriano (31)	72-49	1st	+5.0	*48,620
122	8/20	at Chicago-AL	L	6-9	Myers (2-1)	Logan (4-2)	Reed (22)	72-50	1st	+4.0	27,561
123	8/21	at Chicago-AL	L	3-7	Liriano (5-10)	Nova (11-7)	-	72-51	1st	+4.0	24,247
124	8/22	at Chicago-AL	L	1-2	Sale (15-4)	Hughes (12-11)	Reed (23)	72-52	1st	+3.0	26,319
	8/23	OFF DAY							1st	+2.5	
125	8/24	at Cleveland	W	3-1	Sabathia (13-3)	Allen (0-1)	Soriano (32)	73-52	1st	+3.5	27,986
126	8/25	at Cleveland	L	1-3	Masterson (10-11)	Kuroda (12-9)	C. Perez (33)	73-53	1st	+3.5	34,374
127	8/26	at Cleveland	W	4-2	Logan (5-2)	Jimenez (9-13)	Soriano (33)	74-53	1st	+4.0	26,166
128	8/27	Toronto	L	7-8 (11)	Oliver (3-2)	Lowe (8-11)	-	74-54	1st	+3.5	42,962
129	8/28	Toronto	W	2-1	Hughes (13-11)	Romero (8-12)	Soriano (34)	75-54	1st	+3.5	42,472
130	8/29	Toronto	L	5-8	Happ (3-1)	Sabathia (13-4)	Janssen (17)	75-55	1st	+3.5	46,010
	8/30	OFF DAY							1st	+3.0	
131	8/31	Baltimore	L	1-6	Gonzalez (6-3)	Kuroda (12-10)	-	75-56	1st	+2.0	43,352
132	9/1	Baltimore	W	4-3	Logan (6-2)	Chen (12-8)	Soriano (35)	76-56	1st	+3.0	46,122
133	9/2	Baltimore	L	3-8	Wolf (1-0)	Hughes (13-12)	-	76-57	1st	+2.0	46,501
134	9/3	at Tampa Bay	L	3-4	Shields (13-8)	Robertson (1-5)	Rodney (41)	76-58	1st	+1.0	28,585
135	9/4	at Tampa Bay	L	2-5	Cobb (9-8)	Garcia (7-6)	Rodney (42)	76-59	T1st	--	17,652
136	9/5	at Tampa Bay	W	6-4	Kuroda (13-10)	Moore (10-9)	Soriano (36)	77-59	1st	+1.0	16,711
137	9/6	at Baltimore	L	6-10	O'Day (7-1)	Robertson (1-6)	-	77-60	T1st	--	*46,298
138	9/7	at Baltimore	W	8-5	Hughes (14-12)	Chen (12-9)	-	78-60	1st	+1.0	40,861
139	9/8	at Baltimore	L	4-5	Saunders (2-1)	Sabathia (13-5)	Johnson (42)	78-61	T1st	--	*46,067
140	9/9	at Baltimore	W	13-3	Chamberlain (1-0)	Britton (5-2)	-	79-61	1st	+1.0	40,346
	9/10	OFF DAY							1st	+1.0	
141	9/11	at Boston	L	3-4	Bailey (1-0)	Robertson (1-7)	-	79-62	T1st	--	*37,437
142	9/12	at Boston	W	5-4	Phelps (4-4)	Cook (3-10)	Soriano (37)	80-62	T1st	--	*37,230
143	9/13	at Boston	W	2-0	Hughes (15-12)	Doubtront (10-9)	Soriano (38)	81-62	T1st	--	*38,134
144	9/14	Tampa Bay	L	4-6	Price (18-5)	Sabathia (13-6)	Rodney (43)	81-63	T1st	--	45,200
145	9/15	Tampa Bay	W	5-3	Nova (12-7)	Shields (14-9)	Soriano (39)	82-63	1st	+1.0	46,856
146	9/16	Tampa Bay	W	6-4	Kuroda (14-10)	Moore (10-11)	Soriano (40)	83-63	1st	+1.0	43,489
	9/17	OFF DAY							1st	+0.5	
	9/18	Toronto			Ppd. due to rain (made up as Game 1 of a doubleheader on 9/19)					T1st	--
147	9/19	Toronto	W	4-2	Pettitte (4-3)	Alvarez (9-13)	Soriano (41)	84-63	1st	+0.5	39,859
148	9/19	Toronto	W	2-1	Eppley (1-2)	Delabar (4-3)	Soriano (42)	85-63	1st	+0.5	39,997
149	9/20	Toronto	W	10-7	Hughes (16-12)	Laffey (3-6)	Robertson (2)	86-63	1st	+1.0	40,511
150	9/21	Oakland	W	2-1 (10)	Robertson (2-7)	Doolittle (1-1)	-	87-63	1st	+1.0	40,759
151	9/22	Oakland	W	10-9 (14)	Wade (1-1)	Ross (2-10)	-	88-63	1st	+1.0	44,026
152	9/23	Oakland	L	4-5	Blevins (5-1)	Kuroda (14-11)	Balfour (20)	88-64	1st	+1.0	43,867
153	9/24	at Minnesota	W	6-3	Pettitte (5-3)	Hendriks (1-8)	-	89-64	1st	+1.5	33,720
154	9/25	at Minnesota	L	4-5	Fien (2-1)	Hughes (16-13)	Perkins (15)	89-65	1st	+1.5	33,346
155	9/26	at Minnesota	W	8-2	Sabathia (14-6)	Duensing (4-11)	-	90-65	1st	+1.5	33,251
156	9/27	at Toronto	L	0-6	Morrow (9-7)	Nova (12-8)	-	90-66	1st	+1.0	23,060
157	9/28	at Toronto	W	11-4	Kuroda (15-11)	Jenkins (0-3)	-	91-66	1st	+1.0	25,785
158	9/29	at Toronto	L	2-3	Hill (1-0)	Pettitte (5-4)	Janssen (21)	91-67	T1st	--	36,139
159	9/30	at Toronto	W	9-6	Logan (7-2)	Oliver (3-4)	-	92-67	T1st	--	31,418
160	10/1	Boston	W	10-2	Sabathia (15-6)	Buchholz (11-8)	-	93-67	1st	+1.0	45,478
161	10/2	Boston	W	4-3 (12)	Lowe (9-11)	Miller (3-2)	-	94-67	1st	+1.0	41,564
162	10/3	Boston	W	14-2	Kuroda (16-11)	Matsuzaka (1-7)	-	95-67	1st	+2.0	47,393

BOLD (Complete Game)

*Denotes Sellout (#Home Sellouts)

2012 Major League Standings

AMERICAN LEAGUE

AL EAST	WON	LOST	PCT.	GB
*NEW YORK	95	67	.586	--
#BALTIMORE	93	79	.574	2.0
TAMPA BAY	90	72	.556	5.0
TORONTO	73	89	.451	22.0
BOSTON	69	93	.426	26.0

AL CENTRAL	WON	LOST	PCT.	GB
*DETROIT	88	74	.543	--
CHICAGO	85	77	.525	3.0
KANSAS CITY	72	90	.444	16.0
CLEVELAND	68	94	.420	20.0
MINNESOTA	66	96	.407	22.0

AL WEST	WON	LOST	PCT.	GB
*OAKLAND	94	68	.580	--
#TEXAS	93	69	.574	1.0
LOS ANGELES	89	73	.549	5.0
SEATTLE	75	87	.463	19.0

* - DIVISION WINNER
- WILD CARD WINNER

NATIONAL LEAGUE

NL EAST	WON	LOST	PCT.	GB
*WASHINGTON	98	64	.605	--
#ATLANTA	94	68	.580	4.0
PHILADELPHIA	81	81	.500	17.0
NEW YORK	74	88	.457	24.0
MIAMI	69	93	.426	29.0

NL CENTRAL	WON	LOST	PCT.	GB
*CINCINNATI	97	65	.599	--
#ST. LOUIS	88	74	.543	9.0
MILWAUKEE	83	79	.512	14.0
PITTSBURGH	79	83	.488	18.0
CHICAGO	61	101	.377	36.0
HOUSTON	55	107	.340	42.0

NL WEST	WON	LOST	PCT.	GB
*SAN FRANCISCO	94	68	.580	--
LOS ANGELES	86	76	.531	8.0
ARIZONA	81	81	.500	13.0
SAN DIEGO	76	86	.469	18.0
COLORADO	64	98	.395	30.0

2012 Yankees Club Statistics

	HOME		ROAD		TOTALS	
	W	L	W	L	W	L
VS. BALTIMORE	3	6	6	3	9	9
VS. BOSTON	6	3	7	2	13	5
VS. TAMPA BAY	6	3	2	7	8	10
VS. TORONTO	7	2	4	5	11	7
TOTALS VS. EAST	22	14	19	17	41	31

	HOME		ROAD		TOTALS	
	W	L	W	L	W	L
VS. CLEVELAND	3	0	2	1	5	1
VS. CHICAGO	2	2	0	3	2	5
VS. DETROIT	2	1	4	3	6	4
VS. KANSAS CITY	2	1	2	2	4	3
VS. MINNESOTA	2	2	2	1	4	3
TOTALS VS. CENTRAL	11	6	10	10	21	16

	HOME		ROAD		TOTALS	
	W	L	W	L	W	L
VS. LOS ANGELES	4	2	1	2	5	4
VS. OAKLAND	2	1	3	4	5	5
VS. SEATTLE	4	2	2	1	6	3
VS. TEXAS	3	1	1	2	4	3
TOTALS VS. WEST	13	6	7	9	20	15
TOTALS VS. AL	46	26	36	36	82	62

	HOME		ROAD		TOTALS	
	W	L	W	L	W	L
VS. ATLANTA	1	2	3	0	4	2
VS. CINCINNATI	1	2	0	0	1	2
VS. WASHINGTON	0	0	3	0	3	0
VS. NEW YORK	3	0	2	1	5	1
TOTALS VS. NL	5	4	8	1	13	5
OVERALL TOTALS	51	30	44	37	95	67

	HOME		ROAD		TOTALS	
	W	L	W	L	W	L
SHUTOUTS	6	3	3	3	9	6
SHO - INDIVIDUAL	2	1	0	0	2	1
EXTRA INNINGS	3	2	3	1	6	3
ONE-RUN DECISIONS	14	9	8	16	22	25
TWO-RUN DECISIONS	10	4	9	5	19	9
VS. LH STARTERS	19	11	18	13	37	24
VS. RH STARTERS	32	19	26	24	58	43
GRASS FIELDS	51	30	38	25	89	55
ARTIFICIAL FIELDS	0	0	6	12	6	12
DAY GAMES	16	14	17	6	33	20
NIGHT GAMES	35	16	27	31	62	47

	NYN	OPP
DOUBLE PLAYS	135	168
TRIPLE PLAYS	0	0
LEFT ON BASE	1135	1081
GRAND SLAM HR	10	3
HOME RUNS - HOME	138	94
HOME RUNS - ROAD	107	96

DOUBLEHEADERS (HOME)	WON	1	LOST	0	SPLIT	0
DOUBLEHEADERS (ROAD)	WON	0	LOST	0	SPLIT	1

	WON	LOST
STARTERS	71	50
RELIEVERS	24	17
STREAKS	10	4

ATTENDANCE		
HOME	3,542,406 (81 DATES)	43,733 AVG
ROAD	2,766,502 (81 DATES)	34,154 AVG

2012 Final Yankees Statistics

PLAYER	AVG	G	AB	R	H	TB	2B	3B	HR	RBI	SH	SF	HP	BB	IBB	SO	SB	CS	DP	E	SLG	OBP
Cano	.313	161	627	105	196	345	48	1	33	94	0	2	7	61	10	96	3	2	22	6	.550	.379
Cervelli	.000	3	1	1	0	0	0	0	0	0	0	0	0	1	0	0	0	0	0	0	.000	.500
Chavez	.281	113	278	36	78	138	12	0	16	37	0	4	1	30	3	59	0	0	10	6	.496	.348
Dickerson	.286	25	14	5	4	10	0	0	2	5	0	0	0	3	0	5	3	0	1	0	.714	.412
Gardner	.323	16	31	7	10	12	2	0	0	3	1	0	0	5	0	7	2	2	0	0	.387	.417
Granderson	.232	160	596	102	138	293	18	4	43	106	1	7	5	75	4	195	10	3	5	0	.492	.319
Ibanez	.240	130	384	50	92	174	19	3	19	62	0	2	4	35	5	67	3	0	14	0	.453	.308
Jeter	.316	159	683	99	216	293	32	0	15	58	6	1	5	45	1	90	9	4	24	10	.429	.362
Jones	.197	94	233	27	46	95	7	0	14	34	0	3	5	28	1	71	0	0	2	1	.408	.294
Martin	.211	133	422	50	89	170	18	0	21	53	2	0	8	53	0	95	6	1	13	6	.403	.311
McDonald	.000	4	4	0	0	0	0	0	0	0	0	0	0	0	0	2	0	0	0	1	.000	.000
T-McDonald	.205	42	88	17	18	31	7	0	2	9	2	1	0	12	0	19	1	1	1	2	.352	.297
McGehee	.151	22	53	9	8	14	3	0	1	6	0	1	0	5	0	10	0	0	3	1	.264	.220
Mesa	.500	3	2	0	1	1	0	0	0	1	0	0	0	0	0	0	0	0	0	0	.500	.500
Nix	.243	74	177	24	43	68	13	0	4	18	9	0	2	14	0	53	6	3	4	4	.384	.306
Nunez	.292	38	89	14	26	35	4	1	1	11	0	4	1	6	0	12	11	2	1	7	.393	.330
Pearce	.160	12	25	6	4	7	0	0	1	4	0	0	0	5	0	8	0	0	0	0	.280	.300
T-Pearce	.229	40	96	14	22	38	4	0	4	18	2	2	0	13	0	25	0	1	1	0	.396	.315
Pena	.250	3	4	0	1	1	0	0	0	0	0	0	0	0	0	0	0	0	0	0	.250	.250
Rodriguez	.272	122	463	74	126	199	17	1	18	57	0	5	10	51	3	116	13	1	13	8	.430	.353
Stewart	.241	55	141	15	34	45	8	0	1	13	3	2	1	10	0	21	2	0	1	4	.319	.292
Suzuki	.322	67	227	28	73	103	13	1	5	27	5	1	2	5	1	21	14	5	2	0	.454	.340
T-Suzuki	.283	162	629	77	178	245	28	6	9	55	5	5	2	22	5	61	29	7	12	1	.390	.307
Swisher	.272	148	537	75	146	254	36	0	24	93	1	5	4	77	2	141	2	3	9	6	.473	.364
Teixeira	.251	123	451	66	113	214	27	1	24	84	0	12	7	54	1	83	2	1	11	1	.475	.332
Wise	.262	55	61	11	16	30	3	1	3	8	0	0	0	2	0	12	7	0	1	1	.492	.286
T-Wise	.259	100	224	31	58	96	10	2	8	30	0	3	1	11	0	52	19	4	2	1	.429	.293

YANKEES	.265	162	5524	804	1462	2503	280	13	245	774	31	49	62	565	31	1176	93	27	136	74	.453	.337
OPPONENTS	.253	162	5542	668	1401	2322	303	24	190	640	31	32	49	431	32	1318	90	28	115	88	.419	.311

PITCHER	W	L	ERA	G	GS	CG	GF	SHO	SV	IP	H	R	ER	HR	HP	BB	IBB	SO	WP	BK	AVG
Aardsma	0	0	9.00	1	0	0	1	0	0	1.0	1	1	1	1	0	1	0	1	0	0	.250
Chamberlain	1	0	4.35	22	0	0	5	0	0	20.2	26	11	10	3	2	6	2	22	0	0	.302
Eppley	1	2	3.33	59	0	0	14	0	0	46.0	46	19	17	3	0	17	2	32	2	0	.266
T-Eppley	1	2	3.33	59	0	0	14	0	0	46.0	46	19	17	3	0	17	2	32	2	0	.266
Garcia	7	6	5.20	30	17	0	10	0	0	107.1	112	64	62	18	3	35	2	89	10	1	.270
Hughes	16	13	4.23	32	32	1	0	0	0	191.1	196	101	90	35	6	46	0	165	3	0	.259
Igarashi	0	0	12.00	2	0	0	1	0	0	3.0	4	4	4	0	0	3	0	3	0	0	.308
T-Igarashi	0	0	18.00	4	0	0	1	0	0	4.0	9	8	8	0	0	5	0	5	0	0	.429
Kuroda	16	11	3.32	33	33	3	0	2	0	219.2	205	86	81	25	8	51	2	167	13	0	.249
Logan	7	2	3.74	80	0	0	8	0	1	55.1	48	23	6	2	28	6	68	3	0	0	.234
Lowe	1	1	3.04	17	0	0	10	0	1	23.2	24	9	8	2	0	6	2	14	2	0	.261
T-Lowe	9	11	5.11	38	21	1	10	1	1	142.2	180	88	81	10	3	51	5	55	7	1	.311
Mitchell	0	0	3.86	4	0	0	3	0	0	4.2	7	2	2	1	0	3	0	2	1	0	.333
Nova	12	8	5.02	28	28	0	0	0	0	170.1	194	100	95	28	10	56	3	153	6	2	.288
Pettitte	5	4	2.87	12	12	0	0	0	0	75.1	65	26	24	8	0	21	0	69	1	0	.232
Phelps	4	4	3.34	33	11	0	5	0	0	99.2	81	38	37	14	6	38	2	96	2	2	.223
Qualls	1	0	6.14	8	0	0	4	0	0	7.1	10	5	5	0	0	3	1	2	1	0	.345
Rapada	3	0	2.82	70	0	0	7	0	0	38.1	29	14	12	2	1	17	1	38	1	2	.215
Rivera	1	1	2.16	9	0	0	9	0	5	8.1	6	2	2	0	0	2	2	8	0	0	.200
Robertson	2	7	2.67	65	0	0	17	0	2	60.2	52	19	18	5	1	19	0	81	1	1	.229
Sabathia	15	6	3.38	28	28	2	0	0	0	200.0	184	89	75	22	8	44	2	197	4	1	.238
Soriano	2	1	2.26	69	0	0	54	0	42	67.2	55	17	17	6	1	24	4	69	3	0	.217
Thomas	0	0	9.00	4	0	0	0	0	0	3.0	2	3	3	1	0	1	0	3	0	0	.182
T-Thomas	0	0	8.22	11	0	0	0	0	0	7.2	12	7	7	1	1	3	0	7	1	0	.375
Wade	1	1	6.46	39	0	0	7	0	0	39.0	46	29	28	8	1	8	1	38	0	0	.286
Warren	0	0	23.14	1	1	0	0	0	0	2.1	8	6	6	2	0	2	0	1	0	0	.533
Wise	0	0	.00	1	0	0	1	0	0	.2	0	0	0	0	0	0	0	0	0	0	.000
T-Wise	0	0	.00	2	0	0	2	0	0	1.2	1	0	0	0	0	1	0	0	0	0	.200

YANKEES	95	67	3.85	162	162	6	156	9	51	1445.1	1401	668	618	190	49	431	32	1318	53	9	.253
OPPONENTS	67	95	4.83	162	162	3	159	6	34	1430.2	1462	804	768	245	62	565	31	1176	50	6	.265

2012 Yankees Fielding Statistics

PITCHERS	PCT	G	GS	PO	A	E	TC	DP	TP
Aardsma	.000	1	0	0	0	0	0	0	0
Chamberlain	1.000	22	0	0	2	0	2	0	0
Eppley	1.000	59	0	1	11	0	12	1	0
Garcia	1.000	30	17	8	7	0	15	0	0
Hughes	.955	32	32	7	14	1	22	0	0
Igarashi	1.000	4	0	1	1	0	2	0	0
Kuroda	1.000	33	33	11	31	0	42	3	0
Logan	1.000	80	0	2	8	0	10	0	0
Lowe	.962	38	21	11	14	1	26	0	0
Mitchell	.500	4	0	0	1	1	2	0	0
Nova	.947	28	28	9	9	1	19	2	0
Pettitte	1.000	12	12	1	12	0	13	0	0
Phelps	.824	33	11	4	10	3	17	0	0
Qualls	1.000	8	0	1	1	0	2	0	0
Rapada	.727	70	0	0	8	3	11	1	0
Rivera	1.000	9	0	1	2	0	3	0	0
Robertson	1.000	65	0	4	1	0	5	0	0
Sabathia	1.000	28	28	1	27	0	28	0	0
Soriano	.833	69	0	1	4	1	6	0	0
Thomas	.000	11	0	0	0	0	0	0	0
Wade	.833	39	0	2	3	1	6	0	0
Warren	.000	1	1	0	0	0	0	0	0
Wise	.000	2	0	0	0	0	0	0	0

FIRST BASE	PCT	G	GS	PO	A	E	TC	DP	TP
Chavez	.982	10	6	49	5	1	55	2	0
McGehee	1.000	8	5	31	1	0	32	3	0
Pearce	1.000	9	7	55	0	0	55	7	0
Swisher	.989	41	27	255	18	3	276	23	0
Teixeira	.999	119	117	985	69	1	1055	91	0

SECOND BASE	PCT	G	GS	PO	A	E	TC	DP	TP
Cano	.992	154	150	285	435	6	726	92	0
McGehee	.000	1	0	0	0	0	0	0	0
Nix	1.000	13	11	16	24	0	40	4	0
Nunez	.667	1	1	0	2	1	3	0	0

THIRD BASE	PCT	G	GS	PO	A	E	TC	DP	TP
Chavez	.961	64	50	36	86	5	127	5	0
McGehee	.944	12	9	10	7	1	18	1	0
Nix	.964	29	17	15	39	2	56	6	0
Nunez	.900	9	5	6	12	2	20	1	0
Rodriguez	.957	81	81	57	119	8	184	13	0

SHORTSTOP	PCT	G	GS	PO	A	E	TC	DP	TP
Jeter	.980	135	133	172	324	10	506	67	0
Nix	.983	18	15	24	34	1	59	8	0
Nunez	.931	16	13	20	34	4	58	7	0
Pena	1.000	1	1	0	4	0	4	0	0

OUTFIELDERS	PCT	G	GS	PO	A	E	TC	DP	TP
Dickerson	1.000	22	4	11	0	0	11	0	0
Gardner	1.000	15	8	14	1	0	15	0	0
Granderson	1.000	157	152	346	3	0	349	0	0
Ibanez	1.000	90	76	131	2	0	133	0	0
Jones	.988	66	55	81	3	1	85	2	0
McDonald	.968	35	24	58	2	2	62	0	0
Mesa	.000	1	0	0	0	0	0	0	0
Nix	.917	11	9	11	0	1	12	0	0
Nunez	1.000	4	3	8	0	0	8	0	0
Suzuki	.997	156	148	299	5	1	305	0	0
Swisher	.986	109	107	214	4	3	221	0	0
Wise	.992	98	53	125	4	1	130	0	0

CATCHERS	PCT	G	GS	PO	A	E	TC	DP	TP	PB
Cervelli	1.000	3	0	8	0	0	8	0	0	0
Martin	.994	128	116	924	61	6	991	3	0	9
Stewart	.990	54	46	379	25	4	408	3	0	8



Russell Martin made 116 starts behind the plate for the Yankees in 2011.

2012 STARTS BY POSITION

PLAYER	C	1B	2B	3B	SS	LF	CF	RF	DH
Cano	--	--	150	--	--	--	--	--	9
Chavez	--	6	--	50	--	--	--	--	17
Dickerson	--	--	--	--	--	1	2	1	--
Gardner	--	--	--	--	--	8	--	--	--
Granderson	--	--	--	--	--	--	152	--	1
Jeter	--	--	--	--	133	--	--	--	25
Jones	--	--	--	--	--	41	--	14	10
Martin	116	--	--	--	--	--	--	--	4
McDonald	--	--	--	--	--	--	1	1	--
McGehee	--	5	--	9	--	--	--	--	2
Nix	--	--	11	17	15	9	--	--	2
Nunez	--	--	1	5	13	3	--	--	3
Pearce	--	7	--	--	--	--	--	--	2
Pena	--	--	--	--	1	--	--	--	--
Rodriguez	--	--	--	81	--	--	--	--	38
Stewart	46	--	--	--	--	--	--	--	--
Suzuki	--	--	--	--	--	26	5	24	1
Swisher	--	27	--	--	--	--	--	107	12
Teixeira	--	117	--	--	--	--	--	--	4
Wise	--	--	--	--	--	9	2	4	--

2012 STARTS BY BATTING ORDER

PLAYER	1	2	3	4	5	6	7	8	9
Cano	--	--	57	81	21	--	--	--	--
Chavez	--	--	--	1	9	9	22	28	4
Dickerson	--	--	--	--	--	--	--	--	2
Gardner	--	--	--	--	--	--	--	--	2
Granderson	8	90	1	2	12	32	8	--	--
Hughes	--	--	--	--	--	--	--	--	1
Jeter	150	8	--	--	--	--	--	--	--
Jones	--	--	--	5	9	13	33	5	--
Kuroda	--	--	--	--	--	--	--	--	1
Martin	--	--	--	--	9	8	25	43	35
McDonald	--	--	--	--	--	--	--	1	1
McGehee	--	--	--	--	3	1	5	3	4
Nix	--	--	--	--	--	3	12	16	23
Nova	--	--	--	--	--	--	--	--	3
Nunez	--	--	--	--	--	--	2	8	15
Pearce	--	--	--	1	--	3	--	5	--
Pena	--	--	--	--	--	--	--	--	1
Pettitte	--	--	--	--	--	--	--	--	2
Rodriguez	--	--	68	50	1	--	--	--	--
Sabathia	--	--	--	--	--	--	--	--	2
Stewart	--	--	--	--	--	--	--	4	42
Suzuki	4	10	--	--	--	--	3	27	12
Swisher	--	52	2	2	21	56	13	--	--
Teixeira	--	2	34	20	62	1	2	--	--
Wise	--	--	--	--	--	--	--	7	8

2012 Yankees Starters

STARTERS	W	L	PCT	ERA	G	GS	CG	IP	H	R	ER	HR	SH	SF	HP	BB	IBB	SO	WP	BK	AVG
Garcia	5	6	.455	5.93	17	17	0	85.0	96	57	56	15	2	4	3	30	1	72	9	1	.287
Hughes	16	13	.552	4.23	32	32	1	191.1	196	101	90	35	1	4	6	46	0	165	3	0	.259
Kuroda	16	11	.593	3.32	33	33	3	219.2	205	86	81	25	7	3	8	51	2	167	13	0	.249
Nova	12	8	.600	5.02	28	28	0	170.1	194	100	95	28	3	6	10	56	3	153	6	2	.288
Pettitte	5	4	.556	2.87	12	12	0	75.1	65	26	24	8	2	0	0	21	0	69	1	0	.232
Phelps	2	2	.500	3.77	11	11	0	57.1	49	24	24	8	2	1	5	23	0	54	1	1	.233
Sabathia	15	6	.714	3.38	28	28	2	200.0	184	89	75	22	4	3	8	44	2	197	4	1	.238
Warren	0	0	-.2314	1	1	0	2.1	8	6	6	6	2	0	0	0	2	0	1	0	0	.533
TOTAL	71	50	.587	4.05	162	162	6	1001.1	997	489	451	143	21	21	40	273	8	878	37	5	.258

2012 Yankees Relievers

RELIEVERS	W	L	PCT	ERA	GF	SV	IP	H	R	ER	HR	SH	SF	HP	BB	IBB	SO	WP	BK	AVG	
Aardsma	0	0	-.900	1	0	1.0	1	1	1	1	1	0	1	1	1	0	1	0	0	0	.250
Chamberlain	1	0	1.000	4.35	5	0	20.2	26	11	10	3	0	1	2	6	2	22	1	0	0	.302
Eppley	1	2	.333	3.33	14	0	46.0	46	19	17	3	1	1	1	17	2	32	1	2	2	.266
Garcia	2	0	1.000	2.42	10	0	22.1	16	7	6	3	0	0	0	5	1	17	1	0	0	.198
Igarashi	0	0	-.1200	1	0	3.0	4	4	4	4	0	0	0	0	3	0	3	0	0	0	.308
Logan	7	2	.778	3.74	8	1	55.1	48	23	23	6	4	0	0	28	6	68	3	0	0	.234
Lowe	1	1	.500	3.04	10	1	23.2	24	9	8	2	0	0	0	6	2	14	1	0	0	.261
Mitchell	0	0	-.386	3	0	4.2	7	2	2	1	0	1	1	1	3	0	2	0	1	0	.333
Phelps	2	2	.500	2.76	5	0	42.1	32	14	13	6	0	0	0	15	2	42	1	0	0	.209
Qualls	1	0	1.000	6.14	4	0	7.1	10	5	5	0	0	0	0	3	1	2	0	0	0	.345
Rapada	3	0	1.000	2.82	7	0	38.1	29	14	12	2	2	0	0	17	1	38	3	0	0	.215
Rivera	1	1	.500	2.16	9	5	8.1	6	2	2	0	0	1	2	2	2	8	0	0	0	.220
Robertson	2	7	.222	2.67	17	2	60.2	52	19	18	5	1	3	2	19	0	81	2	0	0	.209
Soriano	2	1	.667	2.26	54	42	67.2	55	17	17	6	2	2	1	24	4	69	2	1	0	.217
Thomas	0	0	-.900	0	0	3.0	2	3	3	1	0	1	1	1	1	0	3	0	0	0	.182
Wade	1	1	.500	6.46	7	0	39.0	46	29	28	8	0	0	0	8	1	38	1	0	0	.286
Wise	0	0	-.000	1	0	0.2	0	0	0	0	0	0	0	0	0	0	0	0	0	0	.000
TOTAL	26	18	.591	3.11	154	47	466.2	419	177	161	42	12	14	23	185	23	437	22	2	2	.241

2012 Yankees Pinch Hitters

BATTER	AVG	APP	AB	R	H	TB	2B	3B	HR	RBI	SH	SF	HP	BB	IBB	SO	SB	CS	GDP	SLG	OBP
Cano	.000	2	0	1	0	0	0	0	0	0	0	0	0	2	1	0	0	0	0	.000	1.000
Chavez	.118	36	34	3	4	7	0	0	1	1	0	0	0	2	0	13	0	0	0	.206	.167
Dickerson	.000	3	2	0	0	0	0	0	0	1	0	0	0	1	0	0	0	0	0	.000	.333
Gardner	.500	2	2	1	1	1	0	0	0	0	0	0	0	0	0	0	0	0	0	.500	.500
Granderson	.250	5	4	1	1	4	0	0	1	1	0	0	0	1	0	2	0	0	0	1.000	.400
Ibanez	.320	30	25	6	8	16	2	0	2	7	0	1	0	3	1	3	1	0	2	.640	.379
Jones	.182	25	22	2	4	10	0	0	2	3	0	0	2	1	1	9	0	0	0	.455	.280
Martin	.000	9	8	0	0	0	0	0	0	0	0	0	0	1	0	4	0	0	0	.000	.111
McGehee	1.000	1	1	0	1	1	0	0	0	1	0	0	0	0	0	0	0	0	0	1.000	1.000
Mesa	.500	2	2	0	1	1	0	0	0	1	0	0	0	0	0	0	0	0	0	.500	.500
Nix	.333	6	6	1	2	3	1	0	0	3	0	0	0	0	0	2	0	0	0	.500	.333
Nunez	.400	5	5	2	2	2	0	0	0	0	0	0	0	0	2	0	0	0	0	.400	.400
Pearce	.000	1	1	0	0	0	0	0	0	0	0	0	0	0	1	0	0	0	0	.000	.000
Rodriguez	.000	3	3	0	0	0	0	0	0	0	0	0	0	0	1	0	0	0	0	.000	.000
Stewart	.500	2	2	0	1	1	0	0	0	0	0	0	0	0	1	0	0	0	0	.500	.500
Suzuki	.000	6	6	0	0	0	0	0	0	0	0	0	0	0	2	0	0	0	0	.000	.000
Swisher	.000	2	2	0	0	0	0	0	0	0	0	0	0	0	1	0	0	0	0	.000	.000
Teixeira	.500	2	2	0	1	2	1	0	0	0	0	0	0	0	0	0	0	0	0	1.000	.500
Wise	.167	6	6	0	1	2	1	0	0	0	0	0	0	0	0	0	0	0	0	.333	.167
TOTALS	.203		133	17	27	50	5	0	6	18	0	1	2	11	3	42	1	0	2	.376	.272

PLAYERS USED IN 2012 (45)

P (22): RHP David Aardsma, RHP Joba Chamberlain, RHP Cody Eppley, RHP Freddy Garcia, RHP Phil Hughes, RHP Ryota Igarashi, RHP Hiroki Kuroda, LHP Boone Logan, RHP Derek Lowe, RHP D.J. Mitchell, RHP Ivan Nova, LHP Andy Pettitte, RHP David Phelps, RHP Chad Qualls, RHP Clay Rapada, RHP Mariano Rivera, RHP David Robertson, LHP CC Sabathia, RHP Rafael Soriano, LHP Justin Thomas, RHP Cory Wade, RHP Adam Warren

C (3): Francisco Cervelli, Russell Martin, Chris Stewart

INF (9): Robinson Cano, Eric Chavez, Derek Jeter, Casey McGehee, Jayson Nix, Eduardo Nunez, Steve Pearce, Ramiro Pena, Alex Rodriguez, Mark Teixeira

OF (10): Chris Dickerson, Brett Gardner, Curtis Granderson, Raul Ibanez, Andruw Jones, Melky Mesa, Darnell McDonald, Ichiro Suzuki, Nick Swisher, Dewayne Wise

2012 Yankees Highs & Lows

CLUB

MOST RUNS, GAME -

15	NEW YORK AT BOSTON	4/21/2012
14	NEW YORK VS BOSTON	10/3/2012

MOST RUNS, GAME, BOTH CLUBS

24	NEW YORK (15) AT BOSTON (9)	4/21/2012
21	CHICAGO (14) AT NEW YORK (7)	6/29/2012

MOST RUNS, INNING

9	NEW YORK VS BOSTON	10/1/2012 (INNING 2)
7	NEW YORK VS TORONTO	9/20/2012 (INNING 4)
7	NEW YORK VS BALTIMORE	8/1/2012 (INNING 3)
7	NEW YORK AT BOSTON	4/21/2012 (INNING 7)

MOST HITS, GAME

18	NEW YORK AT DETROIT	8/8/2012
16	NEW YORK AT BOSTON	4/21/2012
17	NEW YORK VS OAKLAND	9/22/2012 (14 INN.)
16	NEW YORK VS BOSTON	10/2/2012 (12 INN.)

MOST HITS, GAME, BOTH CLUBS

33	NEW YORK (16) AT BOSTON (17)	4/21/2012
31	NEW YORK (18) AT DETROIT (13)	8/8/2012
32	OAKLAND (15) AT NEW YORK (17)	9/22/2012 (14 INN.)

MOST TOTAL BASES, GAME

30	NEW YORK VS BOSTON	10/3/2012
29	NEW YORK AT BOSTON	4/21/2012

MOST DOUBLES, GAME

6	NEW YORK VS TORONTO	8/29/2012
5	NEW YORK AT TORONTO	8/12/2012
5	NEW YORK AT OAKLAND	5/25/2012
5	NEW YORK VS CHICAGO	6/29/2012

MOST TRIPLES, GAME

2	NEW YORK AT BOSTON	7/6/2012
1	11 GAMES/CLUBS TIED	

MOST HOME RUNS, GAME

5	NEW YORK VS BOSTON	8/17/2012
5	NEW YORK AT BOSTON	4/20/2012
4	8 GAMES/CLUBS TIED	
4	NEW YORK VS TORONTO	8/27/2012 (11 INNINGS)

MOST HOME RUNS, GAME, BOTH CLUBS

9	ATLANTA (5) AT NEW YORK (4)	6/20/2012
8	LOS ANGELES (4) AT NEW YORK (4)	7/15/2012

MOST EXTRA BASE HITS, GAME

8	NEW YORK AT OAKLAND	5/25/2012
7	NEW YORK AT TORONTO	8/12/2012
7	NEW YORK VS BOSTON	10/3/2012
7	NEW YORK VS BOSTON	10/1/2012
7	NEW YORK VS NEW YORK (NL)	6/8/2012
7	NEW YORK AT BOSTON	9/12/2012
7	NEW YORK AT BOSTON	4/21/2012

MOST WALKS, GAME

9	NEW YORK VS DETROIT	4/29/2012
8	NEW YORK VS TORONTO	9/20/2012
8	NEW YORK VS TORONTO	9/19/2012
8	NEW YORK AT BOSTON	9/11/2012
8	NEW YORK AT BOSTON	4/21/2012
8	NEW YORK AT BALTIMORE	9/9/2012
9	NEW YORK AT WASHINGTON	6/16/2012 (14 INN.)
9	NEW YORK VS OAKLAND	6/17/2012 (14 INN.)

MOST WALKS, GAME, BOTH CLUBS

14	NEW YORK (7) AT TAMPA BAY (7)	4/6/2012
13	NEW YORK (7) AT TAMPA BAY (6)	4/7/2012
13	TORONTO (5) AT NEW YORK (8)	9/20/2012
15	OAKLAND (6) AT NEW YORK (9)	9/22/2012 (14 INN.)
14	NEW YORK (9) AT WASHINGTON (5)	6/16/2012 (14 INN.)

MOST STRIKEOUTS, GAME

15	NEW YORK AT TAMPA BAY	9/5/2012
15	NEW YORK AT CHICAGO	8/22/2012
14	NEW YORK AT ATLANTA	6/13/2012
14	NEW YORK AT DETROIT	8/6/2012
14	NEW YORK AT BALTIMORE	4/10/2012 (12 INN.)

MOST STRIKEOUTS, GAME, BOTH CLUBS

27	NEW YORK (11) AT TAMPA BAY (16)	7/4/2012
26	TORONTO (15) AT NEW YORK (11)	9/20/2012
29	NEW YORK (14) AT BALTIMORE (15)	4/10/2012 (12 INN.)
26	NEW YORK (12) AT OAKLAND (14)	7/22/2012 (12 INN.)

MOST STOLEN BASES, GAME

7	NEW YORK VS. TORONTO	9/19/2012
5	NEW YORK AT DETROIT	6/2/2012

MOST STOLEN BASES, GAME, BOTH CLUBS

7	TORONTO AT NEW YORK (7)	9/19/2012
6	NEW YORK (5) AT DETROIT (1)	6/2/2012

MOST DOUBLE PLAYS, GAME

3	NEW YORK VS BALTIMORE	9/1/2012
3	NEW YORK VS BALTIMORE	7/30/2012
3	NEW YORK VS LOS ANGELES	4/13/2012
3	NEW YORK AT BOSTON	8/6/2012
3	NEW YORK AT DETROIT	6/1/2012
3	NEW YORK AT BOSTON	7/7/2012
2	23 GAMES/CLUBS TIED	
5	NEW YORK VS BOSTON	7/29/2012 (10 INN.)

MOST DOUBLE PLAYS, GAME, BOTH CLUBS

5	NEW YORK (2) AT TAMPA BAY (3)	7/2/2012
5	NEW YORK (2) AT TAMPA BAY (3)	4/7/2012
5	BALTIMORE (3) AT NEW YORK (2)	8/1/2012
5	SEATTLE (3) AT NEW YORK (2)	5/13/2012
5	NEW YORK (2) AT BALTIMORE (3)	4/9/2012
4	8 GAMES/CLUBS TIED	
6	BOSTON (1) AT NEW YORK (5)	7/29/2012 (10 INN.)

MOST ERRORS, GAME

4	NEW YORK AT BOSTON	7/7/2012
3	NEW YORK AT NEW YORK (NL)	6/24/2012
3	NEW YORK AT TAMPA BAY	7/3/2012
3	NEW YORK VS OAKLAND	9/23/2012
3	NEW YORK VS TORONTO	8/29/2012
3	NEW YORK VS TAMPA BAY	6/7/2012

MOST ERRORS, GAME, BOTH CLUBS

6	NEW YORK (4) AT BOSTON (2)	7/7/2012
5	NEW YORK (3) AT NEW YORK (2)	6/24/2012
5	OAKLAND (2) AT NEW YORK (3)	9/23/2012

MOST LEFT ON BASE, GAME

15	NEW YORK VS DETROIT	4/29/2012
12	NEW YORK AT WASHINGTON	6/17/2012
12	NEW YORK AT TAMPA BAY	4/6/2012
12	NEW YORK VS TORONTO	9/19/2012
12	NEW YORK AT DETROIT	6/2/2012
12	NEW YORK AT CHICAGO	8/20/2012
12	NEW YORK AT LOS ANGELES	5/29/2012
17	NEW YORK VS OAKLAND	9/22/2012 (14 INN.)
14	NEW YORK VS BOSTON	10/2/2012 (12 INN.)
13	NEW YORK AT WASHINGTON	6/16/2012 (14 INN.)
12	NEW YORK AT BALTIMORE	4/10/2012 (12 INN.)

MOST LEFT ON BASE, GAME, BOTH CLUBS

23	NEW YORK (11) AT BOSTON (12)	7/8/2012
22	NEW YORK (12) AT TAMPA BAY (10)	4/6/2012
30	OAKLAND (13) AT NEW YORK (17)	9/22/2012 (14 INN.)
24	NEW YORK (13) AT WASHINGTON (11)	6/16/2012 (14 INN.)
23	BOSTON (9) AT NEW YORK (14)	10/2/2012 (12 INN.)

MOST INNINGS, GAME

14	WASHINGTON VS NEW YORK	6/16/2012
14	NEW YORK VS OAKLAND	9/22/2012
12	OAKLAND VS NEW YORK	7/22/2012
12	NEW YORK VS BOSTON	10/2/2012
12	BALTIMORE VS NEW YORK	4/10/2012

LONGEST TIME, GAME

4:02	BOSTON VS NEW YORK	7/8/2012
3:59	BOSTON VS NEW YORK	7/6/2012
5:43	NEW YORK VS OAKLAND	9/22/2012 (14 INN.)
4:49	WASHINGTON VS NEW YORK	6/16/2012 (14 INN.)
4:38	BALTIMORE VS NEW YORK	4/10/2012 (12 INN.)
4:09	NEW YORK VS BOSTON	10/2/2012 (12 INN.)

SHORTEST TIME, GAME

2:12	NEW YORK VS TORONTO	7/18/2012 (7 INN.)
2:22	OAKLAND VS NEW YORK	7/21/2012
2:22	NEW YORK VS BALTIMORE	4/30/2012

HIGHEST ATTENDANCE, GAME

49,573	NEW YORK VS BOSTON	7/28/2012
49,571	NEW YORK VS BOSTON	7/27/2012

LONGEST WINNING STREAK

10	NEW YORK	6/8/2012 THRU 6/18/2012
7	NEW YORK	9/15/2012 THRU 9/22/2012

LONGEST LOSING STREAK

4	NEW YORK	7/19/2012 THRU 7/22/2012
4	NEW YORK	7/28/2012 THRU 7/31/2012

INDIVIDUAL BATTING

LONGEST HITTING STREAK

23	Cano	NEW YORK	6/24/2012 THRU 7/20/2012
19	Jeter	NEW YORK	9/4/2012 THRU 9/25/2012

MOST RUNS, GAME

3	11 PLAYERS TIED		
3	Suzuki	NEW YORK VS OAKLAND	9/22/2012 (14 INN)
3	Rodriguez	NEW YORK VS OAKLAND	9/22/2012 (14 INN)

MOST HTS, GAME

5	Granderson	NEW YORK VS MINNESOTA	4/19/2012
4	Cano	NEW YORK VS BOSTON	10/3/2012
4	Suzuki	NEW YORK VS TORONTO	9/19/2012
4	Jeter	NEW YORK AT CHICAGO	8/20/2012
4	Teixeira	NEW YORK AT OAKLAND	5/26/2012
4	Cano	NEW YORK VS SEATTLE	5/11/2012
4	Jeter	NEW YORK AT KANSAS CITY	5/3/2012
4	Jeter	NEW YORK AT TEXAS	4/23/2012
4	Jeter	NEW YORK AT BALTIMORE	4/9/2012

MOST TOTAL BASES, GAME

14	Granderson	NEW YORK VS MINNESOTA	4/19/2012
10	Cano	NEW YORK VS BOSTON	10/3/2012
10	Teixeira	NEW YORK AT OAKLAND	5/26/2012
10	Teixeira	NEW YORK AT BOSTON	4/21/2012
10	Ibanez	NEW YORK VS OAKLAND	9/22/2012 (14 INN)

MOST DOUBLES, GAME

2	18 PLAYERS TIED		
2	Cano	NEW YORK AT BALTIMORE	4/10/2012 (12 INN)

MOST TRIPLES, GAME

1	13 PLAYERS TIED		
---	-----------------	--	--

MOST HOME RUNS, GAME

3	Granderson	NEW YORK VS MINNESOTA	4/19/2012
2	15 PLAYERS TIED		
2	Ibanez	NEW YORK VS OAKLAND	9/22/2012 (14 INN)
2	Cano	NEW YORK VS TORONTO	8/27/2012 (11 INN)

MOST EXTRA BASES, GAME

3	Cano	NEW YORK VS BOSTON	10/1/2012
3	Teixeira	NEW YORK AT BOSTON	4/21/2012
3	Granderson	NEW YORK VS MINNESOTA	4/19/2012
2	63 PLAYERS TIED		
3	Ibanez	NEW YORK VS OAKLAND	9/22/2012 (14 INN)
2	Cano	NEW YORK VS TORONTO	8/27/2012 (11 INN)
2	Cano	NEW YORK AT BALTIMORE	4/10/2012 (12 INN)

MOST RUNS BATTED IN, GAME

6	Cano	NEW YORK VS BOSTON	10/3/2012
6	Swisher	NEW YORK AT BOSTON	4/21/2012
6	Teixeira	NEW YORK AT BOSTON	4/21/2012
5	Granderson	NEW YORK AT BALTIMORE	9/9/2012
5	Swisher	NEW YORK VS TEXAS	8/13/2012
5	Suzuki	NEW YORK AT TORONTO	8/10/2012
5	Teixeira	NEW YORK VS LOS ANGELES	7/13/2012
5	Teixeira	NEW YORK AT OAKLAND	5/26/2012

MOST STOLEN BASES, GAME

4	Suzuki	NEW YORK VS TORONTO	9/19/2012
3	Nunez	NEW YORK VS TAMPA BAY	9/16/2012

INDIVIDUAL PITCHING

MOST STRIKEOUTS, GAME (STARTER)

12	Sabathia	NEW YORK VS TAMPA BAY	6/7/2012
12	Nova	NEW YORK VS CINCINNATI	5/19/2012
11	Kuroda	NEW YORK VS CHICAGO	6/30/2012
11	Sabathia	NEW YORK VS OAKLAND	9/21/2012

MOST STRIKEOUTS, GAME (RELIEVER)

5	Phelps	NEW YORK VS CHICAGO	6/29/2012
4	Chamberlain	NEW YORK AT BALTIMORE	9/9/2012
4	Lowe	NEW YORK VS TEXAS	8/13/2012
4	Phelps	NEW YORK AT OAKLAND	7/19/2012
4	Rapada	NEW YORK VS ATLANTA	6/20/2012
4	Logan	NEW YORK VS SEATTLE	5/12/2012
4	Logan	NEW YORK VS MINNESOTA	4/18/2012
4	Phelps	NEW YORK VS LOS ANGELES	4/14/2012
4	Phelps	NEW YORK AT BALTIMORE	4/10/2012 (12 INN)
4	Wade	NEW YORK AT BALTIMORE	4/10/2012 (12 INN)

MOST INNINGS, GAME (STARTER)

9	Kuroda	NEW YORK VS TEXAS	8/14/2012
9	Sabathia	NEW YORK VS SEATTLE	8/3/2012
9	Sabathia	NEW YORK VS ATLANTA	6/18/2012
9	Hughes	NEW YORK AT DETROIT	6/3/2012
8.1	Kuroda	NEW YORK VS BALTIMORE	8/31/2012

MOST INNINGS, GAME (RELIEVER)

5.1	Phelps	NEW YORK VS LOS ANGELES	4/14/2012
4	Lowe	NEW YORK VS TEXAS	8/13/2012
4	Phelps	NEW YORK AT BOSTON	4/21/2012

MOST HOME RUNS ALLOWED, GAME

4	Hughes	NEW YORK VS ATLANTA	6/20/2012
3	Sabathia	NEW YORK AT BALTIMORE	9/8/2012
3	Garcia	NEW YORK AT TAMPA BAY	9/4/2012
3	Hughes	NEW YORK VS BOSTON	7/27/2012
3	Nova	NEW YORK VS LOS ANGELES	7/15/2012
3	Kuroda	NEW YORK AT TORONTO	5/16/2012

LONGEST WINNING STREAK

6	Sabathia	NEW YORK	6/12/2012 THRU 8/24/2012
5	Nova	NEW YORK	5/25/2012 THRU 6/17/2012
5	Sabathia	NEW YORK	4/17/2012 THRU 5/10/2012

LONGEST LOSING STREAK

4	Robertson	NEW YORK	7/29/2012 THRU 9/11/2012
3	Robertson	NEW YORK	5/9/2012 THRU 7/2/2012
3	Nova	NEW YORK	7/15/2012 THRU 8/6/2012
3	Sabathia	NEW YORK	8/29/2012 THRU 9/14/2012
3	Garcia	NEW YORK	7/19/2012 THRU 7/30/2012

MOST CONSECUTIVE SCORELESS INNINGS

16.1	Kuroda	NEW YORK	8/9/2012 THRU 8/9/2012
13	Robertson	NEW YORK	4/6/2012 THRU 5/19/2012

YANKEES BY THE NUMBERS, 2012

Pre-All-Star Break	52-33
Post-All-Star Break	43-34
vs. LH starters	37-24
vs. RH starters	58-43
Yankees Score First	59-27
Opponents Score First	36-40
Yankees Score 4 Runs or More	83-27
Yankees Score 3 Runs or Fewer	12-40
Yankees Outhit Opp.	66-12
Opp. Outhits Yankees	20-50
Hit Totals Are Even	9-5
On Grass	89-55
On Turf	6-12
Day	33-20
Night	62-47
Series Record	30-15-7
Series Record, home	17-7-2
Series Record, road	13-8-5
Series Openers	32-20
Series Finales	34-18
vs. AL East	41-31
vs. AL Central	21-16
vs. AL West	20-15
vs. NL	15-5



Yankees outfielders Curtis Granderson [L], Brett Gardner [C] and Nick Swisher [R] celebrate a Yankees victory.

Yankees Pitchers as Batters

	AVG	AB	R	H	HR	RBI	BB	K	SH	Last Hit	Last RBI
Chamberlain	.000	5	0	0	0	0	1	2	2	---	---
In 2012	---	---	---	---	---	---	---	---	---	---	---
In postseason	---	---	---	---	---	---	---	---	---	---	---
Eppley	---	---	---	---	---	---	---	---	---	---	---
In 2012	---	---	---	---	---	---	---	---	---	---	---
In postseason	---	---	---	---	---	---	---	---	---	---	---
Garcia	.174	69	1	12	0	4	2	21	17	5/28/07 vs. ARI (D. Davis)	5/12/07 vs. CHC
In 2012	.000	1	0	0	0	0	0	1	0	---	---
In postseason	.000	2	0	0	0	0	0	0	0	---	---
Hughes	.000	3	0	0	0	0	0	1	1	---	---
In 2012	.000	2	0	0	0	0	0	1	0	---	---
In postseason	---	---	---	---	---	---	---	---	---	---	---
Kuroda	.105	200	7	21	0	3	13	69	32	9/22/11 vs. SF (Bumgarner)	8/30/11 vs. SD
In 2012	.000	2	0	0	0	0	0	1	0	---	---
In postseason	.000	6	0	0	0	0	0	3	0	---	---
Logan	---	0	0	0	0	0	0	0	1	---	---
In 2012	---	---	---	---	---	---	---	---	---	---	---
In postseason	---	---	---	---	---	---	---	---	---	---	---
Lowe	.149	436	30	65	1	25	29	129	67	6/24/12 off Happ	8/31/11 vs. WAS
In 2012	.500	4	0	2	0	0	0	0	0	---	---
In postseason	.083	12	0	1	0	0	2	6	2	10/13/08 vs. PHI, LCS G4 (Blanton)	---
Nova	.091	11	0	1	0	0	0	10	3	6/11/12 at ATL (Delgado)	---
In 2012	.143	7	0	1	0	0	0	6	2	---	---
In postseason	---	---	---	---	---	---	---	---	---	---	---
Pettitte	.139	194	6	27	1	13	6	65	34	6/22/12 at NYM (Niese)	6/19/09 at FLA
In 2012	.250	4	0	1	0	0	0	2	1	---	---
In postseason	.158	19	2	3	0	1	0	7	5	10/31/09 at PHI, WSG3 (off Hamels)	10/31/09 at PHI - WSG3
Robertson	---	---	---	---	---	---	---	---	---	---	---
In 2012	---	---	---	---	---	---	---	---	---	---	---
In postseason	---	---	---	---	---	---	---	---	---	---	---
Sabathia	.238	105*	7	25	3	14	1	28	3	5/23/10 at NYM (Santana)	6/26/09 at NYM
In 2012	.000	5	0	0	0	0	0	1	0	---	---
In postseason	.000	5	0	0	0	0	0	3	0	---	---
Soriano	.000	4	0	0	0	0	0	1	0	---	---
In 2012	---	---	---	---	---	---	---	---	---	---	---
In postseason	---	---	---	---	---	---	---	---	---	---	---

*Includes an AB as a pinch-hitter on 6/20/03 at Pittsburgh (infield single)

HOME RUNS BY YANKEE PITCHERS

No Yankee pitcher has ever homered in a postseason game...the first home run hit by a Yankee pitcher was by Clark Griffith on July 14, 1903...the last was hit by Lindy McDaniel on September 28, 1972 off Mickey Lolich at Detroit.

Yankees 2012 Lineups

The Yankees used 108 different batting orders in 2012. The team used their Opening Day lineup just once after the first game of the season (also April 11 at Baltimore).

Opening Day Lineup:

1. Jeter SS
2. Granderson CF
3. Cano 2B
4. Rodriguez 3B
5. Teixeira 1B
6. Swisher RF
7. Ibanez DH
8. Martin C
9. Gardner LF

2012 Game Summaries

April 2012 Yankees: 13-9 Home: 7-4 • Road: 6-5 (through games through 4/30)				
Team	W	L	Pct.	GB
Tampa Bay	15	9	.652	-
Baltimore	14	9	.609	1.0
YANKEES	13	9	.591	1.5
Toronto	12	11	.522	3.0
Boston	11	11	.500	3.5

Friday, April 6**at Tampa Bay, Lost, 6-7****0-1, T4th, -1.0****WP:** Rodney (1-0)**LP:** Rivera (0-1)**SV:** None

The Yankees were defeated on Opening Day at Tampa Bay, 7-6, in "back-off" fashion... came back from a 4-0 deficit after the top of the first to lead, 6-5, from the fourth inning through the eighth... **LHP CC Sabathia** made his fourth OD start as a Yankee and the ninth of his career, allowing 5ER in 6.0IP (8H, 3BB/1IBB, 7K, 2HR)... allowed a first-inning grand slam to Carlos Pena, marking his first career grand slam surrendered to a left-handed hitter... **DH Raul Ibanez** (1-for-5) made his Yankees debut and drove in four runs on a second-inning ground out and a third inning, three-run HR... **3B Alex Rodriguez** (2-for-3) reached base four times in five plate appearances and scored twice (single, double, 2BB)... **RHP Rafael Soriano** tossed a scoreless seventh (1.0IP, 1BB, 1K)... **RHP David Robertson** (1.0IP, 1H, 1BB, 3K) tossed a scoreless eighth, recording all three of his outs via strikeout... **RHP Mariano Rivera** took the loss with a blown save, allowing 2ER in 0.1IP in the ninth (3H, 2IBB, 1K)... snapped a streak of converting 27 consecutive saves against Tampa Bay.

Saturday, April 7**at Tampa Bay, Lost, 6-8****0-2, T4th, -2.0****WP:** Price (1-0)**LP:** Kuroda (0-1)**SV:** Rodney (1)

The Yankees lost at Tampa Bay, 8-6... Yankees pitchers surrendered runs in five separate innings... **RHP Hiroki Kuroda** made his debut with the Yankees and took the loss, allowing 6R/4ER in 5.2IP (8H, 4BB, 2K, 1HR)... **RF Nick Swisher** (1-for-3) reached base safely three times, with 2BB and a three-run HR with two out in the ninth... **C Russell Martin** (0-for-1) scored a run and had 3BB... **LHP Clay Rapada** made his Yankees debut, allowing 2ER in 0.2IP (2H, 2B).

Sunday, April 8**at Tampa Bay, Lost, 0-3****0-3, T4th, -3.0****WP:** Hellickson (1-0)**LP:** Hughes (0-1)**SV:** Rodney (2)

The Yankees lost on Sunday at Tampa Bay, 3-0... Yankees batters totaled just 3H—all of which were doubles... marked the first time the Yankees totaled three-or-more hits in a game without a single since a 5-4 win on 7/31/10 at Tampa Bay (6H: 3 doubles and 3HR)... **RHP Phil Hughes** started and allowed 2ER in 4.2IP (5H, 2BB, 5K, 1HR)... **3B Alex Rodriguez** (1-for-3), **1B Mark Teixeira** (1-for-3) and **DH Nick Swisher** (1-for-3) each had 1 double and 1BB... **RHP David Phelps** made his Major League debut with 0.2 scoreless IP (1K).

Monday, April 9**at Baltimore, Won, 6-2****1-3, T4th, -2.5****WP:** Nova (1-0)**LP:** Matusz (0-1)**SV:** None

The Yankees picked up their first win of the season, defeating the Orioles, 6-2, at Camden Yards... Yankees pitchers combined for 10K while not walking any batters... **RHP Ivan Nova** earned the win in his first start of the season, allowing 2ER in 7.0IP (10H, 0BB, 7K, 1HR)... was his 13th consecutive winning decision, dating to 6/10/11... **SS Derek Jeter** (4-for-4) scored 1R and had 1 double, 1RBI and 1SH for the Yankees' first four-hit game of the season... **LF Andrew Jones** (1-for-2) hit a solo HR in the sixth... **RHP Mariano Rivera** tossed a scoreless ninth in a non-save situation (1.0IP, 1H, 1K).

Tuesday, April 10**at Baltimore, Won, 5-4 (12)****2-3, 4th, -1.5****WP:** Rapada (1-0)**LP:** Strop (0-1)**SV:** Rivera (1)

The Yankees won their first extra-inning game of the season, defeating Baltimore, 5-4 in 12 innings at Camden Yards... **RHP Freddy Garcia** made his first start of the season, allowing 4R/3ER in 4.2IP (4H, 3BB, 3K, 1HR, 5WP)... his SWP tied the AL single-game record (third time, also Detroit's Jack Morris on 8/3/87-10 inn vs. Kansas City; and Detroit's Charlie Wheatley on 9/27/12 at Cleveland) while setting a Yankees franchise record... **SS Derek Jeter** (2-for-6) lead off the game with a solo HR -- his 25th career leadoff HR -- surpassing Rickey Henderson (24) to set a new franchise record... **2B Robinson Cano** (3-for-6) scored 2R and had 2 doubles... **PH/DH Raul Ibanez** (2-for-3) drove in the winning run with a game-ruled double... **LHP Clay Rapada** earned his first win as a Yankee (0.2IP, 1K)... **RHP Mariano Rivera** recorded his first save of 2012 with a scoreless 12th inning (1.0IP, 2K).

Wednesday, April 11**at Baltimore, Won, 6-4 (10)****3-3, T3rd, -1.5****WP:** Soriano (1-0)**LP:** Gregg (0-1)**SV:** Rivera (2)

The Yankees completed a three-game sweep at Baltimore with a 6-4, 10-inning win... along with the previous 5-4, 12-inning win at Baltimore, marked the first time the Yankees have won back-to-back extra inning games on the road since 7/16-17/01 at Philadelphia... was the Yankees' first multi-homer game of the season... **LHP CC Sabathia** started and allowed 4ER in 6.0IP (8H, 2BB, 8K)... **CF Curtis Granderson** (2-for-5) had 3RBI on a two-run, first-inning HR and a seventh-inning RBI single... **RF Nick Swisher** (1-for-5) provided the margin of victory with a two-run HR in the 10th... **RHP Rafael Soriano** recorded the win, tossing 1.1 scoreless IP (1H, 2BB, 2K)... **RHP Mariano Rivera** pitched for third straight day, recording the save (1.0IP, 1H, 1K) for the second straight game.

Thursday, April 12**Off Day****3-3, T3rd, -1.0****Friday, April 13****vs. Los Angeles-AL, Won, 5-0****4-3, T1st, --****WP:** Kuroda (1-1)**LP:** Santana (0-2)**SV:** None

The Yankees won their home opener, defeating the Angels, 5-0... former Yankees catcher Jorge Posada threw out the ceremonial first pitch... was the Yankees' first shutout win of 2012... **RHP Hiroki Kuroda** made his second start of the season in his first ever start at Yankee Stadium, tossing 8.0 scoreless IP (5H, 2BB, 6K)... according to the *Elias Sports Bureau*, Kuroda was the first Yankees starter to throw at least 8.0 scoreless IP in a home season opener since Rick Rhoden on 4/5/88 vs. Minnesota (9.0IP, CG in 8-0 Yankees win)... became the first Yankees starter with at least 8.0 scoreless IP in his first start at Yankee Stadium (original or current) since Bob Shirley on 4/27/83 vs. Kansas City (9.0IP, CG in 6-0 Yankees win)... **RF Nick Swisher** (2-for-4) had a bases-clearing double in the first inning... **3B Alex Rodriguez** (3-for-4) hit a solo HR in the third inning, marking his first HR of the season... was the 630th HR of his career, tying Ken Griffey Jr. for fifth place on Baseball's all-time list.

Saturday, April 14**vs. Los Angeles-AL, Lost, 7-1****4-4, T2nd, -1.0****WP:** Wilson (2-0)**LP:** Hughes (0-2)**SV:** None

The Yankees lost, 7-1, snapping their four-game winning streak... Yankees batters were held without an extra-base hit for the first time this season... were 1-for-11 with RISP... **RHP Phil Hughes** allowed 6ER in 3.1IP (2BB, 6K, 2HR) in falling to 0-2 this season... **2B Robinson Cano** (1-for-4) drove in the Yankees' only run with a fifth-inning single... was his first RBI of the season... **SS Derek Jeter** (2-for-5) was the only Yankee to record a multi-hit game... **RHP David Phelps** made his Yankee Stadium debut and allowed just three baserunners in 5.1IP (1H, 1ER, 2BB, 4K, 1WP, 1HR)... became one of just three Yankees to have a relief appearance longer than 5.0 innings since 2006 (Hector Noesi, 6.0IP on 6/7/11 vs. Boston; and Kei Igawa, 6.0IP on 4/28/07 vs. Boston).

Sunday, April 15
vs. Los Angeles-AL, Won, 11-5 **5-4, T1st, --**
WP: Nova (2-0) **LP:** Williams (0-1) **SV:** None

The Yankees defeated Los Angeles-AL, 11-5, on the 65th anniversary of Jackie Robinson breaking the color barrier... led 8-1 after four innings... each Yankee batter reached base safely... **RHP Ivan Nova** started and won his 14th consecutive decision, allowing 4ER in 6.0IP (8H, 2BB, 8K, 2HR)... **SS Derek Jeter** (2-for-5) had a third-inning double and a three-run HR in the fourth... **RF Nick Swisher** (1-for-3) had 2RBI, driving in runs on a third-inning sac fly and a seventh-inning single... **DH Raul Ibanez** (2-for-4) had 3RBI on a run-scoring single in the second and a two-run seventh-inning HR that landed in the Suite Level between the second and third decks in right field.

Monday, April 16
vs. Minnesota, Lost, 7-3 **5-5, T3rd, -1.0**
WP: Pavano (1-0) **LP:** Garcia (0-1) **SV:** None

The Yankees lost, 7-3, vs. Minnesota... Yankees pitchers allowed 14H... Yankees batters had just three hits from the fourth inning on... **RHP Freddy Garcia** started and took the loss, allowing 5ER in 5.2IP (9H, 0BB, 5K, 1HR)... **SS Derek Jeter** (2-for-4) and **CF Curtis Granderson** (2-for-4) led off the Yankees' half of the first inning with a pair of solo-HRs (sixth time in franchise history, first since Jeter/Cano on 9/23/05 vs. Toronto)... **1B Mark Teixeira** (2-for-4) singled home a run in the first to round out the Yankees' scoring for the game.

Tuesday, April 17
vs. Minnesota, Win, 8-3 **6-5, 3rd, -1.0**
WP: Sabathia (1-0) **LP:** Liriano (0-2) **SV:** None

The Yankees defeated Minnesota, 8-3, at Yankee Stadium... **LHP CC Sabathia** started and earned his first win of the season, allowing 3ER in 7.1IP (4H, 1BB, 7K, 1HR, 1BK)... did not allow a hit to his final 17 batters faced (1BB, 1E)... **C Chris Stewart** (2-for-4) had a career-high 3RBI, including a go-ahead, two-run, bases-loaded single in the third and a run-scoring single in the seventh... **SS Derek Jeter** (1-for-4) had 2RBI on a sac fly in the third and a run-scoring single in the fifth... **RF Andrew Jones** (2-for-5) hit a solo-HR in the fourth inning... **RHP David Robertson** (0.2IP, 1H, 1K) and **RHP Cory Wade** (1.0IP, 1K) combined for 1.2IP of scoreless relief.

Wednesday, April 18
vs. Minnesota, Lost, 6-5 **6-6, T3rd, -1.0**
WP: Marquis (1-0) **LP:** Kuroda (2-2) **SV:** Capps (3)

The Yankees lost, 6-5, vs. Minnesota... the teams combined for seven first-inning runs (MIN 4-NYY 3)... guaranteed a non-winning home season series, marking the Yankees' first such series vs. Minnesota since 5/8-10/01... **RHP Hiroki Kuroda** started and took the loss, allowing 6ER and a career-high-tying 10H (4.1IP, 0BB, 4K, 2HR)... **2B Robinson Cano** (2-for-4) had 2RBI, with a run-scoring double in the first and a solo HR in the third (his first HR of the season)... **SS Derek Jeter** (3-for-5) hit a solo-HR in the ninth... the Yankees bullpen combined for 4.2 scoreless IP... **LHP Boone Logan** tossed 2.0 scoreless IP (1H, 1BB, 4K)... marked the third time in 285 career appearances that he recorded at least 4K (also 8/25/11 vs. Oakland-4K; and 5/2/06 w/ Chicago-AL at Cleveland-5K).

Thursday, April 19
vs. Minnesota, Won, 7-6 **7-6, T2nd, -1.0**
WP: Hughes (1-2) **LP:** Swarzak (0-3) **SV:** Rivera (3)

The Yankees defeated Minnesota, 7-6, at Yankee Stadium... the teams combined for seven first-inning runs for the second straight game (MIN 4-NYY 3 after 1st inn)... **RHP Phil Hughes** started and was credited with the win, allowing 6R/2ER in 5.1IP (6H, 2BB, 4K, 1WP, 1HR)... **CF Curtis Granderson** (5-for-5) homered in each of his first three AB and singled in both of his other PAs, tying his career high in hits (third time)... marked his first career 3HR game and was the first 3HR game in the history of the current Yankee Stadium... **1B Mark Teixeira** (2-for-4) hit his first HR of the season -- a two-run HR in the first... **SS Derek Jeter** (1-for-5) singled in a run in the second, marking his fifth straight game with at least 1RBI... Yankees relievers combined to toss 3.2 scoreless IP (4H, 0BB, 4K)... **RHP Mariano Rivera** tossed a scoreless ninth (1.0IP) to record his third save of the season... was his first appearance since 4/11 at Baltimore.

Friday, April 20
at Boston, Won, 6-2 **8-6, T1st, --**
WP: Nova (3-0) **LP:** Buchholz (1-1) **SV:** None

The Yankees defeated Boston, 6-2, following ceremonies celebrating the 100th anniversary of Fenway Park... wore throwback 1912 uniforms, marking the second time in franchise history the club wore something other than their contemporary uniform in an official game (also wore uniforms of Negro Leagues' NY Black Yankees on 6/8/96 at Detroit)... Yankees pitchers combined for 10K with 0BB... **RHP Ivan Nova** improved to 3-0 this season, allowing 2ER in 6.0IP (7H, 0BB, 5K, 1HP, 1HR) in winning his 15th consecutive decision... **3B Eric Chavez** (2-for-4) hit two solo HRs (in his first two ABs), marking his 16th career multi-HR game and first since 4/11/06 w/ Oakland at Minnesota... **3B Alex Rodriguez** (2-for-5) hit his 631st career HR in the fifth inning to surpass Ken Griffey Jr. (630) for sole possession of fifth place on baseball's all-time HR list... **SS Derek Jeter** (1-for-5) extended his hitting streak to 11 games with his 3,111th career hit to surpass boyhood idol Dave Winfield (3,110) for sole possession of 18th place on Baseball's all-time list.

Saturday, April 21
at Boston, Won, 15-9 **9-6, T1st, --**
WP: Soriano (2-0) **LP:** Aceves (0-1) **SV:** None

The Yankees came back from a 9-0 deficit for a 15-9 victory at Fenway Park, scoring 15 unanswered runs over the final four innings... recorded 16H and 15R with four players recording 3H apiece (Jeter, Swisher, Teixeira and Nunez)... seven different players scored multiple runs... **RF Nick Swisher** (3-for-6) hit a grand slam (fifth of his career) and a go-ahead two-run double in the eighth inning, collecting a career-high 6RBI... **1B Mark Teixeira** (3-for-6) homered from both sides of the plate for the 13th time in his career in his 34th career multi-homer game, recorded a season-high 6RBI and scored 3R... **RHP Freddy Garcia** (1.2IP, 7H, 5ER, 0BB, 0K) tied for the second-shortest start of his career.

» Tied a franchise record for the largest deficit overcome in a win—fifth time, second at Fenway Park (also 4/18/50, the only other time the Yankees have rallied back from a nine-run deficit in the sixth inning or later: trailed, 9-0, in the sixth inning before scoring 4R in the sixth, 9R in the eighth and 2R in the ninth for a 15-10 win).
» Scored 7R in the seventh and 7R in the eighth, just the second time in franchise history the team scored at least 7R in back-to-back innings (also 6/19/2000).

» According to *Elias*, marked the second time in the Modern Era (since 1900) that a team trailed by at least nine runs and ended up winning the game by at least six runs—also 6/12/1938, the Tigers trailed the Washington Senators, 11-1, but rallied to win, 18-12.

Sunday, April 22
at Boston, Postponed (Rain) **9-6, T1st, --**

Monday, April 23
at Texas, Won, 7-4 **10-6, T1st, --**
WP: Sabathia (2-0) **LP:** Holland (2-1) **SV:** Rivera (4)

The Yankees defeated Texas, 7-4, at Rangers Ballpark... **LHP CC Sabathia** improved to 2-0, allowing 4ER in 8.0IP (7H, 1BB, 8K, 1HR)... **SS Derek Jeter** (4-for-5) matched his season high in hits, scored 2R and drove in a run on a sixth-inning double... **CF Curtis Granderson** (1-for-3) had a 2R first-inning single... **3B Alex Rodriguez** (1-for-2) had a three-run HR in the fifth... **RHP Mariano Rivera** recorded his fourth save, tossing a perfect ninth inning (1.0IP).

Tuesday, April 24
at Texas, Lost, 0-2 **10-7, T1st, --**
WP: Darvish (3-0) **LP:** Kuroda (1-3) **SV:** Nathan (5)

The Yankees were shut out for the second this season, falling, 2-0, at Texas... the pitching matchup of Kuroda vs. Darvish marked just the seventh time in MLB history that two Japanese-born pitchers started against each other... despite the loss, Yankees batters tied a season-low in allowing just five combined hits (also 4/17 vs. Minnesota and 4/13 vs. Los Angeles-AL)... **RHP Hiroki Kuroda** allowed 2ER in 6.2IP (5H, 2BB, 5K, 1WP, 1HR) in falling to 1-3 on the season... **SS Derek Jeter** (2-for-4) and 2B Robinson Cano (2-for-4) each had a single and a double, marking the Yankees' only extra-base hits of the game.

Wednesday, April 25

at Texas, **Lost, 3-7** **10-8, T3rd, -1.0**
WP: Ross (4-0) **LP:** Hughes (1-3) **SV:** None

The Yankees lost, 7-3, at Texas... Yankees pitchers allowed 3HR... **RHP Phil Hughes** started and took the loss, falling to 1-3... allowed 4ER in 2.2IP (5H, 0BB, 2K, 2HP, 1HR)... **LF Raul Ibanez** (2-for-4) had 2RBI, with a run-scoring double in the fourth and a solo HR in the seventh... **DH Eric Chavez** (0-for-3) drove in the Yankees' other run with a fourth-inning sacrifice fly... **SS Derek Jeter** (2-for-4) extended his hitting streak to 15 games.

Thursday, April 26

Off Day **10-8, 3rd, -1.5**

Friday, April 27

vs. Detroit, **Won, 7-6** **11-8, 3rd, -1.5**
WP: Rivera (1-1) **LP:** Villarreal (0-1) **SV:** None

The Yankees defeated Detroit, 7-6, winning on a "walk-off" passed ball in the ninth... was their first "walk-off" win of the season... overcame two, two-run deficits (3-1 and 6-4)... the Yankees bullpen tossed 3.2 scoreless innings (2H, 2BB, 4K)... **RHP Ivan Nova** (5.1IP, 11H, 6ER, 3BB, 5K, 1WP) started and did not figure in the decision, keeping his 15-game winning streak intact... **DH Alex Rodriguez** (3-for-4) had a run-scoring single in the first and a solo HR in the fourth... was his 288th HR as a Yankee, surpassing Bernie Williams (287) for sole possession of sixth place in franchise history... **SS Derek Jeter** (0-for-4) had his 15-game hitting streak snapped but scored the game-winning run in the ninth after walking, advancing to third on a wild pitch, and scoring a passed ball... **RHP Mariano Rivera** tossed a perfect ninth and was credited with his first win of the season (1.0IP, 1K)... was his 1,050th career appearance, tying Kent Tekulve for eighth place on Baseball's all-time list... **Manager Joe Girardi** was ejected from the game in the bottom of the seventh inning.

Saturday, April 28

vs. Detroit, **Lost, 5-7** **11-9, 3rd, -1.5**
WP: Smyly (1-0) **LP:** Garcia (0-2) **SV:** None

The Yankees fell to Detroit, 7-5, at Yankee Stadium... scored 3R in the ninth inning as their rally fell short... had just one hit through the first six innings (Swisher solo HR)... **RHP Freddy Garcia** allowed 6ER 1.2IP (5H, 2BB, 3K, 1HR), marking the second straight start he failed to complete 2.0IP (also 1.2IP on 4/21 at Boston) and the first time in his career that happened to him in back-to-back starts... **RF Nick Swisher** (2-for-4) hit solo HRs in the first and ninth innings, homering from both sides of the plate in the same game for the 11th time in his career... **CF Curtis Granderson** (2-for-4) had 2RBI with a seventh-inning solo HR and a run-scoring single in the ninth... the Yankees bullpen permitted to allow just 1ER in 7.1IP (2H, 2BB, 5K, 1HR)... **RHP David Phelps** tossed 3.0 scoreless IP without allowing a hit (1BB, 2K).

Sunday, April 29

vs. Detroit, **Won, 6-2** **12-9, 3rd, -1.5**
WP: Sabathia (3-0) **LP:** Scherzer (1-3) **SV:** None

The Yankees defeated Detroit, 6-2, in the final game of their three-game series at Yankee Stadium... Yankees batters reached base in every inning and left a season-high 15 runners on base... also drew a season-high-tying 9BB... **LHP CC Sabathia** started and earned the win to improve to 3-0, allowing 2ER in 8.0IP (4H, 2BB, 8K, 1HR)... **CF Curtis Granderson** (1-for-3) had 2RBI, forcing in a run with a second-inning walk (also his 500th career RBI) and a fourth-inning solo HR... **3B Alex Rodriguez** (1-for-4) had 2RBI with a run-scoring single in the second and a seventh-inning force out... gave him 1,904 career RBI, surpassing Willie Mays (1,903) for sole possession of eighth place all time... **RF Nick Swisher** (0-for-1) left the game in the third inning with tightness in his left hamstring... was replaced by **PR/LF Andruw Jones** (2-for-2), who hit a solo HR in the eighth.

Monday, April 30

vs. Baltimore, **Won, 2-1** **13-9, 3rd, -1.5**
WP: Kuroda (2-3) **LP:** Hammel (3-1) **SV:** Rivera (5)

The Yankees defeated Baltimore, 2-1, in their series opener... each team tallied just five hits apiece... the game was played in 2:22, marking the Yankees' shortest game this season... **RHP Hiroki Kuroda** allowed 1ER in 7.0IP (4H, 1BB, 3K, 1HP, 1WP) in recording his first win since the Yankees' home opener on 4/13 vs. Los Angeles-AL... **3B Eric Chavez** (1-for-3) hit a two-run HR in the second inning to account for all of the Yankees' scoring... **1B Mark Teixeira** (2-for-3) snapped an 0-for-14 with his second-inning single... **RHP David Robertson** tossed a perfect eighth inning (1.0IP, 3K)... **RHP Mariano Rivera** recorded his fifth save of the season after tossing a scoreless ninth (1.0IP, 1H)... was his 1,051st career appearance, surpassing Kent Tekulve (1,050) for sole possession of eighth place on Baseball's all-time list.

May 2012 Yankees: 14-14 Home: 7-7 • Road: 7-7 (through games through 5/31)				
Team	W	L	Pct.	GB
Baltimore	29	22	.569	-
Tampa Bay	29	22	.569	-
YANKEES	27	23	.540	1.5
Toronto	27	24	.529	2.0
Boston	26	25	.510	3.0

Tuesday, May 1

vs. Baltimore, **Lost, 1-7** **13-10, 3rd, -2.5**
WP: Matusz (1-3) **LP:** Hughes (1-4) **SV:** None

The Yankees lost to Baltimore, 7-1... Yankees 1-3 batters went 7-for-12 while the rest of the lineup went 0-for-22... **RHP Phil Hughes** started and took the loss, falling to 1-4... allowed 4ER in 5.2IP (4H, 1BB, 6K, 2HR, 1HP)... **CF Curtis Granderson** (2-for-3) provided the Yankees' only run with a first-inning solo HR off the electronic ribbonboard of the upper deck in RF... **SS Derek Jeter** (3-for-5) had the Yankees' only other extra-base hit, a fifth-inning double... **RHP D.J. Mitchell** made his Major League debut, tossing a scoreless ninth (1.0IP, 2H, 1K) and striking out his first batter faced (J.J. Hardy).

Wednesday, May 2

vs. Baltimore, **Lost, 1-7** **13-11, 4th, -3.5**
WP: Arrieta (2-2) **LP:** Nova (3-1) **SV:** None

The Yankees lost their second consecutive game to Baltimore, falling, 5-0... did not have a runner reach second base... marked the third time the Yankees were shut out in 2012 (also 4/24 at Texas and 4/8 at Tampa Bay)... did not draw a walk for the first time this season... was their first time being shut out at home since 6/13/11 vs. Cleveland (4-0 loss)... **RHP Ivan Nova** suffered his first loss since 6/3/11 at Los Angeles-AL, snapping his 15-game winning streak and his 20-start undefeated streak... allowed 5ER in 6.1IP (9H, 4BB, 3K, 2HR, 1HP, 1WP)... **DH Alex Rodriguez** (2-for-4) was the only Yankee with a multi-hit game... **RHP Freddy Garcia** made his third career relief appearance, tossing 2.0 scoreless IP (2H, 1BB)... **3B Eric Chavez** (0-for-2) left the game while batting in the fifth with whiplash and concussion symptoms suffered in the field while diving for a ball in the top half of the inning.

Thursday, May 3

at Kansas City, **Lost, 4-3** **13-12, 4th, -4.5**
WP: Duffy (2-2) **LP:** Phelps (0-1) **SV:** Broxton (5)

The Yankees dropped their third straight game, losing, 4-3, at Kansas City... outhit the Royals 13-to-9... **RHP David Phelps** made his first career start and took the loss, falling to 0-1 this season... allowed 2ER in 4.0IP (6H, 0BB, 5K, 1WP, 1HR)... **DH Derek Jeter** (4-for-5) scored 2R and doubled in the third... marked his 500th career double... **1B Mark Teixeira** (1-for-4) had an RBI-double in the third (500th hit as a Yankee) and a sac fly in the seventh... prior to the game, **RHP Mariano Rivera** tore his ACL in his right knee while shagging fly balls during batting practice.

Friday, May 4**at Kansas City, Won, 6-2****14-12, 4th, -4.5****WP:** Sabathia (4-0)**LP:** Chen (0-4)**SV:** None

The Yankees snapped their three-game losing streak, defeating Kansas City, 6-2, at Kauffman Stadium... the game was tied 2-2 after the first inning and remained scoreless until the Yankees scored four runs with two outs in the seventh... **LHP CC Sabathia** allowed just 2ER in 8.0IP (7H, 0BB, 5K) in earning the win and improving to 4-0... **1B Mark Teixeira** (2-for-4) hit a two-run first-inning HR, snapping a 40AB homerless stretch... **3B Eduardo Nunez** (1-for-3) had a run-scoring triple... **C Chris Stewart** (1-for-4) had an RBI-single... **SS Derek Jeter** (2-for-5) hit a two-run homer... with 1,211th career RBI, surpassed Bill Dickey (1,210) for sole possession of seventh place on the Yankees' all-time list... **PH/LF Dewayne Wise** (1-for-1) made his Yankees debut with a pinch-hit double in the eighth... **RHP David Robertson** struck out the side in the ninth in a non-save situation (1.0IP, 3K).

Saturday, May 5**at Kansas City, Lost, 1-5****14-13, 4th, -4.5****WP:** Paulino (1-0)**LP:** Kuroda (2-4)**SV:** None

The Yankees lost on Saturday at Kansas City, 5-1... Yankees batters didn't record their first hit or get the ball out of the infield until there was one out in the fifth inning (Ibanez single)... **RHP Hiroki Kuroda** started and took the loss, dropping his record to 2-4... allowed 3R/2ER in 4.1IP (6H, 3BB, 2K, 1WP)... **C Russell Martin** (3-for-4) singled in the fifth, hit a solo HR in the seventh and doubled in the ninth, falling a triple short of a cycle... **CF Curtis Granderson** (2-for-4) doubled in the sixth and eighth innings... **RF Dewayne Wise** (0-for-3) made his first start as a Yankee... **RHP Freddy Garcia** did not allow a hit in 2.0 scoreless innings of relief (1BB, 1K).

Sunday, May 6**at Kansas City, Won, 10-4****15-13, 4th, -4.0****WP:** Hughes (2-4)**LP:** Hochevar (2-3)**SV:** None

The Yankees defeated Kansas City, 10-4 to earn a split of the four-game series... had a 7-1 lead after batting around and scoring six runs in the top of the third inning... **RHP Phil Hughes** started and improved to 2-4, allowing 3ER in 6.2IP in his longest start of the season (6H, 1BB, 7K, 1WP, 1HR)... **CF Curtis Granderson** (2-for-5) recorded his 1,000th career hit with an RBI-single in the third... **2B Robinson Cano** (2-for-5) snapped a 63AB homerless streak in the third inning with his eighth career grand slam... **DH Nick Swisher** (1-for-5) hit a solo HR in the third after being out for the previous six games (4/30-5/5)... **3B Alex Rodriguez** (2-for-4) rounded out the scoring with a three-run HR in the eighth.

Monday, May 7**Off Day****15-13, 4th, -3.5****Tuesday, May 8****vs. Tampa Bay, Won, 5-3****16-13, 4th, -2.5****WP:** Nova (4-1)**LP:** Shields (5-1)**SV:** Robertson (1)

The Yankees defeated Tampa Bay, 5-3, on Tuesday at Yankee Stadium... was the 400th win for Manager Joe Girardi as manager of the Yankees (also his 478th career managerial win)... snapped an all-time worst seven-game losing streak against the Rays (9/11/11-4/8/12)... **RHP Ivan Nova** started and improved to 4-1 this season, allowing 2ER in 7.0IP (6H, 2BB, 8K, 2HR)... has won 16 of his last 17 decisions since 6/10/11... **DH Raul Ibanez** (2-for-4) recorded his 15th career multi-HR game (first since 7/31/11 w/Philadelphia vs. Pittsburgh) with a two-run HR in the fourth and a solo-HR in the seventh... **CF Curtis Granderson** (1-for-4) hit his team-leading 10th HR of the season with a solo-HR in the fifth... **1B Mark Teixeira** (1-for-3) had a run-scoring double in the eighth... **RHP David Robertson** escaped a bases-loaded jam to record his first save of the season and the fourth of his career (1.0IP, 1H, 2BB, 2K).

Wednesday, May 9**vs. Tampa Bay, Lost, 1-4****16-14, 4th, -3.5****WP:** Rodney (2-0)**LP:** Robertson (0-1)**SV:** None

The Yankees lost to Tampa Bay, 4-1, on Wednesday at Yankee Stadium... **RHP David Phelps** made his second career start, tossing 4.2 scoreless IP (3H, 4BB, 3K) in recording a no-decision... allowed just 2H to his first 18 batters faced... **2B Robinson Cano** (2-for-4) had an RBI double in the first, accounting for the Yankees' only run and extra-base hit of the game... **CF Curtis Granderson** (0-for-4) had his 28-game streak of reaching base safely (via H, BB, HP) snapped... **RHP David Robertson** entered in the ninth and recorded his first blown save of the season, allowing 4ER in 0.2IP (3H, 1BB, 1K, 1HR)... marked his most runs allowed in a game since 7/2/10 vs. Toronto (also 4R).

Thursday, May 10**vs. Tampa Bay, Won, 5-3****17-14, 4th, -2.5****WP:** Sabathia (5-0)**LP:** Price (5-2)**SV:** Soriano (1)

The Yankees defeated Tampa Bay, 5-3 at Yankee Stadium... **LHP CC Sabathia** improved to 5-0 this season, allowing two unearned runs in 8.0IP (7H, 1BB, 10K)... retired 14 of his final 16 batters faced... tied his best start to a season (also 5-0 in 2007)... defeated David Price for the first time in six career matchups... **CF Curtis Granderson** (1-for-4) hit his team-leading 11th HR of the season with a solo HR to lead off the second inning... **C Chris Stewart** (1-for-4) had an RBI-single in the second... **2B Robinson Cano** (3-for-4) hit a two-run HR in the fifth and extended his hitting streak to eight games... **3B Eduardo Nunez** (2-for-2) reached base in all-three plate appearances, stole two bases and made two errors... **SS Derek Jeter** (0-for-4) recorded his 10,000th career AB in the sixth inning (ground out to 3B)... **RHP Rafael Soriano** recorded his first save of the season (1.0IP, 1H, 1ER).

Friday, May 11**vs. Seattle, Won, 6-2****18-14, 3rd, -2.5****WP:** Kuroda (3-4)**LP:** Hernandez (3-2)**SV:** None

The Yankees defeated Seattle, 6-2 at Yankee Stadium... **RHP Hiroki Kuroda** improved to 3-4, allowing 2ER in 7.0IP (6H, 3BB, 2K, 2HR)... allowed just 2H to his first 15 batters faced... **2B Robinson Cano** (4-for-4) had a run-scoring single in the first and set a personal season high in hits... extended his hitting streak to nine games... **LF Raul Ibanez** (1-for-4) hit a three-run HR in the sixth to make the score, 4-2... **PH/DH Andruw Jones** (1-for-1) hit a pinch-hit, two-run HR in the eighth... marked the first pinch-hit HR by a Yankee since 9/14/10 at Tampa Bay (Jorge Posada) and the fourth of his career... four Yankees relievers (Rapada, Wade, Logan and Robertson) combined to close out the win (2.0 combined IP, 1H, 2K).

Saturday, May 12**vs. Seattle, Won, 6-2****19-14, 3rd, -2.5****WP:** Hughes (3-4)**LP:** Noesi (2-4)**SV:** Logan (1)

On Saturday, the Yankees defeated Seattle by a 6-2 margin for the second consecutive game... took a 4-0 lead after two innings... **RHP Phil Hughes** started and earned the win, improving to 3-4 on the season... held the Mariners to 1ER in 7.2IP (6H, 1BB, 4K, 1HR)... **LF Raul Ibanez** (2-for-3) had 2RBI on a run-scoring, second-inning double and a fourth-inning solo-HR... **C Russell Martin** (1-for-3) had an RBI-double in the second... **SS Jayson Nix** (1-for-3) made his first start at SS since 8/6/09 w/ Chicago-AL vs. Los Angeles-AL and hit a second-inning HR... marked his first hit as a Yankee and snapped a personal 0-for-20 stretch and a 45AB homerless stretch... **LHP Boone Logan** earned his second career save (also 4/25/06 w/ Chicago-AL at Seattle), allowing 1ER in 1.1IP (2H, 4K).

Sunday, May 13

vs. Seattle, Lost, 2-6 19-15, 3rd, -2.5
WP: Kuroda (3-4) **LP:** Hernandez (3-2) **SV:** None

The Yankees lost, 6-2, in the series finale vs. Seattle at Yankee Stadium... the Yankees scored both of their runs on bases-loaded walks (RBIs from Martin and Cano)... were 0-for-5 with runners in scoring position... **LHP Andy Pettitte** made his first start since 2010, recording the loss after allowing 4ER in 6.1IP (7H, 3BB, 2K, 2HR, 1WP)... did not allow a hit until Justin Smoak's fourth-inning, two-out, two-run HR... at 39 years old, became the oldest player to appear in a game with the Yankees after not playing in the Majors the previous season since Bert Campaneris at age 41 in 1983 (credit: Elias)... **CF Curtis Granderson** (0-for-3) played in his 1,000th career game... **SS Derek Jeter** (1-for-4) recorded career hit No. 3,142 (eighth-inning single off Wilhelmssen), surpassing Tony Gwynn (3,141) and tying Robin Yount (3,142) for 16th place on Baseball's all-time hits list... **2B Robinson Cano** (0-for-3) had his hitting streak snapped at 10 games.

Monday, May 14

at Baltimore, Won 8-5 20-15, 3rd, -1.5
WP: Phelps (1-1) **LP:** Ayala (1-1) **SV:** Soriano (2)

The Yankees won their series opener at Baltimore, 8-5... came back from a 2-0 deficit after the first inning and a 5-3 deficit after five innings... scored the tying run in the sixth on a two-run fielding error with the bases loaded... Yankees relievers combined for 3.2 scoreless IP (3H, 1BB, 6K)... Yankees No. 3-5 hitters (Rodriguez, Cano, Teixeira) scored seven combined runs and were 7-for-14 with 2 doubles, 1HR and 2RBI... **RHP Ivan Nova** started and allowed 5ER in 5.1IP (7H, 3BB, 4K, 1HR) in recording a no-decision... left the game with a contusion and sprain of his right foot and ankle... **RF Nick Swisher** (1-for-3) got the Yankees on the board with a two-run double in the fourth... **CF Curtis Granderson** (1-for-4) hit a solo-HR in the fifth... **1B Mark Teixeira** (2-for-4) scored three runs and hit a two-run HR in the seventh to put the Yankees ahead for good... **LF Raul Ibanez** (0-for-4) left the game in the ninth after getting hit by a pitch from Dana Eveland... **SS Derek Jeter** (1-for-5) recorded his 3,143rd career hit with a third-inning single, surpassing Robin Yount (3,142) for sole possession of 16th place all time... **DH Alex Rodriguez** (3-for-5) had three singles and scored twice... his final run scored in the seventh was the 1,845th of his career, surpassing Craig Biggio (1,844) for 12th place all time... **RHP David Phelps** recorded his first Major League win, recording the final out of the sixth and the first two outs of the seventh (1.0IP, 3H, 1K)... **RHP Rafael Soriano** tossed a scoreless ninth to record his second save of the season (1.0IP, 1K).

Tuesday, May 15

at Baltimore, Lost 2-5 20-16, 3rd, -2.5
WP: Chen (4-0) **LP:** Sabathia (5-1) **SV:** Johnson (12)

The Yankees fell at Camden Yards, 5-2, marking their first loss in Baltimore in 2012... **LHP CC Sabathia** suffered his first loss of the season, allowing 4ER on 8H in 6.0IP (4BB, 6K, 1HR, 1HP)... **CF Curtis Granderson** (1-for-4) drove in both Yankees runs with a seventh-inning, two-run home run, his team-leading 13th HR of the year... Yankees batters grounded into three inning-ending double plays.

Wednesday, May 16

at Toronto, Lost 1-8 20-17, 3rd, -3.5
WP: Drabek (3-4) **LP:** Kuroda (3-5) **SV:** None

The Yankees lost their second straight game, falling 8-1 at Toronto... were held to 3H, matching their fewest in a game this season (also 4/8 at Tampa Bay)... **2B Robinson Cano** (1-for-3) doubled—the 300th of his career—and scored the Yankees lone run in the sixth inning on a single by **1B Mark Teixeira** (1-for-3)... was Teixeira's 1,500th career hit... **LF Raul Ibanez** (1-for-3) singled in the fourth for the Yankees' other hit... **RHP Hiroki Kuroda** matched his career high with 7ER allowed in 5.0IP (8H, 2BB, 6K, 3HR) in the losing effort.

Thursday, May 17

at Toronto, Lost 1-4 20-18, 4th, -4.5
WP: Hutchison (3-1) **LP:** Hughes (3-5) **SV:** Janssen (3)

The Yankees lost their third straight game, falling, 4-1 at Toronto... **CF Curtis Granderson** (2-for-3) recorded the Yankees' only multi-hit game and scored their lone run in the contest... **2B Robinson Cano** (1-for-3) doubled in Granderson in the first inning for his 11th RBI in his last 11 games... the Yankees were 0-for-8 with runners in scoring position... **RHP Phil Hughes** was strapped with the loss after allowing 2ER on 7H in 5.1IP (2BB, 5K, 1HR)... both runs scored on a Jose Bautista HR, making Hughes the first pitcher in Yankees history to allow a home run in each of his first eight games of a season (credit: Elias).

Friday, May 18

vs. Cincinnati, Won, 4-0 21-18, 4th, -4.5
WP: Pettitte (1-1) **LP:** Arroyo (2-2) **SV:** None

The Yankees snapped their three-game losing streak with a 4-0 shutout win vs. Cincinnati... marked their second shutout of the season... held the Reds to just 4H... **LHP Andy Pettitte** tossed 8.0 scoreless innings and struck out nine batters (4H, 1BB) for his first win since 7/8/10 at Seattle... **2B Robinson Cano** (2-for-3) hit his fourth home run of the season in the eighth, followed two batters later by **RF Raul Ibanez** (1-for-4) who hit his eighth HR of the year... **3B Alex Rodriguez** (2-for-4) drove in the first run of the game, snapping a nine-game stretch without an RBI.

Saturday, May 19

vs. Cincinnati, Lost, 5-6 21-19, 4th, -5.5
WP: Bailey (2-3) **LP:** Nova (4-2) **SV:** Arredondo (1)

The Yankees fell short in a 6-5 loss vs. Cincinnati... scored two runs in the ninth and had the tying run on third and winning run on second to close the game... **RHP Ivan Nova** was strapped with the loss, despite striking out a career-high and team season-high-tying 12 batters (6.0IP, 7H, 5ER, 2BB, 1HR, 1HP)... **2B Jayson Nix** (3-for-4) tied his career high in hits (eighth time) and homered for the second time this season... **C Russell Martin** (1-for-4) also homered.

Sunday, May 20

vs. Cincinnati, Lost, 2-5 21-20, 4th, -5.5
WP: Cueto (5-1) **LP:** Sabathia (5-2) **SV:** Chapman (1)

The Yankees fell in the series finale to Cincinnati, 5-2... held a 2-0 lead after six innings... **LHP CC Sabathia** suffered his second straight loss, allowing 3ER on 6H and a season-high 5BB in 7.0IP (6K, 2HR, 1HP)... did not allow a hit over his first 15 batters faced... surrendered all three runs in the seventh inning, allowing a pair of solo homers and walking in a run with the bases loaded... **DH Raul Ibanez** (2-for-4) broke a scoreless tie in the sixth with a two-run HR.

Monday, May 21

vs. Kansas City, Lost, 0-6 21-21, T4th, -5.5
WP: Paulino (2-1) **LP:** Kuroda (3-6) **SV:** None

The Yankees lost their third straight game, falling to Kansas City, 6-0... were shutout for the fourth time this season, and first time by the Royals at home since 8/18/99 (3-0)... went 0-for-13 with runners in scoring position... **RHP Hiroki Kuroda** lost for the first time at home in over a month, allowing 3ER in 5.1IP (7H, 3BB, 4K, 1HR)... **DH Alex Rodriguez** (2-for-4) collected his 500th career double in the sixth inning.

Tuesday, May 22

vs. Kansas City, Won, 3-2 22-21, 4th, -5.5
WP: Hughes (4-5) **LP:** Hochevar (3-5) **SV:** Soriano (3)

The Yankees snapped their three-game losing streak with a 3-2 win vs. Kansas City... **RHP Phil Hughes** won for the third time in his last four starts, holding the Royals to 5H and 2ER in 6.0IP (2BB, 7K, 1HR)... Yankees relievers (Wade, Logan, Eppley, Rapada, Soriano) combined to toss 3.0 scoreless IP (2H, 0BB, 1K)... **2B Robinson Cano** (1-for-3) put the Yankees on the board with a solo home run in the fourth... **SS Derek Jeter** (1-for-4) tied the game with a bases-loaded single in the fifth.

Wednesday, May 23**vs. Kansas City, Won, 8-3** **23-21, 4th, -4.5**
WP: Pettitte (2-1) **LP:** Smith (0-1) **SV:** None

The Yankees won their second straight game with an 8-3 win vs. Kansas City... scored three runs in the first inning for the fifth time this season... Yankees 1-4 hitters were a combined 7-for-15 (.467) with 7R, 1 double, 3HR and 5RBI... **3B Alex Rodriguez** (2-for-4) recorded his 60th career multi-HR game and first since 5/17/11 at Tampa Bay... **CF Curtis Granderson** (2-for-4) started the scoring with a first-inning homer... **SS Derek Jeter** (3-for-5) tied Paul Waner (3,152) for 15th place on Baseball's all-time hits list... **LHP Andy Pettitte** (7.0IP, 7H, 2ER, 1BB, 8K, 2HR) earned his 242nd career win, surpassing Herb Pennock (241) for sole possession of 52nd place on Baseball's all-time list.

Thursday, May 24**Off Day** **23-21, 4th, -4.5****Friday, May 25****at Oakland, Won, 6-3** **24-21, 3rd, -4.5**
WP: Nova (5-2) **LP:** Ross (2-5) **SV:** Soriano (4)

The Yankees won their third straight game with a 6-3 victory at Oakland... seven of the Yankees' 12H went for extra bases (4 doubles, 3HR)... **RHP Ivan Nova** won his ninth straight road decision, holding the A's to 3ER in 7.0IP (6H, 1BB, 4K, 2HR)... **1B Mark Teixeira** (2-for-5) and **RF Nick Swisher** (2-for-4) each doubled and homered.

Saturday, May 26**at Oakland, Won, 9-2** **25-21, 3rd, -3.5**
WP: Sabathia (6-2) **LP:** Colon (4-5) **SV:** None

The Yankees won their fourth straight game, defeating the A's, 9-2, at O.co Coliseum... hit 3HR, scored their most runs since 5/6 (a 10-2 win at Kansas City) and had 14H... **1B Mark Teixeira** (4-for-5) tied his career high in hits, and recorded his 36th career multi-homer game (second this season) and drove in five runs... **SS Derek Jeter** (2-for-4) surpassed Paul Waner (3,152H) and tied George Brett (3,154H) for 14th place on Baseball's all-time hits list... **LHP CC Sabathia** won his sixth game, holding the A's to 2ER in 7.0IP (7H, 2BB, 4K, 1HR).

Sunday, May 27**at Oakland, Won, 2-0** **26-21, 3rd, -2.5**
WP: Kuroda (4-6) **LP:** Milone (6-4) **SV:** Soriano (5)

The Yankees completed the series sweep at Oakland with a 2-0 win... marked their third shutout of the season... **RHP Hiroki Kuroda** tossed 8.0 scoreless innings, limiting the A's to 4H and 1BB, while striking out three, for his first road win of the year... **DH Andruw Jones** (1-for-4) homered on the first pitch he saw to put the Yankees on the board in the second inning... **1B Mark Teixeira** (2-for-4) had two doubles and drove in the Yankees' second run of the game in the seventh.

Monday, May 28**at Los Angeles-AL, Lost, 8-9** **26-22, 3rd, -2.5**
WP: Walden (2-1) **LP:** Wade (0-1) **SV:** None

The Yankees had their five-game winning streak come to an end with a 9-8 "walk-off" loss at Angel Stadium... fell to 22-18 on Memorial Day... **RHP Cory Wade** allowed the game-winning HR to Mark Trumbo to lead off the bottom of the ninth... **RHP Phil Hughes** surrendered 7ER and a career-high 11H in 5.1IP (0BB, 3K, 1HR)... **1B Mark Teixeira** (2-for-2) reached base all five plate appearances (also 3BB) and hit his fourth HR in his last four games... **C Russell Martin** (2-for-5) hit a two-out, two-strike, two-run double to tie the game at 8-8 in the seventh.

Tuesday, May 29**at Los Angeles-AL, Lost, 1-5** **26-23, 3rd, -2.5**
WP: Haren (3-5) **LP:** Pettitte (2-2) **SV:** None

The Yankees lost their second straight game, falling 5-1 at Angel Stadium... **LHP Andy Pettitte** suffered the loss, allowing 5ER in

7.0IP (9H, 0BB, 3K, 2HR), including a two-run HR to Albert Pujols... **LF Raul Ibanez** (1-for-3) doubled and scored the Yankees' only run in the fourth inning on a single by **RF Nick Swisher** (1-for-4)... **DH Alex Rodriguez** (3-for-4) matched his season high in hits (fourth time).

Wednesday, May 30**at Los Angeles-AL, Won, 6-5** **27-23, 3rd, -1.5**
WP: Nova (6-2) **LP:** Santana (2-6) **SV:** Soriano (6)

The Yankees won the series finale at the Angels, 6-5... scored five runs in the third inning, thanks to a three-run home run by **CF Curtis Granderson** (2-for-4) and a two-run homer by **2B Robinson Cano** (1-for-4)... **LF Raul Ibanez** (2-for-4) tripled and scored in the sixth inning for the eventual game-winning run... **RHP Ivan Nova** (6.2IP, 8H, 5ER, 3BB, 2K, 1HR) started and earned his sixth win of the season.

Thursday, May 31**Off Day** **27-22, 3rd, -1.5**

June 2012				
Yankees: 20-7				
Home: 10-5 • Road: 10-2				
(through games through 6/30)				
Team	W	L	Pct.	GB
YANKEES	47	30	.610	-
Baltimore	42	35	.545	5.0
Boston	41	37	.526	6.5
Tampa Bay	41	37	.526	6.5
Toronto	40	38	.513	7.5

Friday, June 1**at Detroit, Won, 9-4** **28-23, 3rd, -1.5**
WP: Sabathia (7-2) **LP:** Crosby (0-1) **SV:** Soriano (7)

The Yankees won their second straight game with a 9-4 victory at Detroit... scored 5R in the second inning on 4BB and a grand slam by **CF Curtis Granderson** (2-for-5), the fourth of his career... **LHP CC Sabathia** earned his seventh win of the season and first at Comerica Park as a member of the Yankees, holding the Tigers to 3ER in 7.0IP (8H, 2BB, 5K, 1HR)... **3B Alex Rodriguez** (1-for-5) hit a two-run HR in the ninth, the 637th homer of his career.

Saturday, June 2**at Detroit, Lost, 3-4** **28-24, 3rd, -1.5**
WP: Logan (0-1) **LP:** Valverde (3-1) **SV:** None

The Yankees had their two-game winning streak snapped with a 4-3 "walk-off" loss at Detroit... came back from 2-0 and 3-2 deficits... went 1-for-12 with RISP, stranding 12 runners on base... stole five bases... **RHP Hiroki Kuroda** did not draw a decision, limiting the Tigers to 2ER in 7.0IP (7H, 1BB, 4K, 1HR)... **RF Nick Swisher** (1-for-4) tied the game in the eighth with an RBI single... **1B Mark Teixeira** (1-for-3) drew a bases-loaded walk in the ninth to tie the game at three.

Sunday, June 3**at Detroit, Won, 5-1** **29-24, 3rd, -1.5**
WP: Hughes (5-5) **LP:** Verlander (5-4) **SV:** None

The Yankees completed their nine-game road trip with a 5-1 win at Detroit... **RHP Phil Hughes** tossed his first career 9.0-inning complete game, going the distance and holding the Tigers to 1ER (Fielder solo HR) on 4H with 3BB and 8K... **SS Derek Jeter** (2-for-5) hit the first pitch of the game for his 27th career leadoff homer... **DH Alex Rodriguez** (2-for-4) homered for the second time in three games.

Monday, June 4**Off Day** **29-24, 3rd, -1.5**

Tuesday, June 5

vs. Tampa Bay, Won, 7-0 **30-24, 3rd, -0.5**
WP: Pettitte (3-2) **LP:** Shields (6-4) **SV:** None

The Yankees recorded their fourth shutout of the season with a 7-0 win vs. Tampa Bay... **LHP Andy Pettitte** tossed 7.1 shutout innings, holding the Rays to just 2H with a season-high 10K... marked his highest strikeout total in exactly two years (10K on 6/5/10 at Toronto), were his most strikeouts in a home game since 8/11/06 vs. San Diego w/ Houston, and his most strikeouts in a home game as a Yankee since 7/6/03 vs. Boston (10K)... was his 243rd career win, tying Juan Marichal for 51st place on Baseball's all-time list... **C Russell Martin** (3-for-4) hit his fourth career grand slam in the fourth inning and tied his season high in hits (also 5/5 at Kansas City).

Wednesday, June 6

vs. Tampa Bay, Won, 4-1 **31-24, 2nd, -0.5**
WP: Nova (7-2) **LP:** Cobb (2-2) **SV:** Soriano (8)

The Yankees won their third straight game, defeating Tampa Bay, 4-1... held the Rays scoreless over the first eight innings, and had their overall scoreless stretch come to an end at 22 innings (dating back to 6/3)... **RHP Ivan Nova** limited Tampa Bay to 4H and 1ER in 8.0IP (1BB, 5K, 1WP, 1HP), winning his third straight start... **1B Mark Teixeira** (1-for-3) and 2B Robinson Cano (1-for-3) each hit solo home runs.

Thursday, June 7

vs. Tampa Bay, Lost, 3-7 **31-25, 3rd, -0.5**
WP: Price (8-3) **LP:** Sabathia (7-3) **SV:** None

The Yankees dropped the season finale vs Tampa Bay, 7-3... struck out 13 times, their most K's in a nine-inning game this season... went 1-for-10 with RISP... committed two errors (second time), snapping a seven-game errorless stretch... **LHP CC Sabathia** took the loss, allowing 5R and striking out a season-high 12 batters in 7.0IP (7H, 3ER, 1BB)... **C Russell Martin** (1-for-2) homered for the second time in his last three games... **CF Curtis Granderson** (0-for-5) struck out four times.

Friday, June 8

vs. New York-NL, Won, 9-1 **32-25, 2nd, -0.5**
WP: Kuroda (5-6) **LP:** Santana (3-3) **SV:** None

The Yankees took the opener of the Subway Series, 9-1 vs. the Mets... allowed a season-low-tying 2H... **RHP Hiroki Kuroda** tossed 7.0 scoreless innings (1BB, 7K), carrying a no-hitter through 5.2IP before allowing his only hit (Quintanilla double)... **2B Robinson Cano** (2-for-4) collected his eighth career multi-homer game, hitting the first of back-to-back-to-back homers with **RF Nick Swisher** (2-for-3) and **DH Andruw Jones** (2-for-3) in the third inning.

Saturday, June 9

vs. New York-NL, Won, 4-2 **33-25, 2nd, -0.5**
WP: Hughes (6-5) **LP:** Gee (4-4) **SV:** Soriano (9)

The Yankees won their second straight games vs. the Mets with a 4-2 victory... recorded their 17th come-from-behind win of the year... **RHP Phil Hughes** won his third straight decision, holding the Mets to 2ER (on a pair of solo home runs) in 6.1IP (6H, 2BB, 6K)... **1B Mark Teixeira** (1-for-2) hit a go-ahead two-run home run in the sixth... **CF Curtis Granderson** (1-for-3) hit his 18th home run of the season in the eighth.

Sunday, June 10

vs. New York-NL, Won, 5-4 **34-25, 2nd, -0.5**
WP: Logan (1-0) **LP:** Rauch (3-6) **SV:** None

The Yankees completed the series sweep vs. the Mets, with a 5-4, come-from-behind, "walk-off" win... **C Russell Martin** (2-for-4) hit two home runs, including the game winner to lead off the ninth... marked his sixth career multi-homer game (fifth as a Yankee) and his third career "walk-off" homer (first since 2007)... **LHP Andy Pettitte** (6.0IP, 5H, 3R, 2ER, 2BB, 8K) did not record a decision, retiring 12 of his last 14 batters faced... the Yankees scored 2R in the seventh and eighth innings to overcome

a 3-0 deficit... **1B Mark Teixeira** (2-for-4) tied the game with an RBI single, followed by **3B Alex Rodriguez** (1-for-3) who put the Yankees ahead with an RBI single.

» Was the first "walk-off" homer by the Yankees in the history of the Subway Series, and their first overall "walk-off" win vs. the Mets since 6/12/09 (Luis Castillo error on a dropped pop-up allowing two runs to score).

Monday, June 11

at Atlanta, Won, 3-0 **35-25, 11st, ---**
WP: Nova (8-2) **LP:** Delgado (4-6) **SV:** None

The Yankees won their fourth straight game with a 3-0 victory at Atlanta... marked the Yankees' fifth shutout of the season, second on the road... **RHP Ivan Nova** tossed 7.0 scoreless innings, holding the Braves to 5H and 1BB with 6K for his 11th straight road win... singled in the second inning for his first career hit and first hit by a Yankee pitcher since 2010... **LF Raul Ibanez** (1-for-3) hit a solo HR in the second inning... **3B Alex Rodriguez** (1-for-4) scored the Yankees' other two runs.

Tuesday, June 12

at Atlanta, Won, 6-4 **36-25, 1st, +1.0**
WP: Sabathia (8-3) **LP:** Venters (3-3) **SV:** Soriano (10)

The Yankees won their fifth straight game, defeating the Braves, 6-4... came back from a 4-0 deficit, scoring all six runs in the eighth inning on a grand slam from **3B Alex Rodriguez** (1-for-5) and a two-run homer from **RF Nick Swisher** (2-for-4)... was Rodriguez's 23rd career slam, tying him with Lou Gehrig for most all time... **LHP CC Sabathia** earned his eighth win, despite allowing 4ER on a season-high 10H in 7.0IP (2BB, 6K)... **RHP Rafael Soriano** (1.0IP, 2K) recorded his 100th career save.

Wednesday, June 13

at Atlanta, Won, 3-2 **37-25, 1st, +1.0**
WP: Kuroda (6-6) **LP:** Hudson (4-3) **SV:** Soriano (11)

The Yankees won their sixth straight game and completed the series sweep at Atlanta with a 3-2 win... **CF Curtis Granderson** (1-for-4) hit the go-ahead two-run home run in the sixth to put the Yankees ahead for good... **SS Derek Jeter** (2-for-4) doubled and scored twice... **RHP Hiroki Kuroda** held the Braves to 2ER in 6.0IP (9H, 2BB, 8K, 1HR) for his third straight win... **RHP Rafael Soriano** (1.0IP, 1H) tossed a scoreless ninth for the save.

Thursday, June 14

Off Day **37-25, 1st, +0.5**

Friday, June 15

at Washington, Won, 7-2 **38-25, 1st, +1.5**
WP: Hughes (7-5) **LP:** Gonzalez (8-3) **SV:** None

The Yankees ran their winning streak to seven games with a 7-2 win at Washington in their first-ever game at Nationals Park... was **Joe Girardi's** 500th career managerial win... **RHP Phil Hughes** won his fourth straight decision, limiting the Nationals to 1ER in 6.0IP (6H, 2BB, 9K)... did not allow a HR in a start for the first time this season... **CF Curtis Granderson** (2-for-5) had a two-run double and a solo HR... **SS Derek Jeter** (2-for-5) recorded his third straight multi-hit game.

Saturday, June 16

at Washington, Won, 5-3 (14 inn.) **39-25, 1st, +1.5**
WP: Garcia (1-2) **LP:** Lidge (0-1) **SV:** Soriano (12)

The Yankees won their eighth straight game with a 5-3 victory in 14 innings at Washington... won their first game of the year in which they did not homer... **LHP Andy Pettitte** limited the Nationals to 5H and 2ER in 7.0IP (3BB, 6K) in the no-decision... **RHP Freddy Garcia** tossed 2.0 scoreless innings for his first career win in relief... **1B Mark Teixeira** (1-for-6) hit a game-winning two-run double in the top of the 14th... **3B Eric Chavez** (2-for-5) had an RBI double.

Sunday, June 17**at Washington, Won, 4-1****40-25, 1st, +1.5****WP:** Nova (9-2) **LP:** Jackson (3-4) **SV:** Soriano (13)

The Yankees won their ninth straight game with a 4-1 win at Washington... **RHP Ivan Nova** won his 12th straight road decision, holding the Nationals to 1ER on 7H in 7.2IP (1BB, 4K, 1HR)... **CF Curtis Granderson** (2-for-4) doubled in the first and hit his 21st homer in the fifth to give the Yankees the lead... **1B Mark Teixeira** (3-for-4) doubled twice and collected his most hits in a game since 5/26.

Monday, June 18**vs. Atlanta, Won, 6-2****41-25, 1st, +2.5****WP:** Sabathia (9-3) **LP:** Minor (3-5) **SV:** None

The Yankees ran their winning streak to 10 games with a 6-2 win vs. Atlanta... **LHP CC Sabathia** (9.0IP, 7H, 2ER, 1BB, 10K) tossed his 34th career complete game, eighth as a Yankee and first of the season... Yankees batters were held hitless over the first four innings before scoring three runs in the fifth... **SS Derek Jeter** (2-for-4) completed the comeback with a two-run bases loaded single in the fifth... **2B Robinson Cano** (1-for-3) homered for the second straight game, and **1B Mark Teixeira** (1-for-4) added a solo HR.

Tuesday, June 19**vs. Atlanta, Lost, 3-4****41-26, 1st, +2.5****WP:** Hudson (4-3) **LP:** Kuroda (5-6) **SV:** Kimbrel (20)

The Yankees had their 10-game winning streak come to an end with a 4-3 loss vs. Atlanta... marked the first game at Yankee Stadium this season in which neither team homered... the Yankees collected just 2H over their final 31 batters of the game... **RF Nick Swisher** (2-for-3) had a two-run double in the second inning... **LF Raul Ibanez** (1-for-3) snapped an 0-for-15 with his second-inning double... **RHP Hiroki Kuroda** (7.0IP, 6H, 4ER, 3BB, 6K, 1WP) allowed his most runs since 5/16 at Toronto and lost for the first time since 5/21 vs. Kansas City.

Wednesday, June 20**vs. Atlanta, Lost, 5-10****41-27, 1st, +2.5****WP:** Hanson (8-4) **LP:** Hughes (7-6) **SV:** None

The Yankees lost 10-5 vs. Atlanta in the series finale... scored four of their runs on four solo HR and allowed 5HR... marked their most runs allowed in 2012... **RHP Phil Hughes** lost for the first time since 5/17 at Toronto, allowing 6ER and a career-high 4HR in 4.2IP (6H, 0BB, 5K)... marked the most homers allowed by a Yankees starter since 8/12/11 vs. Tampa Bay (Sabathia-5HR)... **DH Derek Jeter** (1-for-4) hit his fourth leadoff HR of the season and 28th of his career to extend his franchise record... **3B Alex Rodriguez** (1-for-4) hit his 640th career HR... the solo HR was his 1,925th career RBI, breaking a tie with Jimmie Foxx (1,924) for sole possession of sixth place on Baseball's all-time list.

Thursday, June 21**Off Day****41-27, 1st, +2.5****Friday, June 22****at New York-NL, Lost, 4-6****41-28, 1st, +1.5****WP:** Niese (5-3) **LP:** Pettitte (3-3) **SV:** Francisco (18)

The Yankees dropped their third straight game, losing the series opener at Citi Field, 6-4... allowed five runs with two outs in the first inning... reached base safely in all but one inning... **LHP Andy Pettitte** took the loss, allowing 5ER on 7H in 6.0IP (2BB, 6K, 1HR)... retired 16 of his final 18 batters faced... **3B Alex Rodriguez** (2-for-4) homered for the second time in as many games... **LF Andruw Jones** (1-for-3) and **2B Robinson Cano** (1-for-4) each homered as well.

Saturday, June 23**at New York-NL, Won, 4-3****42-28, 1st, +2.5****WP:** Rapada (2-0) **LP:** Rauch (3-7) **SV:** Soriano (14)

The Yankees snapped their three-game losing streak with a 4-3 come-from-behind victory... scored all four runs in the seventh inning... **LF Raul Ibanez** (1-for-4) tied the game with a three-run home run and **PH Eric Chavez** (1-for-1) hit his first career pinch-hit homer to give the Yankees the lead... **RF Nick Swisher** (2-for-4) recorded the Yankees' only multi-hit game, collecting his 1,000th career hit with a seventh-inning double... Yankees pitchers combined to strike out 15 batters, including seven of their last 11 batters faced... **RHP Ivan Nova** remained undefeated on the road in a year, limiting the Mets to 3R (2ER) in 5.2IP (5H, 3BB, 7K).

Sunday, June 24**at New York-NL, Won, 6-5****43-28, 1st, +2.5****WP:** Logan (2-0) **LP:** Batista (1-2) **SV:** Soriano (15)

The Yankees won the rubber game of the series at Citi Field, 6-5... **2B Robinson Cano** (2-for-3) hit a go-ahead solo home run in the eighth inning... **RF Nick Swisher** capped a four-run third inning with a three-run home run... the Yankees bullpen (Wade, Logan, Robertson and Soriano) combined to toss 3.1 scoreless innings (3H, 1BB, 5K)... **LHP CC Sabathia** started and allowed 9H and 5R (just 1ER) in 5.2IP (2BB, 3K) in the no-decision... marked the second-most unearned runs he has surrendered in a start in his career (five unearned runs on 7/21/06 w/Cleveland vs. Minnesota).

Monday, June 25**vs. Cleveland, Won, 7-1****44-28, 1st, +3.0****WP:** Kuroda (7-7) **LP:** Tomlin (3-5) **SV:** None

The Yankees won their third straight game with a 7-1 victory vs. Cleveland... **RHP Hiroki Kuroda** won for the fourth time in his last six starts, holding the Indians to 1ER in 7.0IP (5H, 2BB, 7K)... **CF Dewayne Wise** (2-for-3) hit his first home run of the season and added an RBI triple in the sixth... **2B Robinson Cano** (2-for-4) homered for the second straight game and sixth time in his last eight games... **RF Nick Swisher** (1-for-4) homered in his second straight game, the second half of back-to-back homers with Cano.

Tuesday, June 26**vs. Cleveland, Won, 6-4****45-28, 1st, +4.0****WP:** Hughes (8-6) **LP:** Masterson (4-7) **SV:** Soriano (16)

The Yankees won their fourth straight game with a 6-4 victory vs. Cleveland... **RHP Phil Hughes** tossed 8.0 scoreless innings (6H, 1BB, 4K) for his fifth win in his last seven starts... Yankees batters were 4-for-8 with runners in scoring position, including 3-for-4 in the three-run second inning... **C Chris Stewart** (2-for-3) recorded his fourth multi-hit game of the year and second multi-RBI contest, scoring one run and driving in two... **3B Alex Rodriguez** (1-for-3) hit his 642nd career home run... **SS Derek Jeter** went 2-for-5 on his 38th birthday.

Wednesday, June 27**vs. Cleveland, Won, 5-4****46-28, 1st, +5.0****WP:** Garcia (2-2) **LP:** Jimenez (7-6) **SV:** Soriano (17)

The Yankees won their fifth straight game with a 5-4 victory vs. Cleveland... ee were out 8-to-7 and came from behind twice... **LHP Andy Pettitte** started and did not record a decision, allowing 2R/1ER in 4.0IP (3H, 1BB 7K)... suffered a left-ankle fracture on a ground ball off the bat of fifth-inning leadoff batter Casey Kotchman... stayed in and tossed one pitch to Lou Marson before being removed from the game... **2B Robinson Cano** (3-for-4) hit a two-run HR in the sixth, marking his 18th HR of the season... **1B Eric Chavez** (2-for-3) had 3RBI on a two-run double in the fourth and a run-scoring single in the eighth... **RHP Freddy Garcia** tossed 2.1 perfect IP to improve to 2-2 this season... **RHP Rafael Soriano** (1.0IP, 2H, 1ER, 2BB, 1K) improved to 17-for-18 in save chances in 2012... stranded the bases loaded in closing out the win.

Thursday, June 28

vs. Chicago-AL, Lost, 3-4 **46-29, 1st, +5.0**
WP: Santiago (2-1) **LP:** Robertson (0-2) **SV:** Reed (11)

The Yankees had their five-game winning streak come to an end with a 4-3 loss vs. Chicago-AL... allowed a three-run go-ahead home run in the ninth (Viciedo off Robertson), marking just their third loss this season when leading after the end of the eighth inning... **RHP Ivan Nova** held the Sox to 1ER on 6H in 7.1IP (3BB, 5K, 1HR, exiting with a 2-1 lead... **DH Alex Rodriguez** (2-for-4) doubled twice, scored 1R and drove in a run... **SS Derek Jeter** (1-for-5) singled in the seventh inning for career hit No. 3,184, tying Cal Ripken Jr. for 13th place on Baseball's all-time list.

Friday, June 29

vs. Chicago-AL, Lost, 7-14 **46-30, 1st, +4.0**
WP: Quintana (3-1) **LP:** Phelps (1-3) **SV:** None

The Yankees suffered a 14-7 loss to the White Sox...allowed a season-high 14R and 19H...were the second-most hits allowed by the Yankees in the current Yankee Stadium (Cleveland-25H, 4/18/09)...the seven-run loss matched the Yankees largest margin of defeat this year (also 5/16 at Toronto, 8-1)...**RHP Adam Warren** did not record a decision in his Major League debut, allowing 6ER on 8H in 2.1IP (2BB, 1K, 2HR)... **CF Curtis Granderson** (1-for-4) hit his 22nd home run of the season, part of a four-run first inning...**SS Derek Jeter** (1-for-4) doubled to lead off the first inning for career hit No. 3,185, surpassing Cal Ripken Jr. for sole possession of 13th place on Baseball's all-time list... **OF Dewayne Wise** retired both his batters faced in his pitching debut.

Saturday, June 30

vs. Chicago-AL, Won, 4-0 **47-30, 1st, +5.0**
WP: Kuroda (8-7) **LP:** Peavy (6-5) **SV:** None

The Yankees returned to the win column with a 4-0 shutout vs. Chicago-AL... marked their sixth shutout of the season, fourth at home... **RHP Hiroki Kuroda** tossed 7.0 shutout innings, limiting the White Sox to 3H and 1BB with 11K (also 1WP and 1HP)... retired 15 consecutive batters after Koneko's first-inning single... matched his career high in strikeouts (second time, also 6/6/08 vs. Chicago-NL)...**CF Curtis Granderson** (2-for-4) homered for the second straight game (both in the first inning)...**2B Robinson Cano** (2-for-4) homered for the eighth time in his last 13 games...**LF Dewayne Wise** (3-for-3) tied his career high in hits (fifth time, first since 8/31/10 w/Toronto at Tampa Bay).

July 2012				
Yankees: 13-13				
Home: 7-5 • Road: 6-8				
(through games through 7/31)				
Team	W	L	Pct.	GB
YANKEES	60	43	.583	-
Baltimore	55	49	.529	5.5
Tampa Bay	54	50	.519	6.5
Boston	53	51	.510	7.0
Toronto	51	52	.495	9.0

Sunday, July 1

vs. Chicago-AL, Won, 4-2 **48-30, 1st, +6.0**
WP: Hughes (9-6) **LP:** Floyd (6-8) **SV:** Soriano (18)

The Yankees won the series finale vs. the White Sox, 4-2... **3B Eric Chavez** (2-for-3) and **2B Robinson Cano** (2-for-4) each hit a two-run home run... **RHP Phil Hughes** earned the win, holding Chicago batters to 2ER on 6H in 8.0IP (1BB, 8K)... allowed both runs in the first inning on three baserunners, then held the White Sox to just four baserunners over his remaining seven innings... **RHP Rafael Soriano** tossed a scoreless ninth inning (1.0IP, 1BB, 2K) for his 18th save.

Monday, July 2

at Tampa Bay, Lost, 3-4 **48-31, 1st, +6.0**
WP: Moore (5-5) **LP:** Robertson (0-3) **SV:** Rodney (23)

The Yankees fell to the Rays, 4-3, at Tropicana Field...failed to homer in a game for just the 15th time, falling to 1-14 in such games...outhit the Rays 9-7, just the fifth time they lost when outpitching their opponent...**RHP Freddy Garcia** limited Tampa Bay to 2ER (both on solo home runs) on 5H in 5.1IP with no walks and 4K...**1B Mark Teixeira** (2-for-3) was charged with his first error of the season in the seventh as the Rays scored twice to take the lead...snapped a 93-game errorless streak for Teixeira.

Tuesday, July 3

at Tampa Bay, Lost, 4-7 **48-32, 1st, +5.0**
WP: Shields (8-5) **LP:** Nova (9-3) **SV:** Rodney (24)

The Yankees lost at Tampa Bay, 7-4... marked their ninth consecutive loss at Tropicana Field... the Yankees committed three errors (third time)... allowed a season-high five stolen bases... **RHP Ivan Nova** (6.0IP, 7H, 6R, 3ER, 2BB, 5K, 1HR) lost on the road for the first time in over a year, snapping a 12-game road winning streak... **DH Raul Ibanez** (2-for-4) doubled twice and scored 1R... **LF Dewayne Wise** (2-for-3) homered for the third time in his last five starts.

Wednesday, July 4

at Tampa Bay, Won, 4-3 **49-32, 1st, +5.0**
WP: Logan (3-0) **LP:** Farnsworth (0-1) **SV:** Soriano (19)

The Yankees snapped their nine-game losing streak at Tropicana Field in Tampa Bay, with a 4-3 victory after trailing 3-1 after seven innings... Yankees pitchers struck out 16, their highest total of the season and the sixth time reaching the total in a nine-inning game in franchise history...Yankees batters walked four times in their three-run eighth inning...**RHP David Phelps** started and allowed 1ER in 4.1IP (2H, 3BB, 8K) setting a career high in strikeouts...**1B Mark Teixeira** (1-for-3) hit a solo HR in the seventh to get the Yanks on the board... in the eighth, **DH Alex Rodriguez** (2-for-4) walked in a run and **2B Robinson Cano** (2-for-5) had a two-run single... **RHP Rafael Soriano** improved to 19-of-20 in save opportunities, in retiring the side in order in the ninth (1.0IP).

Thursday, July 5

Day Off **49-32, 1st, +5.5**

Friday, July 6

at Boston, Won, 10-8 **50-32, 1st, +5.5**
WP: Logan (4-0) **LP:** Miller (2-1) **SV:** Soriano (20)

The Yankees defeated Boston, 10-8, in a game that was tied at 5-5 after the end of the first inning...according to the *Elias Sports Bureau*, marked the first time in the history of the rivalry that the teams combined for 10-or-more runs in the first inning...was the first time the Yankees and any opponent each scored at least 5R in the first inning since 5/11/05 vs. Seattle (each team scored 5R in the first)...the Yankees batted around in the first, scoring 5R without an extra-base hit (4 singles, 1BB, 1HP, 2SF)...overcame a 7-6 deficit after six, scoring four runs in the seventh inning...**RHP Hiroki Kuroda** started and tied his season high, allowing 7R (5.2IP, 10H, 6ER, 11BB, 3K, 1HR, 2WP)...**1B Mark Teixeira** (2-for-4) had a game-high 4RBI, including a two-run first-inning single and a two-run seventh-inning triple... also had a SB... **DH Alex Rodriguez** (3-for-4) led the Yankees in hits and had 1RBI on a second-inning groundout...had 2SB, marking his first multi-steal game since 9/25/09 vs. Boston (3SB)...**LHP Boone Logan** recorded the win (0.2IP, 2H, 1ER, 1K, 1HR) for the second straight game, improving to 4-0 this season...**RHP Rafael Soriano** retired all four batters faced (1.1IP, 2K), improving 20-for-21 in save opportunities this season... marked his sixth career save of more than 1.0IP and his first since 8/29/07 with Atlanta at Florida (also 1.1IP).

Saturday, July 7 – Game 1**at Boston, Won, 6-1****51-32, 1st, +6.0****WP:** Garcia (3-2) **LP:** Morales (1-2) **SV:** None

The Yankees defeated Boston, 6-1, in Game 1 of their doubleheader at Fenway Park... The Yankees scored all their runs on home runs (which they also did in Game 2), hitting two sets of back-to-back HRs (Swisher/Jones in the 1st and Jones/Nix in the 4th) for the first time since 8/22/08 at Baltimore (Cano/Molina in 5th and Ransom/Nady in 9th)... **RHP Freddy Garcia** started and recorded the win to improve to 3-2 this season, allowing 1ER in 6.2IP (6H, 2BB, 5K)... was his longest start since 7/25/11 vs. Seattle (7.2IP)... **RF Nick Swisher** (2-for-3) reached base safely in four of five plate appearances (single, HR, 2BB) and hit a three-run HR in the first, snapping a 17AB hitless stretch... **LF Andruw Jones** (2-for-5) hit 2 solo HR, marking his 43rd career multi-HR game and first since 7/14/11 at Toronto... **1B Mark Teixeira** (0-for-4) batted in the No. 2 spot for the first time since 9/28/03 w/ Texas at Anaheim.

Saturday, July 7 – Game 2**at Boston, Lost, 5-9****51-33, 1st, +6.0****WP:** Doubront (9-4) **LP:** Hughes (9-7) **SV:** None

The Yankees lost Game 2 of their doubleheader at Boston, 9-5, committing a season-high four errors... **RHP Phil Hughes** started and took the loss, falling to 9-7 on the season (5.1IP, 10H, 5R, 3ER, 1BB, 3K)... **DH Mark Teixeira** (1-for-4) hit a three-run HR in the first inning... **C Russell Martin** (1-for-2) snapped a career-high 30AB hitless stretch with a second-inning double... **LF/RF Andruw Jones** hit his third HR of the doubleheader, a solo HR in the seventh... **PH/1B/3B Eric Chavez** hit a solo HR in the ninth.

Sunday, July 8**at Boston, Won, 7-3****52-33, 1st, +7.0****WP:** Nova (10-3) **LP:** Lester (5-6) **SV:** None

The Yankees earned the series win with a 7-2 win in the first-half finale at Boston... scored two runs in the first inning, the eighth time in their last 10 games scoring in the first frame... struck out 15 Red Sox batters... **RHP Ivan Nova** became the Yankees' first 10-game winner of the season, limiting Boston to 2R (1ER) on 6H in 6.0IP and recording his third career double-digit strikeout game (2BB, 10K)... **LF Andruw Jones** (2-for-5) homered for the fourth time in his last three games... **DH Robinson Cano** (1-for-4) extended his hitting streak to 15 games... **3B Alex Rodriguez** (1-for-5) had an RBI triple in the fifth, his first three-bagger since 4/21/10 at Oakland.

All-Star Break**July 9-12****Friday, July 13****vs. Los Angeles-AL, Won, 6-5****53-33, 1st, +8.0****WP:** Qualls (1-0) **LP:** Downs (1-1) **SV:** Soriano (21)

The Yankees won their first game after the All-Star break, 6-5, vs. the Angels... scored four runs in the eighth to come back from a 5-2 deficit... **1B Mark Teixeira** (2-for-4) recorded his 36th career multi-home game, and third this season with a two-run HR and a game-tying three-run HR in the eighth... **C Russell Martin** (1-for-3) drove in the game-winning run with a two-out single, and also threw out two runners attempting to steal... **SS Derek Jeter** (2-for-4) scored two runs, the first of which was the 1,817th of his career breaking a tie with Carl Yastzremski (1,816) for 16th place all time... **2B Robinson Cano** (1-for-4) extended his hitting streak to 16 games... **RHP Hiroki Kuroda** (7.1IP, 8H, 5ER, 1BB, 6K, 1HP, 2HR) started and did not draw a decision.

Saturday, July 14**vs. Los Angeles-AL, Won, 5-3****54-33, 1st, +8.0****WP:** Garcia (4-2) **LP:** Williams (6-6) **SV:** Soriano (22)

The Yankees won their second straight game following the All-Star break, defeating the Angels, 5-3 at Yankee Stadium... the Yankees bullpen tossed 4.0 scoreless IP of relief (2H, 0BB, 4K)... **RHP Freddy Garcia** started and earned the win, allowing 3ER in 5.0IP (5H, 5BB, 4K, 1WP) to improve his career mark against the Angels to 16-3 (.842) in 28 starts... **2B Robinson Cano** (2-for-4) extended his hitting streak

to 17 games with a first-inning two-run HR and a run-scoring single in the sixth... **CF Curtis Granderson** (1-for-4) hit his 24th HR of the season, a two-run HR in the third... **RHP Rafael Soriano** tossed a perfect ninth inning (1.0IP, 2K) to record the save for the second straight game and 22nd time in 23 chances this season.

Sunday, July 15**vs. Los Angeles-AL, Lost, 8-10****54-34, 1st, +8.0****WP:** Weaver (11-1) **LP:** Nova (10-4) **SV:** Jepsen (1)

The Yankees fell in their series finale vs. the Angels, 10-8... scored 3R in the ninth, but the rally fell short as they stranded the bases loaded to end the game... marked the 39th consecutive game the Yankees scored at least 3R, setting a single-season franchise record... hit 4HR in the game (Rodriguez, Chavez, Granderson, Teixeira), and allowed 4HR... **RHP Ivan Nova** (6.0IP, 9H, 6ER, 2BB, 3K, 3HR) tied a career-high in homers (second time)... **2B Robinson Cano** (2-for-3) extended his hitting streak to 18 games.

Monday, July 16**vs. Toronto, Won, 6-3****55-34, 1st, +9.0****WP:** Robertson (1-3) **LP:** Loup (0-1) **SV:** Soriano (23)

The Yankees opened the series vs. Toronto with a 6-3 win... **LF Raul Ibanez** (1-for-3) hit a game-winning grand slam in the bottom of the eighth to break a 2-2 tie... **C Russell Martin** (1-for-4) opened the scoring with a solo home run in the second... **2B Robinson Cano** (2-for-3) extended his hitting streak to 19 games with an RBI double... **RHP Phil Hughes** held the Blue Jays to 2ER on 4H in 7.0IP (3BB, 4K, 1HR, 1WP) in the no-decision... **RHP Rafael Soriano** (0.2IP, 1H, 1K) recorded the final two outs for his 23rd save in 24 chances.

Tuesday, July 17**vs. Toronto, Won, 6-1****56-34, 1st, +9.5****WP:** Sabathia (10-3) **LP:** Cecil (2-2) **SV:** Soriano (24)

The Yankees won their second straight game with a 6-1 victory vs. Toronto... **LHP CC Sabathia** tossed 6.0 shutout innings (4H, 1BB, 6K) and earned the win in his first start since 6/24, after being reinstated from the 15-day D.L. prior to the game... **LF Andruw Jones** (1-for-3) hit a three-run homer in the second, his 432nd career HR to break a tie with Cal Ripken Jr. for sole possession of 41st place on Baseball's all-time list... **2B Robinson Cano** (1-for-4) extended his hitting streak to 20 games... **3B Jayson Nix** (3-for-4) tied a career high in hits (ninth time, second this season - also 5/19 vs. Cincinnati).

Wednesday, July 18**vs. Toronto, Won, 6-0 (7 innings)****57-34, 1st, +10.0****WP:** Kuroda (9-7) **LP:** Romero (6-0) **SV:** None

The Yankees completed the series sweep of the Blue Jays with a 6-0, rain-shortened win... the game was called after the top of the seventh inning due to rain... was their seventh shutout of the season, fifth at home... scored four runs in the first inning, including a two-run home run by **1B Mark Teixeira** (2-for-3)... **2B Robinson Cano** (1-for-3) extended his hitting streak to 21 games... **RHP Hiroki Kuroda** tossed 7.0 scoreless innings (4H, 0BB, 5K) and was credited with a complete game, the third of his career.

Thursday, July 19**at Oakland, Lost, 3-4****57-35, 1st, +9.0****WP:** Griffin (2-0) **LP:** Garcia (4-3) **SV:** Cook (10)

The Yankees had their three-game winning streak come to an end with a 4-3 loss at Oakland... also snapped their nine-game winning streak at Oakland's O.co Coliseum... **RHP Freddy Garcia** allowed 4ER on 9H in 5.2IP in the losing effort (2BB, 6K, 1HR)... **SS Derek Jeter** (2-for-4) recorded his third straight multi-hit game and scored the 1,822nd run of his career, tying Eddie Collins for 15th on Baseball's all-time list... **RF Nick Swisher** (2-for-4) hit a solo HR in the ninth and drove in two runs... **2B Robinson Cano** (1-for-4) extended his hitting streak to 22 games.

Friday, July 20
at Oakland, Lost, 2-3 **57-36, 1st, +8.0**
WP: Cook (4-2) **LP:** Eppley (0-1) **SV:** None
 The Yankees suffered a 3-2, "walk-off" loss at Oakland... came back from a 2-0 deficit to tie in the ninth... snapped a franchise-record streak 43 straight game scoring at least 3R... **2B Robinson Cano** (2-for-4) extended his hitting streak to a career-high 23 games and hit the game-tying solo HR in the ninth... **C Russell Martin** (1-for-3) provided the Yankees' other run with a solo HR in the eighth... **RHP Ivan Nova** limited the A's to 2ER in 6.2IP (9H, 1BB, 6K) in the no-decision... **RHP Cody Eppley** allowed the game-winning run in the ninth for the loss.

Saturday, July 21
at Oakland, Lost, 1-2 **57-37, 1st, +7.0**
WP: Parker (7-4) **LP:** Hughes (9-8) **SV:** Doolittle (1)
 The Yankees lost their third straight game, falling 2-1 at Oakland... held Oakland batters to just 4H, marking the first time they limited an opponent to 4H or less and lost since 5/11/11 vs. Kansas City... had won their previous 17 such games... **RHP Phil Hughes** (7.2IP, 4H, 2ER, 2BB, 6K, 2HR) suffered the loss, allowing a go-ahead solo home run in the eighth... **LF Raul Ibanez** (1-for-3) had a two-out single in the fourth to drive in the Yankees' lone run... **2B Robinson Cano** (0-for-4) saw his 23-game hitting streak come to an end.

Sunday, July 22
at Oakland, Lost, 4-5 (12 inn.) **57-38, 1st, +6.0**
WP: Blevins (3-0) **LP:** Eppley (0-2) **SV:** None
 The Yankees suffered the sweep at Oakland, losing, 4-5, in "walk-off" fashion in 12 innings in the series finale... had a 4-0 lead after the end of the fourth inning... **CF Curtis Granderson** (2-for-5) hit his 26th home run of the season in the fourth... **DH Alex Rodriguez** (1-for-5) had a two-run double in the three-run third... **LHP CC Sabathia** did not record a decision, holding the A's to 3ER on 6H and 2HR in 7.0IP (1BB, 6K)... **RHP Rafael Soriano** (1.0IP, 2H, 1ER, 2K, 1HR) blew just the second save of the season, allowing the game-tying solo home run in the ninth.

Monday, July 23
at Seattle, Won, 4-1 **58-38, 1st, +7.0**
WP: Kuroda (10-7) **LP:** Millwood (3-8) **SV:** Soriano (25)
 The Yankees snapped their season-high four-game losing streak with a 4-1 win at Seattle... **RF Ichiro Suzuki** (1-for-4) made his Yankees debut, having been acquired prior to the game from Seattle, singling in his first AB... **RHP Hiroki Kuroda** limited the Mariners to 1ER on 3H in 7.0IP (1BB, 9K) for his 10th win of the year... **3B Alex Rodriguez** (2-for-4) hit his 15th HR of the year and also doubled... **1B Mark Teixeira** (3-for-4) doubled twice and had 1RBI.

Tuesday, July 24
at Seattle, Lost, 2-4 **58-39, 1st, +7.0**
WP: Hernandez (9-5) **LP:** Garcia (4-4) **SV:** Wilhelmsen (11)
 The Yankees lost, 4-2, at Seattle... were hit by a pitch three times... left the bases loaded in the fourth and left two runners on in the eighth... **RHP Freddy Garcia** held the Mariners to 3ER on 5H with OBB and a season-high-tying 8K in a season-high 7.1IP (1HR)... **CF Curtis Granderson** (2-for-4) hit his team-leading 27th homer in the first inning... **3B Alex Rodriguez** (1-for-2) was hit by a pitch in the hand in the eighth inning and left the game with a left fifth metacarpal fracture.

Wednesday, July 25
at Seattle, Won, 5-2 **59-39, 1st, +8.0**
WP: Phelps (2-3) **LP:** Luetge (1-1) **SV:** Soriano (26)
 The Yankees emerged with a series win, taking the rubber game at Seattle, 5-2... scored four runs in the eighth inning... held Seattle to just 3H (all singles)... **PH Jayson Nix** (1-for-1) had a bases-clearing, pinch-hit double in the eighth... **SS Derek Jeter** (3-for-4) hit a solo HR in the first inning, batting in the No. 2 spot

in the lineup for the first time this year... **RHP Ivan Nova** limited the Mariners to 2H and 2ER in 5.0IP with 5K, but walked a career-high six batters... Yankees relievers (**Rapada, Phelps, Robertson** and **Soriano**) combined to toss 4.0 scoreless IP, allowing just 1H and striking out five.

Thursday, July 26
Day Off **59-39, 1st, +7.5**

Friday, July 27
vs. Boston, Won, 10-3 **60-39, 1st, +8.5**
WP: Hughes (10-8) **LP:** Cook (2-4) **SV:** None
 The Yankees won their fourth straight home game with a 10-3 victory vs. Boston... **RHP Phil Hughes** (7.0IP, 5H, 3ER, 1BB, 5K, 3HR) earned his 10th win of the season... **LF Raul Ibanez** (1-for-2) put the Yankees up early with a two-run homer in the first... **CF Curtis Granderson** capped the scoring with an eighth-inning grand slam—the fifth of his career and second this season... **C Russell Martin** (1-for-3) also homered for the Yankees... **RF Ichiro Suzuki** (1-for-4) made his home debut as a Yankee.

Saturday, July 28
vs. Boston, Lost, 6-8 **60-40, 1st, +8.5**
WP: Miller (3-1) **LP:** Soriano (2-1) **SV:** Aceves (22)
 The Yankees fell short in their bid for a comeback win, falling vs. Boston, 8-6... **1B Mark Teixeira** (2-for-4) hit a game-tying two-run HR in the eighth... **RHP Rafael Soriano** was charged with 2ER in the ninth though for the loss (1.0IP, 2H, 1BB, 1K)... **LHP CC Sabathia** (6.0IP, 8H, 6ER, 2BB, 6K, 1HR) allowed a season high in runs, surrendering 3R in the first inning... **C Chris Stewart** (1-for-1) hit his first homer as a Yankee... **3B Jayson Nix** (1-for-2) hit his fourth HR, matching his total from all of last year.

Sunday, July 29
vs. Boston, Lost, 2-3 (10 inn.) **60-41, 1st, +7.5**
WP: Aceves (2-6) **LP:** Robertson (1-4) **SV:** None
 The Yankees fell in the series finale vs. Boston, 3-2 in 10 innings... marked their first extra-inning game at home in 2012... induced five grounded into double plays, their most in a game since 4/2/08 vs. Toronto (also five)... **RHP Hiroki Kuroda** limited the Red Sox to 2ER in 8.0IP (7H, 1BB, 4K) in the no-decision... **C Russell Martin** (2-for-2) hit a solo homer in the seventh inning and a game-tying RBI single in the eighth.

Monday, July 30
vs. Baltimore, Lost, 4-5 **60-42, 1st, +6.5**
WP: Gonzalez (3-2) **LP:** Garcia (4-5) **SV:** Johnson (31)
 The Yankees lost their third straight game, losing 5-4, vs. Baltimore... stranded the tying run on third and winning run on second in the bottom of the ninth... **RHP Freddy Garcia** suffered his third straight loss, despite limiting the O's to 3ER in 6.0IP (9H, OBB, 2K, 1HR, 1BK)... **RF Ichiro Suzuki** (1-for-4) hit his first homer as a Yankee and 100th of his career run the seventh inning... was the second half of back-to-back home runs with **3B/1B Eric Chavez** (2-for-3)... **LF Raul Ibanez** (2-for-4) also homered, his second in as many starts.

Tuesday, July 31
vs. Baltimore, Lost, 5-11 **60-43, 1st, +5.5**
WP: Tillman (4-1) **LP:** Nova (10-5) **SV:** None
 The Yankees lost their fourth straight game, falling, 11-5, vs. Baltimore... scored all five runs in the first inning... allowed seven runs in the second, their most surrendered in an inning at home since 6/9/11 vs. Boston (also 7R, top 7th)... marked the Yankees' first loss in a game after scoring at least 5R in the first since 5/4/07 vs. Seattle... **RHP Ivan Nova** allowed a career-high 9ER on 10H in 5.0IP (1BB, 5K, 1HR, 1WP)... **2B Robinson Cano** (1-for-3) snapped his season-high 0-for-14 stretch with a two-run homer... **RF Ichiro Suzuki** (1-for-4) extended his hitting streak to eight games.

August 2012
Yankees: 15-13
Home: 9-6 • Road: 6-7
 (through games through 8/31)

Team	W	L	Pct.	GB
YANKEES	75	56	.573	-
Baltimore	73	58	.557	2.0
Tampa Bay	71	61	.538	4.5
Boston	62	71	.466	14.0
Toronto	60	71	.458	15.0

Wednesday, Aug. 1

vs. Baltimore, Won, 12-3 **61-43, 1st, +6.5**
WP: Hughes (11-8) **LP:** Britton (1-1) **SV:** None

The Yankees won the series finale vs. Baltimore, 12-3... marked their second-most runs and hits in a game this season... scored in each of the first three innings, including a seven-run third... **2B Robinson Cano** (2-for-3) capped off the big inning with a grand slam, the ninth of his career... **RHP Phil Hughes** earned his 11th win of the season, holding the O's to 1ER in 6.0IP (9H, 2BB, 2K)... **CF Curtis Granderson** (2-for-5) also homered... **SS Derek Jeter** (3-for-4) collected his second straight 3H game... **1B Casey McGehee** (0-for-2) made his Yankees debut, with 2BB, 2R and a SF.

Wednesday, Aug. 2

Day Off **61-43, 1st, +6.5**

Friday, Aug. 3

vs. Seattle, Won, 6-3 **62-43, 1st, +6.5**
WP: Sabathia (11-3) **LP:** Millwood (4-9) **SV:** None

The Yankees won their second straight game with a 6-3 victory vs. Seattle... **LHP CC Sabathia** hurled his 35th career complete game (ninth as a Yankee), holding the M's to 3H and 3ER in 9.0 (1BB, 10K, 2HR) for his fourth straight win... **3B Eric Chavez** (2-for-4) hit his 10th homer of the season... **LF Ichiro Suzuki** (1-for-4) extended his hitting streak to 10 games.

Saturday, Aug. 4

vs. Seattle, Lost, 0-1 **62-44, 1st, +6.5**
WP: Hernandez (10-5) **LP:** Kuroda (10-8) **SV:** None

The Yankees suffered a 1-0 shutout to the Mariners... were held to just 2H, their fewest in a game since 4/10/11 at Boston (also 2H), and their fewest at home since 8/3/10 vs. Toronto (also 2H)... **RHP Hiroki Kuroda** (6.1IP, 7H, 1ER, 1BB, 4K, 1HP) lost for the first time since 6/19 vs. Atlanta, snapping a four-game winning streak over his last seven starts... held his opponent to 1ER or less for the ninth time this season... **LF Ichiro Suzuki** (1-for-3) extended his hitting streak to 11 games.

Sunday, Aug. 5

vs. Seattle, Won, 6-2 **63-44, 1st, +6.5**
WP: Garcia (5-5) **LP:** Iwakuma (2-3) **SV:** None

The Yankees concluded their homestand with a 6-2 win vs. Seattle... **RHP Freddy Garcia** improved to 5-1 in day games this season, holding the Mariners to 2ER in 5.0IP (5H, 4BB, 2K, 1HP)... **DH Raul Ibanez** (2-for-4) hit a solo HR and also had a two-out, two-run single... **LF Ichiro Suzuki** (1-for-3) extended his hitting streak to 12 games... **C Chris Stewart** (2-for-3) collected his fifth multi-hit game of the year, scored a career-high 3R and also stole the first base of his ML career.

Monday, Aug. 6

at Detroit, Lost, 2-7 **63-45, 1st, +5.5**
WP: Verlander (12-7) **LP:** Nova (10-6) **SV:** None

The Yankees dropped the series opener at Detroit, 7-2... struck out 14 times in the game, all against Justin Verlander... scored both runs in the fifth inning on back-to-back two-out RBI singles by **SS Derek Jeter** (2-for-5) and **2B Robinson Cano** (2-for-4)... **RHP Ivan**

Nova suffered his third straight loss, allowing 7ER on a career-high-tying 11H in 5.1IP (0BB, 5K, 2HR)... **3B Eric Chavez** (3-for-4) tied his season high in hits, doubling twice and scoring 1R.

Tuesday, Aug. 7

at Detroit, Lost, 5-6 **63-46, 1st, +4.5**
WP: Porcello (9-6) **LP:** Hughes (11-9) **SV:** Valverde (22)

The Yankees lost their second straight, falling, 6-5, at Detroit... scored two runs in the ninth and stranded the tying run on third base and the go-ahead run on second... **RF Nick Swisher** (3-for-4) doubled twice and scored 1R... **3B Eric Chavez** (2-for-4) hit a two-run homer run in the fourth, and scored twice... **LF Ichiro Suzuki** (2-for-4) had two RBI hits.

Wednesday, Aug. 8

at Detroit, Won, 12-8 **64-46, 1st, +4.5**
WP: Sabathia (12-3) **LP:** Sanchez (1-2) **SV:** None

The Yankees snapped their two-game losing streak with a 12-8 win at Detroit... collected a season-high 18 hits, their most on the road since 8/3/11 at Chicago-AL (23H)... the Yankees scored at least one run in six different innings... all 10 Yankees who had at least 1AB recorded at least 1H... eight different Yankees scored at least 1R... marked their second-most runs on the road this season behind a 15-9 win at Boston on 4/21... went 8-for-16 with RISP... **LHP CC Sabathia** (6.2IP, 8H, 5R, 3ER, 1BB, 7K, 1HP) earned his 12th win of the season... **CF Curtis Granderson** (3-for-5) doubled and hit a three-run home run, collecting 4RBI on the night.

Thursday, Aug. 9

at Detroit, Won, 4-3 **65-46, 1st, +5.5**
WP: Rapada (3-0) **LP:** Benoit (1-3) **SV:** Soriano (27)

The Yankees took the series finale at Detroit with a 4-3 win... **1B Mark Teixeira** (1-for-4) and **3B Eric Chavez** (2-for-4) hit back-to-back home runs in the eighth to put the Yankees ahead... **RHP Hiroki Kuroda** held the Tigers to 3ER in 6.1IP (10H, 0BB, 5K, 1HR) in the no-decision... **RHP Rafael Soriano** earned the save, his first save since 7/25, with 1.1 scoreless IP (2H).

Friday, Aug. 10

at Toronto, Won, 10-4 **66-46, 1st, +5.5**
WP: Garcia (6-5) **LP:** Romero (8-9) **SV:** None

The Yankees won their third straight game with a 10-4 victory at Toronto... scored 7R over the final two innings... **CF/RF Ichiro Suzuki** (2-for-5) doubled and drove in five runs, matching his most RBI in a game (third time, first since 2004)... made his first start in centerfield since he made 69 starts there in 2008... **DH Mark Teixeira** (1-for-5) homered for the second time in as many days... **RHP Freddy Garcia** won his second straight start, limiting the Jays to 2ER in 6.0IP (5H, 0BB, 4K, 1HR).

Saturday, Aug. 11

at Toronto, Won, 5-2 **67-46, 1st, +6.0**
WP: Nova (11-6) **LP:** Laffey (3-3) **SV:** Soriano (28)

The Yankees won their fourth straight game, defeating the Blue Jays, 5-2... all five runs scored with two outs, including a four-run fourth inning... **RHP Ivan Nova** held Toronto to 2ER on 5H in 7.1IP, striking out 10 batters (1BB, 2HP)... **3B Casey McGehee** (2-for-4) hit his first homer as a Yankee in the fourth, a three-run HR.

Sunday, Aug. 12

at Toronto, Lost, 7-10 **67-47, 1st, +5.0**
WP: Happ (1-1) **LP:** Hughes (11-10) **SV:** Janssen (15)

The Yankees had their four-game winning streak come to an end with a 10-7 loss at Toronto... trailed 10-1 at the end of the fifth... **RHP Phil Hughes** allowed a season-high-tying 7ER on 9H in 4.0IP (1BB, 4K, 1HR) in the losing effort... **SS Derek Jeter** (3-for-5) hit his ninth homer of the season, doubled, scored twice and drove in two runs... **2B Robinson Cano** (1-for-3) also homered, his 25th of the season.

Monday, Aug. 13

vs. Texas, **Won, 8-2** **68-47, 1st, +5.0**
WP: Phelps (3-3) **LP:** Dempster (1-1) **SV:** None

The Yankees took the series opener vs. Texas, 8-2... **RHP David Phelps** limited the Rangers to 2ER in 5.0IP (6H, 1BB, 3K, 1HR, 1HP), earning his first career win as a starter... **DH Nick Swisher** (2-for-4) hit his sixth career grand slam—and 200th career homer—in the third inning... **3B Eric Chavez** (2-for-4) also homered, and collected his fifth straight multi-hit game... **RHP Derek Lowe** made his Yankees debut, tossing 4.0 scoreless innings and was credited with the save (2H, 4K).

Tuesday, Aug. 14

vs. Texas, **Won, 3-0** **69-47, 1st, +6.0**
WP: Kuroda (11-8) **LP:** Harrison (13-7) **SV:** None

The Yankees won their second straight with a 3-0 win vs. Texas... **RHP Hiroki Kuroda** (9.0IP, 2H, 2BB, 5K, 1WP) tossed a two-hit shutout, holding the Rangers hitless over the first six innings... allowed just four balls out of the infield (Young fifth-inning flyout to LF, Hamilton seventh-inning flyout to RF, Young eighth-inning single to CF and Kinsler ninth-inning flyout to LF)... the 2H allowed matched the fewest surrendered by the Yankees in 2012 (also 6/8 vs. the Mets)... **RF Nick Swisher** (1-for-4) and **1B Mark Teixeira** (2-for-4) hit back-to-back home runs in the seventh inning.

Wednesday, Aug. 15

vs. Texas, **Won, 3-2** **70-47, 1st, +6.0**
WP: Garcia (7-5) **LP:** Feldman (6-8) **SV:** Soriano (29)

The Yankees won their third straight, defeating Texas, 3-2... scored all 3R in the third inning in their eighth straight home win vs. Texas... **RHP Freddy Garcia** limited the Rangers to 2ER (on solo HRs by Hamilton) in 6.2IP (4H, 1BB, 6K, 2HR)... **RF Nick Swisher** (1-for-5) hit an RBI double and scored 1R... **3B Eric Chavez** (3-for-3) collected his sixth straight multi-hit game... **SS Derek Jeter** (1-for-4) extended his hitting streak to 11 games.

Thursday, Aug. 16

vs. Texas, **Lost, 10-6** **70-48, 1st, +6.0**
WP: Schepers (0-1) **LP:** Logan (4-1) **SV:** None

The Yankees had their three-game winning streak come to an end with a 10-6 loss vs. Texas... climbed back from a 4-0 deficit with a five-run sixth inning... **RHP Ivan Nova** allowed 4ER in 5.2IP in the no-decision (7H, 4BB, 2K, 1HP)... Yankees relievers combined to allow 6ER in 3.1IP... **LF Andruw Jones** (1-for-4) hit a game-tying two-run HR in the sixth... **SS Derek Jeter** (2-for-5) extended his hitting streak to 12 games.

Friday, Aug. 17

vs. Boston, **Won, 6-4** **71-48, 1st, +6.0**
WP: Hughes (12-10) **LP:** Morales (3-4) **SV:** Soriano (30)

The Yankees won the series opener vs. Boston, 6-4... hit a season-high tying 5HR, including four off starter Franklin Morales... **1B Nick Swisher** (2-for-3) collected his 19th career multi-homer game (second this season), homering from both sides of the plate in the same game for the 12th time... **DH Derek Jeter** (1-for-4) hit his 250th career home run to tie the game at 4-4... **SS Jayson Nix** (1-for-4) hit a go-ahead two-out, RBI single in the sixth... **RHP Phil Hughes** earned his 12th win of the season, surrendering four unearned runs in 7.0IP (4H, 0ER, 1BB, 4K, 1HR).

Saturday, Aug. 18

vs. Boston, **Lost, 4-1** **71-49, 1st, +5.0**
WP: Lester (7-10) **LP:** Phelps (3-4) **SV:** Aceves (25)

The Yankees fell to the Red Sox, 4-1... marked just the 14th time this season they were held to 1R or less... **RHP David Phelps** took the loss, holding Boston to 3ER in a career-high 6.2IP (7H, 0BB, 7K, 1HR)... **CF Curtis Granderson** (2-for-3) drove in the Yankees' only run with a fourth-inning solo HR... **1B Nick Swisher** (3-for-4) had three of the Yankees' 7H.

Sunday, Aug. 19

vs. Boston, **Won, 4-1** **72-49, 1st, +5.0**
WP: Kuroda (12-8) **LP:** Beckett (5-11) **SV:** Soriano (31)

The Yankees won the series finale vs. Boston, 4-1... **RHP Hiroki Kuroda** earned his 12th win of the season, holding the Red Sox to 1ER on 4H in 8.0IP (0BB, 4K, 1HR)... retired 13 of his first 14 batters faced... **RF Ichiro Suzuki** (3-for-4) recorded his seventh career multi-homer game (second this season) with a pair of solo HRs... **CF Curtis Granderson** (1-for-2) hit in the cleanup spot for the second time in his career... **SS Derek Jeter** (3-for-4) collected his team-leading 50th multi-hit game.

Monday, Aug. 20

at Chicago-AL, **Lost, 6-9** **72-50, 1st, +4.0**
WP: Myers (2-1) **LP:** Logan (4-2) **SV:** Reed (22)

The Yankees dropped the opener at U.S. Cellular Field, 9-6... lost leads of 3-0 and 6-5... Yankees relievers combined to allow 4ER in 3.2IP... **SS Derek Jeter** (4-for-5) collected his fourth game of at least 4H this season... surpassed Nap Lajoie (3,252) and tied Eddie Murray (3,255) for 11th place on Baseball's all-time hits list... also surpassed Craig Biggio (1,844) for 13th place on Baseball's all-time runs list... **1B Mark Teixeira** (2-for-4) drove in two runs in his first game back after missing 3G with a sore left wrist... **RHP Freddy Garcia** allowed 5ER on 6H in 4.1IP (4BB, 8K, 1HR, 1WP)... tied his season high in strikeouts and surrendered all 5R in the fifth.

Tuesday, Aug. 21

at Chicago-AL, **Lost, 3-7** **72-51, 1st, +4.0**
WP: Liriano (5-10) **LP:** Nova (11-7) **SV:** None

The Yankees dropped their second straight at Chicago-AL, losing, 7-3... scored two runs in the first inning, including a leadoff home run on the game's first pitch by **SS Derek Jeter** (1-for-5)... was Jeter's 3,256th career hit surpassing Eddie Murray (3,255) for sole possession of 11th on Baseball's all-time list... **C Russell Martin** (2-for-4) also homered and recorded his first multi-hit game since 8/6... **RHP Ivan Nova** recorded the loss, allowing 6ER in 6.0IP (7H, 2BB, 3K, 2HR) and surrendering a Kevin Youkilis grand slam.

Wednesday, Aug. 22

at Chicago-AL, **Lost, 1-2** **72-52, 1st, +3.0**
WP: Sale (15-5) **LP:** Hughes (12-11) **SV:** Reed (23)

The Yankees suffered the series sweep at Chicago-AL, falling, 2-1, in the finale... Yankees batters struck out a season-high-tying 15 times, including 13 against starter Chris Sale... **SS Derek Jeter** (1-for-4) hit a solo HR—his career-high third straight game with a HR—for the Yankees' lone run... **2B Robinson Cano** (2-for-4) had half of the Yankees' hits, including a double... **RHP Phil Hughes** allowed just 2ER in 7.0IP in the losing effort (5H, 2BB, 5K, 1HR).

Thursday, Aug. 23

Off Day **72-52, 1st, +2.5**

Friday, Aug. 24

at Cleveland, **Won, 3-1** **73-52, 1st, +3.5**
WP: Sabathia (13-3) **LP:** Allen (0-1) **SV:** Soriano (33)

The Yankees snapped their three-game losing streak with a 3-1 win at Cleveland... **LHP CC Sabathia** held the Indians to 4H and 1ER (on a solo HR) in 7.1IP (1BB, 9K) for his team-leading 13th win after getting activated off the D.L. prior to the game... **RHP Rafael Soriano** (1.0IP, 2H, 1BB, 1K) collected his 32nd save, stranding the bases loaded in the ninth... **RF Nick Swisher** (3-for-4) hit a go-ahead two-run HR in the seventh that proved to be the difference.

Saturday, Aug. 25

at Cleveland, **Lost, 1-3** **73-53, 1st, +3.5**
WP: Masterson (10-11) **LP:** Kuroda (12-9) **SV:** Perez (33)

The Yankees lost their first game of the season against Cleveland, falling, 3-1... left nine men on base, including stranding the bases loaded in the sixth and seventh innings... **RHP Hiroki Kuroda** recorded a complete-game loss, allowing 3ER in 8.0IP (4H, 2BB, 6K, 1HR, 2HP)... allowed all three runs on a first-inning homer... **1B Mark Teixeira** (0-for-3) drove in **SS Derek Jeter** (2-for-5) with a sixth-inning sacrifice fly for the Yankees' lone run of the game.

Sunday, Aug. 26**at Cleveland, Won, 4-2****74-53, 1st, +4.0****WP:** Logan (5-2)**LP:** Jimenez (9-13)**SV:** Soriano (34)

The Yankees won their series finale at Cleveland, 4-2... scored three runs in the second inning... **RF Nick Swisher** (3-for-4) doubled and had a two-out RBI single in the second... **CF Curtis Granderson** (1-for-4) hit his 200th career home run, a solo HR in the sixth... **RHP Freddy Garcia** held the Indians to 2ER in 4.2IP (4H, 2BB, 6K) but was not in the game long enough to record the win... Yankees relievers (**Logan, Robertson** and **Soriano**) combined to toss 4.1 scoreless innings.

Monday, Aug. 27**vs. Toronto, Lost, 7-8****74-54, 1st, +3.5****WP:** Oliver (3-2)**LP:** Lowe (8-11)**SV:** None

The Yankees lost the first game of the series vs. Toronto, 8-7, in 11 innings... marked the Yankees' longest home game this season... was their fifth straight extra-inning loss at home dating back to last year... **2B Robinson Cano** (2-for-4) recorded his ninth career multi-HR game (second this season) with solo homers in each of his first two ABs... **SS Derek Jeter** (1-for-5) hit a game-tying solo HR to lead off the ninth... **RHP David Phelps** tossed 6.1IP (5H, 4ER, 1BB, 7K, 2HR) in the no decision... **RHP Rafael Soriano** blew his third save of the season, allowing a go-ahead 3R HR with two outs in the ninth... **RHP Derek Lowe** was charged with the loss, allowing an unearned run in the 11th after making a throwing error on a pickoff attempt... **1B Mark Teixeira** (0-for-1) left the game in the fifth inning with a left calf strain.

Tuesday, Aug. 28**vs. Toronto, Won, 2-1****75-54, 1st, +3.5****WP:** Hughes (13-11)**LP:** Romero (8-12)**SV:** Soriano (34)

The Yankees returned to the win column with a 2-1 win vs. Toronto... allowed eight baserunners in the game... **RHP Phil Hughes** earned his 13th win, limiting the Blue Jays to 1ER on 4H in 7.0IP (3BB, 5K, 1HR, 1HP)... **RHP David Robertson** tossed 1.0 scoreless inning, pitching for the third consecutive day for the first time in his career... **DH Steve Pearce** (0-for-2) made his Yankees debut, walking and scoring the eventual game-winning run in the fourth... **RF Nick Swisher** (1-for-3) had a two-out RBI single in the third.

Wednesday, Aug. 29**vs. Toronto, Lost, 5-8****75-55, 1st, +3.5****WP:** Happ (3-1)**LP:** Sabathia (13-4)**SV:** Janssen (17)

The Yankees lost the series finale vs. Toronto, 8-5... lost leads of 2-0 and 4-3... went 3-for-17 with runners in scoring position, matching their most AB with RISP in a nine-inning game this season... had 6 doubles, their most in a loss since 8/11/03 at Kansas City (8 doubles in 12-9 loss)... **LHP CC Sabathia** was charged with 5R in 7.0IP (9H, 2ER, 0BB, 8K, 1HR, 1WP), snapping an eight-game winning streak vs. Toronto... **SS Derek Jeter** (1-for-4) committed an error in the first inning, snapping a 38-game errorless stretch... **CF Curtis Granderson** (1-for-4) drove in three of the Yankees' five runs.

Thursday, Aug. 30**Off Day****75-55, 1st, +3.0****Friday, Aug. 31****vs. Baltimore, Lost, 1-6****75-56, 1st, +2.0****WP:** Gonzalez (6-3)**LP:** Kuroda (12-10)**SV:** None

The Yankees dropped their second straight, losing, 6-1, vs. Baltimore... had just one baserunner over the first five innings and six baserunners total in the game... **CF Curtis Granderson** (1-for-4) hit a solo HR in the ninth for the Yankees' lone run... was the 200th homer of the season for the Yankees... **RHP Hiroki Kuroda** suffered his second straight loss, allowing 4ER on 8H in 8.1IP (0BB, 4K, 2HR).

September/October 2012**Yankees: 20-11****Home: 11-3 • Road: 9-8****(through games through 10/3)**

Team	W	L	Pct.	GB
YANKEES	95	67	.586	-
Baltimore	93	69	.574	2.0
Tampa Bay	90	72	.556	5.0
Toronto	73	89	.451	22.0
Boston	69	93	.426	26.0

Saturday, Sept. 1**vs. Baltimore, Won, 4-3****76-56, 1st, +3.0****WP:** Logan (6-2)**LP:** Chen (12-8)**SV:** Soriano (35)

The Yankees came back from a 3-0 deficit for a 4-3 victory vs. Baltimore... batted around in the seventh inning, scoring three runs on 3BB, 2 singles and 1 reached-on-error... **RHP David Phelps** allowed 3ER and a career-high 6BB in 4.2IP (3H, 3K, 1HP, 1HR) in the no-decision... Yankees relievers (Eppley, Logan, Robertson and Soriano) combined to allow just 1H in 4.2IP (2BB, 3K)... **2B Robinson Cano** (1-for-4) hit a solo HR in the fourth to put the Yankees on the board... **CF Curtis Granderson** (0-for-1) left the game with a tight right hamstring prior to the top of the third.

Sunday, Sept. 2**vs. Baltimore, Lost, 3-8****76-57, 1st, +2.0****WP:** Wolf (1-0)**LP:** Hughes (13-12)**SV:** None

The Yankees dropped the series finale vs. Baltimore, 8-3... led 2-1 after the fifth, before allowing 4R in the sixth and 3R in the eighth... the Yankees used eight pitchers... **RHP Phil Hughes** lost for just the fourth time at home this season, allowing 5ER on 8H in 5.0IP (1BB, 6K, 2HR)... allowed just 1H over the first four innings... **CF Chris Dickerson** (1-for-1) hit a two-run HR in his first AB of the season in the second.

Monday, Sept. 3**at Tampa Bay, Lost, 3-4****76-58, 1st, +1.0****WP:** Robertson (1-5)**LP:** Shields (13-8)**SV:** Rodney (41)

The Yankees lost their second straight game, falling, 4-3 at Tampa Bay on Labor Day... scored all three runs in the fourth inning... had just three baserunners over the final five innings... stranded the tying run on third base to end the game... **LHP CC Sabathia** held the Rays to 3ER in 7.0IP (8H, 2BB, 4K, 1HR) in the no decision... **LF Raul Ibanez** (1-for-3) had a game-tying RBI triple in the 3R fourth.

Tuesday, Sept. 4**at Tampa Bay, Lost, 2-5****76-59, T1st, ---****WP:** Cobb (9-8)**LP:** Garcia (7-6)**SV:** Rodney (42)

The Yankees suffered their third straight loss, 5-2, at Tampa Bay... outhit the Rays, 6-5, marking just their eighth loss this season when collecting more hits than their opponent... scored both runs in the top of the first on a two-run homer by **DH Robinson Cano** (1-for-4)... went 0-for-5 with RISP... **RHP Freddy Garcia** took the loss, allowing 5ER on just 5H in 5.1IP (4BB, 5K, 3HR)... marked his most homers allowed since 8/10/10 w/Chicago-AL vs. Minnesota (also 3HR).

Wednesday, Sept. 5**at Tampa Bay, Won, 6-4****77-59, 1st, +1.0****WP:** Kuroda (13-10)**LP:** Moore (10-9)**SV:** Soriano (36)

The Yankees won the series finale at Tampa Bay, 6-4... four of their 8H went for extra bases (3 doubles, 1HR)... won despite striking out a season-high-tying 15 times (second time)... **C Russell Martin** (2-for-4) doubled in two runs in the fourth and hit a solo HR in the sixth... **SS Derek Jeter** (3-for-5) doubled and scored 1R... **RHP Hiroki Kuroda** (6.0IP, 8H, 4ER, 2BB, 3K, 1HR) earned his 13th win... **RHP Rafael Soriano** collected his 36th save with a perfect ninth.

Thursday, Sept. 6
at Baltimore, Lost, 6-10 **77-60, T1st, ---**
WP: O'Day (7-1) **LP:** Robertson (1-6) **SV:** None
 The Yankees fell in the series opener at Camden Yards, 10-6... came back from a 6-1 deficit, scoring 5R in the top of the eighth to tie, before allowing 4R in the bottom of the inning... allowed a season-high 6HR, their most surrendered since 5/7/09 vs. Tampa Bay (also 6HR) and their most ever against Baltimore... scored all six runs with two-outs... **RF Ichiro Suzuki** (3-for-4) tied the game with a two-run single in the eighth... **CF Curtis Granderson** (2-for-4) had his first hits, RBI and run scored in Sept... **RHP David Phelps** allowed 5ER in 4.0IP (2BB, 3K, 2HR), surrendering four first-inning runs... **RHP David Robertson** allowed 3H and 2HR without recording an out for the loss.

Friday, Sept. 7
at Baltimore, Won, 8-5 **78-60, 1st, +1.0**
WP: Hughes (14-12) **LP:** Chen (12-9) **SV:** None
 The Yankees regained sole possession of first place in the AL East with an 8-5 win at Baltimore... scored 5R in the fourth and led 7-0 after the fifth... did not walk a batter in the game... **RHP Phil Hughes** (6.0IP, 6H, 3R, 2ER, 0BB, 5K, 1HR) earned his team-leading 14th win of the season... **C Russell Martin** (1-for-4) hit a three-run HR in the fourth to put the Yankees on the board... **1B Steve Pearce** (1-for-2) followed three batters later with a two-run HR, his first HR as a Yankee... **3B Alex Rodriguez** (2-for-4) hit his 300th home run as a Yankee and 645th of his career in the fifth.

Saturday, Sept. 8
at Baltimore, Lost, 4-5 **78-61, T1st, ---**
WP: Saunders (2-1) **LP:** Sabathia (13-5) **SV:** Johnson (42)
 The Yankees fell 5-4 at Camden Yards... led 2-0 in the second, and stranded the tying run on third base to end the game... **LHP CC Sabathia** suffered his second straight losing decision, allowing 5ER on 8H and a season-high 3HR (6.1IP, 5K, 1HP)... **SS Derek Jeter** (3-for-5) recorded his second straight 3H game... **3B Alex Rodriguez** (1-for-3) homered for the second straight game.

Sunday, Sept. 9
at Baltimore, Won, 13-3 **79-61, 1st, +1.0**
WP: Chamberlain (1-0) **LP:** Britton (5-2) **SV:** None
 The Yankees won the series finale at Baltimore, 13-3... scored in five different innings, and went 7-for-15 with runners in scoring position... drew 8BB in the game, their most in a nine-inning game since 4/29 at Detroit (9BB)... **CF Curtis Granderson** (3-for-3) homered and drove in five runs after entering the game as a pinch-hitter in the sixth... **3B Alex Rodriguez** (1-for-3) scored 3R, his most since 8/25/11 vs. Oakland (also 3R)... Yankee relievers (**Chamberlain**, **Logan**, **Wade** and **Lowe**) combined to toss 5.2 scoreless innings, allowing 1BB and 2BB with 9K... **RHP Freddy Garcia** started and did not record a decision (3.1IP, 3H 3ER, 1BB, 1K).

Monday, Sept. 10
Day Off **79-61, 1st, +1.0**

Tuesday, Sept. 11
at Boston, Lost, 3-4 **79-62, T1st, ---**
WP: Bailey (1-0) **LP:** Robertson (1-7) **SV:** None
 The Yankees suffered a 4-3 "walk-off" loss in the series opener at Fenway Park... were 1-for-12 with runners in scoring position... walked eight times, one shy of their season high... **SS Derek Jeter** (1-for-4) had a two-run ground-rule double in the sixth... **RHP Hiroki Kuroda** did not record a decision, limiting the Red Sox to 3ER in 6.1IP (8H, 0BB, 6K)... **RHP David Robertson** took the loss in relief allowing three consecutive hits to end the ninth.

Wednesday, Sept. 12
at Boston, Won, 5-4 **80-62, T1st, ---**
WP: Phelps (4-4) **LP:** Cook (3-10) **SV:** Soriano (37)
 The Yankees held on for a 5-4 win at Boston... scored all five runs on 3HR with seven of their 11H going for extra bases (also 4 doubles)... went 0-for-13 with RISP, their first win with as many hitless AB with RISP since 1961... **CF Curtis Granderson** (2-for-5) recorded his second multi-homer game of the season and 13th of his career... **2B Robinson Cano** (1-for-5) added a two-run homer, his 30th of the season... **RHP David Phelps** earned the win, limiting the Red Sox to 1ER in 5.2IP (5H, 1BB, 5K)... **RHP Rafael Soriano** collected his fourth four-out save of 2012 (1.1IP, 1H, 1ER, 1K, 1HR).

Thursday, Sept. 13
at Boston, Won, 2-0 **81-62, T1st, ---**
WP: Hughes (15-12) **LP:** Doubront (10-9) **SV:** Soriano (38)
 The Yankees won the series finale in Boston, 2-0... marked their ninth shutout of the season... **RHP Phil Hughes** tossed 7.1 scoreless innings (5H, 1BB, 7K) for his team-leading 15th win of the season... **DH Derek Jeter** (1-for-5) drove in a run with his 3,283rd career hit, tying Willie Mays for 10th on the all-time list... **SS Eduardo Nunez** (2-for-4) and **3B Alex Rodriguez** (2-for-5) each recorded multi-hit games... Rodriguez's run scored in the fourth inning was the 1,888th of his career, tying Lou Gehrig for ninth place all time.

Friday, Sept. 14
vs. Tampa Bay, Lost, 4-6 **81-63, T1st, ---**
WP: Price (18-5) **LP:** Sabathia (13-6) **SV:** Rodney (43)
 The Yankees had their two-game winning streak come to an end with a 6-4 loss vs. Tampa Bay... led 1-0 after the end of the fourth thanks to a solo HR by **CF Curtis Granderson** (1-for-4)... **LHP CC Sabathia** (6.2IP, 6H, 4ER, 2BB, 3K, 1HP, 2WP) suffered his third straight loss... **DH Derek Jeter** (2-for-5) broke a tie with Willie Mays for sole possession of 10th place on Baseball's all-time hits list with his fifth inning infield single... **3B Alex Rodriguez** (1-for-3) hit a two-run HR in the eighth... the run scored was his 1,899th, passing Lou Gehrig for sole possession of ninth place on Baseball's all-time list.

Saturday, Sept. 15
vs. Tampa Bay, Won, 5-3 **82-63, 1st, +1.0**
WP: Nova (12-7) **LP:** Shields (14-9) **SV:** Soriano (39)
 The Yankees defeated Tampa Bay, 5-3... **RHP Ivan Nova** held the Rays to 2ER in 6.0IP (4H, 2BB, 8K, 1HR) in his first start since 8/21 at Chicago-AL... the Yankees scored three runs in the second on back-to-back home runs by **CF Curtis Granderson** (1-for-3) and **SS Eduardo Nunez** (1-for-3).

Sunday, Sept. 16
vs. Tampa Bay, Won, 6-4 **83-63, 1st, +1.0**
WP: Kuroda (14-10) **LP:** Moore (10-11) **SV:** Soriano (40)
 The Yankees won the series finale vs. Tampa Bay, 6-4... scored five runs in the bottom of the third on 3H, 3BB, 1HR, 1 error, 1WP, 1SH and 2SB... **C Russell Martin** (1-for-4) hit a three-run homer in the frame... **RHP Hiroki Kuroda** earned his Major League career-high 14th win (6.0IP, 4H, 4ER, 2BB, 10K, 1HR)... **SS Eduardo Nunez** (0-for-3) stole a career-high three bases and scored twice.

Monday, Sept. 17
Off Day **83-63, 1st, +0.5**

Tuesday, Sept. 18
vs. Toronto, Postponed (Rain) **83-63, T1st, ---**

Wednesday, Sept. 19 - Game 1**vs. Toronto, Won, 4-2** **84-63, 1st, +0.5****WP:** Pettitte (4-3) **LP:** Alvarez (9-13) **SV:** Soriano (41)

In game one, the Yankees won 4-2... scored 3R in the first... **LHP Andy Pettitte** earned the win in his first start since 6/27, tossing 5.0 scoreless innings (4H, 2BB, 3K)... allowed just one hit in his first trip through the lineup... **RHP Rafael Soriano** (1.1IP, 1BB, 2K) collected his fifth save of more than an inning this season.

Wednesday, Sept. 19 - Game 2**vs. Toronto, Won, 4-2** **85-63, 1st, +0.5****WP:** Eppley (1-2) **LP:** Delabar (4-3) **SV:** Soriano (42)

The Yankees won game two, 2-1... stole seven bases, their most since 9/25/09 vs. Boston (also 7SB)... **LF/RF Ichiro Suzuki** (4-for-4) collected 4H, stole four bases and drove in the game-winning run with a two-out RBI single in the eighth... became the fourth player in the Modern Era (since 1900) to record at least 7H and 4SB on one day; also Detroit's Ty Cobb on 10/21/1907 (7H/4SB), Detroit's Johnny Neun on 7/9/1927 (7H/5SB) and the Dodgers' Maury Wills on 8/7/1960 (7H/4SB)... **SS Derek Jeter** (1-for-4) singled to lead off the first for his 200th hit of the season... **RHP David Phelps** (6.2IP, 3H, 1ER, 3BB, 6K) tossed a career-high 110 pitches and tied his career high in innings pitched in a no-decision... **RHP Rafael Soriano** tossed a perfect ninth to record two saves in the same day for the first time in his career.

Thursday, Sept. 20**vs. Toronto, Won, 10-7** **86-63, 1st, +1.0****WP:** Hughes (16-12) **LP:** Laffey (3-6) **SV:** Robertson (2)

The Yankees completed the series sweep vs. Toronto with a 10-7 win... scored seven runs in the fourth, matching their season high for an inning... **RHP Phil Hughes** (5.0IP, 4H, 4ER, 3BB, 9K, 2HP, 1HR) earned his team-leading 16th win... struck out four batters in the fourth, becoming the second Yankee to accomplish the feat... **RF Nick Swisher** (1-for-4) hit his seventh career grand slam in the fourth... **SS Derek Jeter** (2-for-4) extended his hitting streak to 14 games... **RHP David Robertson** struck out the side in the ninth for his second save of the season.

Friday, Sept. 21**vs. Oakland, Won, 2-1 (10 inn.)** **87-63, 1st, +1.0****WP:** Robertson (2-7) **LP:** Doolittle (1-1) **SV:** None

The Yankees won their sixth straight game with a 2-1, 10th-inning "walk-off" victory vs. Oakland... **C Russell Martin** (1-for-4) hit his fourth-career "walk-off" homer and second this season (also 6/10 vs. the Mets)... **LHP CC Sabathia** tossed 8.0 scoreless innings (3H, 2BB, 11K, 1HP) in the no-decision, exiting with a 1-0 lead... **RHP Rafael Soriano** blew just his fourth save, allowing a pinch-hit solo HR in the ninth... **SS Derek Jeter** (1-for-4) extended his hitting streak to a season-high-tying 15 games.

Saturday, Sept. 22**vs. Oakland, Won, 10-9 (14 inn.)** **88-63, 1st, +1.0****WP:** Wade (1-1) **LP:** Ross (2-10) **SV:** None

The Yankees recorded their second straight "walk-off" win, with a 10-9, 14-inning victory vs. Oakland... trailed 2-0 after the top of the first and 9-5 in the bottom of the 13th... won on a 14th-inning error during a **SS/3B Eduardo Nunez** (0-for-2) at-bat... the 5 hour, 43 minute game was the Yankees' longest since August 2002... the Yankees used 26 players in the game (17 position players and nine pitchers)... **PH/LF Raul Ibanez** (3-for-4) entered the game in the fifth inning and recorded his third career pinch-hit HR and 16th career multi-HR game, which included a game-tying two-run HR in the 13th... **SS Derek Jeter** (1-for-7) extended his hitting streak to a season-high 16 games... **RHP Ivan Nova** (2.1IP, 5H, 3ER, 2BB, 2K, 1HR) had his shortest career start.

▶ The Yankees overcame a four-run deficit in extra innings and went on to win for the second time in franchise history (also 9/17/1980 vs. Toronto - trailed by 4R going into the bottom of the 10th and won 8-7 in 13 innings)—credit: *Elias*.

Sunday, Sept. 23**vs. Oakland, Lost, 4-5** **88-64, 1st, +1.0****WP:** Blevins (5-1) **LP:** Kuroda (14-11) **SV:** Balfour (20)

The Yankees had their seven-game winning streak come to an end with a 5-4 loss vs. Oakland... scored all four runs in the fourth, including a two-run home run from **1B Nick Swisher** (2-for-3) and an RBI double by **RF Raul Ibanez** (2-for-4)... reached base in every inning except the ninth... **SS Derek Jeter** (2-for-4) extended his season-high hitting streak to 17 games... **RHP Hiroki Kuroda** allowed all five Oakland runs (4ER) in 5.2IP (7H, 3BB, 5K, 1HR, 2WP)... the Yankees committed three errors in the game.

Monday, Sept. 24**at Minnesota, Won, 6-3** **89-64, 1st, +1.5****WP:** Pettitte (5-3) **LP:** Hendriks (1-8) **SV:** None

The Yankees won the series opener at Minnesota, 6-3... hit four home runs to account for five of the runs... **LHP Andy Pettitte** tossed 6.0 scoreless innings for his second straight win (7H, 1BB, 3K)... **1B Nick Swisher** (1-for-4) homered for the second straight game, hitting his 23rd homer in the first inning to tie his total from last year... **CF Curtis Granderson** (1-for-3) hit his 40th homer of the season... **3B Eric Chavez** (3-for-4) and **LF Raul Ibanez** (2-for-4) also each added a solo HR.

Tuesday, Sept. 25**at Minnesota, Lost, 4-5** **89-65, 1st, +1.5****WP:** Fien (2-1) **LP:** Hughes (16-13) **SV:** Perkins (15)

The Yankees fell to the Twins, 5-4, at Target Field... hit 3HR in the game... led 3-1 before allowing 4R in the seventh... **1B Nick Swisher** (1-for-4) homered for the third straight game... **SS Derek Jeter** (1-for-4) led off the game with a single, extending his season-high hitting streak to 19 games... **DH Robinson Cano** (3-for-3) collected his most hits in a game since 9/9... **RHP Phil Hughes** was charged with 4ER in 6.2IP (6H, 1BB, 4K) in the losing effort... exited with the bases loaded and the Yankees up 3-1.

Wednesday, Sept. 26**at Minnesota, Lost, 4-5** **90-65, 1st, +1.5****WP:** Sabathia (14-6) **LP:** Duensing (4-11) **SV:** None

The Yankees won the series finale at Minnesota, 8-2... scored six runs in the third inning, sending 10 men to the plate and collecting 5H - including a two-run double from **2B Robinson Cano** (2-for-5) and a two-run triple from **CF Curtis Granderson** (1-for-5)... **LF/RF Chris Dickerson** (2-for-4) singled to start the third-inning rally and later added a two-run HR... **LHP CC Sabathia** held the Twins to 2ER in 8.0IP (6H, 1BB, 10K) for his 14th win of the season and eighth straight victory vs. the Twins dating back to 2007... **LF Brett Gardner** (0-for-0) appeared as a defensive replacement in the ninth inning, his first game action since 4/17.

Thursday, Sept. 27**at Toronto, Lost, 0-6** **90-66, 1st, +1.0****WP:** Morrow (9-7) **LP:** Nova (12-8) **SV:** None

The Yankees were shut out by the Blue Jays, 6-0, at Rogers Centre... collected just 5H in the game, from just two players- **2B Robinson Cano** (3-for-4) and **C Russell Martin** (2-for-4)... **RHP Ivan Nova** suffered the loss, allowing 4ER in 4.2IP (6H, 2BB, 4K, 1HR)... **RHP David Aardsma** (1.0IP, 1H, 1ER, 1BB, 1K, 1HR) made his Yankees debut in his first appearance since the 2010 season with Seattle.

Friday, Sept. 28**at Toronto, Won, 11-4** **91-66, 1st, +1.0****WP:** Kuroda (15-11) **LP:** Jenkins (0-3) **SV:** None

The Yankees defeated the Blue Jays, 11-4, at the Rogers Centre, scoring their most runs since a 13-3 win on 9/9 at Baltimore... **RHP Hiroki Kuroda** became the Yankees' second 15-game winner, limiting Toronto to 2ER in 5.1IP (10H, 2BB, 4K, 1HR, 1WP)... **1B Nick Swisher** (2-for-4) put the Yankees on the board in the first with a two-run double... **C Russell Martin** (2-for-4) hit his 20th home run of the season, setting a career high... **2B Robinson Cano** (2-for-4) recorded his fourth straight multi-hit game... **DH Eric Chavez** (1-for-3) added a two-run homer in the ninth.

Saturday, Sept. 29

at Toronto, Lost, 2-3

WP: Hill (1-0) **LP:** Pettitte (5-4) **SV:** Janssen (21)

The Yankees fell, 3-2, at the Rogers Centre... did not record an extra-base hit... scored both runs in the first inning... reached base in all but one inning, stranding 10 runners on base... **LHP Andy Pettitte** suffered the loss, allowing 3ER in 5.2IP (5H, 3BB, 4K, 1HR)... **2B Robinson Cano** (2-for-3) and **CF Curtis Granderson** (0-for-3) drove in both runs with bases-loaded sacrifice flies in the first... **1B Nick Swisher** (2-for-3) reached base three times (also 1BB).

Sunday, Sept. 30

at Toronto, Won, 9-6

WP: Logan (7-2) **LP:** Oliver (3-4) **SV:** None

The Yankees won their final regular season road game, 9-6, at Toronto... came back from a 5-1 deficit, scoring 8R over the final four innings... Yankees relievers combined to allow just 1ER and 2H over 4.1 combined IP... **RHP Phil Hughes** allowed 8H and 5ER in 4.2IP (2BB, 4K, 1HR) in the no-decision... **2B Robinson Cano** (2-for-4) had two doubles, scored twice and drove in one run... **DH Eric Chavez** (1-for-2) homered for the third time in his last five games... seven different Yankees scored a run.

Monday, Oct. 1

vs. Boston, Won, 10-2

WP: Sabathia (15-6) **LP:** Buchholz (11-8) **SV:** None

The Yankees won their second straight, a 10-2 victory vs. Boston... scored 9R in the second inning on 8H (with 4HR and six extra-base hits)... **LHP CC Sabathia** held the Red Sox to 2ER in 8.0IP (4H, 1BB, 7K, 1HR)... **2B Robinson Cano** (3-for-5) recorded his seventh straight multi-hit game and homered for the first time since 9/12 at Boston... **1B Mark Teixeira** (1-for-3) homered in his first game since 9/8... **LF Brett Gardner** (0-for-1) pinch-hit in the eighth for his first AB since 4/17 vs. Minnesota... **PH Melky Mesa** (1-for-1) also pinch-hit in the eighth, hitting an RBI single in his first career PA... **CF Curtis Granderson** (2-for-4) and **C Russell Martin** (1-for-4) hit back-to-back HRs in the second.

Tuesday, Oct. 2

vs. Boston, Won, 4-3 (12 inn.)

WP: Lowe (9-11) **LP:** Miller (3-2) **SV:** None

The Yankees recorded their fifth "walk-off" win of the season, overcoming a 3-1 deficit in the ninth for a 4-3 victory in 12 innings vs. Boston... **PH/DH Raul Ibanez** (2-for-3) hit a game-tying, two-run, two-out, pinch-hit home run in the ninth, then provided the game-winning RBI single in the 12th... marked the Yankees' first win when trailing after eight innings this season... **2B Robinson Cano** (2-for-6) recorded his eighth straight multi-hit game... **RHP David Phelps** held the Red Sox to just 2ER on 3H in 5.1IP (2BB, 4K, 1HP) in the no-decision... **C Francisco Cervelli** (0-for-0) scored the game-winning run after drawing a two-out walk in his first plate appearance this season

Wednesday, Oct. 3

vs. Boston, Won, 14-4

WP: Kuroda (16-11) **LP:** Matsuzaka (1-7) **SV:** None

The Yankees secured the AL East division title with their largest margin of victory on the season, a 14-2 win vs. Boston... came back from a 2-0 deficit in the first... scored multiple runs in five different innings... **2B Robinson Cano** (4-for-4) and **CF Curtis Granderson** (2-for-4) each recorded multi-homer games, the first time a pair of Yankees did so in the same game since 9/24/10 vs. Boston... **SS Derek Jeter** (1-for-4) reached base safely for the 34th straight game to end the season... **RHP Hiroki Kuroda** won his 16th game of the year, holding the Red Sox to 2ER in 7.0IP (7H, 2BB, 4K).

Year-by-Year Results

Franchise History: 110 seasons, 51 playoff apps. (Won 27 World Series, Lost 13 World Series, Lost 3 ALCS, Lost 7 ALDS, 2012 TBD)

Division Winner (since start of Div. play in 1969): 18 times (incl. first-half win in 1981); **Wild Card:** 4 times (1995, '97, 2007, '10)

Year	Postseason Position	GA/GB	Won	Lost	Pct.	Manager	Attendance	Stadium	
1903	Fourth	-17.0	72	62	.537	Clark Griffith	211,808	Hilltop Park	
1904	Second	-1.5	92	59	.609	Clark Griffith	438,919	Hilltop Park	
1905	Sixth	-21.5	71	78	.477	Clark Griffith	309,100	Hilltop Park	
1906	Second	-3.0	90	61	.596	Clark Griffith	434,700	Hilltop Park	
1907	Fifth	-21.0	70	78	.473	Clark Griffith	350,020	Hilltop Park	
1908	Eighth	-39.5	51	103	.331	Griffith-Kid Elberfeld	305,500	Hilltop Park	
1909	Fifth	-23.5	74	77	.490	George Stallings	501,000	Hilltop Park	
1910	Second	-14.5	88	63	.583	Stallings-Hal Chase	355,857	Hilltop Park	
1911	Sixth	-25.5	76	76	.500	Hal Chase	302,444	Hilltop Park	
1912	Eighth	-55.0	50	102	.329	Harry Wolverton	242,194	Hilltop Park	
1913	Seventh	-38.0	57	94	.377	Frank Chance	357,551	Polo Grounds	
1914	Sixth	-30.0	70	84	.455	Chance-Peckinpaugh	359,477	Polo Grounds	
1915	Fifth	-32.5	69	83	.454	Bill Donovan	256,035	Polo Grounds	
1916	Fourth	-11.0	80	74	.519	Bill Donovan	469,211	Polo Grounds	
1917	Sixth	-28.5	71	82	.464	Bill Donovan	330,294	Polo Grounds	
1918	Fourth	-13.5	60	63	.488	Miller Huggins	282,047	Polo Grounds	
1919	Third	-7.5	80	59	.576	Miller Huggins	619,164	Polo Grounds	
1920	Third	-3.0	95	59	.617	Miller Huggins	1,289,422	Polo Grounds	
1921	Lost WS	First	+4.5	98	55	.641	Miller Huggins	1,230,696	Polo Grounds
1922	Lost WS	First	+1.0	94	60	.610	Miller Huggins	1,026,134	Polo Grounds
1923	Won WS	First	+16.0	98	54	.645	Miller Huggins	1,007,066	Orig. Yankee Stad.
1924	Second	-2.0	89	63	.586	Miller Huggins	1,053,533	Orig. Yankee Stad.	
1925	Seventh	-28.5	69	85	.448	Miller Huggins	697,267	Orig. Yankee Stad.	
1926	Lost WS	First	+3.0	91	63	.591	Miller Huggins	1,027,095	Orig. Yankee Stad.
1927	Won WS	First	+19.0	110	44	.714	Miller Huggins	1,164,015	Orig. Yankee Stad.
1928	Won WS	First	+2.5	101	53	.656	Miller Huggins	1,072,132	Orig. Yankee Stad.
1929	Second	-18.0	88	66	.571	Huggins-Art Fletcher	960,148	Orig. Yankee Stad.	
1930	Third	-16.0	86	68	.558	Bob Shawkey	1,169,230	Orig. Yankee Stad.	
1931	Second	-13.5	94	59	.614	Joe McCarthy	912,437	Orig. Yankee Stad.	
1932	Won WS	First	+13.0	107	47	.695	Joe McCarthy	962,320	Orig. Yankee Stad.
1933	Second	-7.0	91	59	.607	Joe McCarthy	728,014	Orig. Yankee Stad.	
1934	Second	-7.0	94	60	.610	Joe McCarthy	854,682	Orig. Yankee Stad.	
1935	Second	-3.0	89	60	.597	Joe McCarthy	657,508	Orig. Yankee Stad.	
1936	Won WS	First	+19.5	102	51	.667	Joe McCarthy	976,913	Orig. Yankee Stad.
1937	Won WS	First	+13.0	102	52	.662	Joe McCarthy	998,148	Orig. Yankee Stad.
1938	Won WS	First	+9.5	99	53	.651	Joe McCarthy	970,916	Orig. Yankee Stad.
1939	Won WS	First	+17.0	106	45	.702	Joe McCarthy	859,785	Orig. Yankee Stad.
1940	Third	-2.0	88	66	.571	Joe McCarthy	988,975	Orig. Yankee Stad.	
1941	Won WS	First	+17.0	101	53	.656	Joe McCarthy	964,722	Orig. Yankee Stad.
1942	Lost WS	First	+9.0	103	51	.669	Joe McCarthy	988,251	Orig. Yankee Stad.
1943	Won WS	First	+13.5	98	56	.636	Joe McCarthy	645,006	Orig. Yankee Stad.
1944	Third	-6.0	83	71	.539	Joe McCarthy	789,995	Orig. Yankee Stad.	
1945	Fourth	-6.5	81	71	.533	Joe McCarthy	881,846	Orig. Yankee Stad.	
1946	Third	-17.0	87	67	.565	McCarthy-Dickey-Neun	2,265,512	Orig. Yankee Stad.	
1947	Won WS	First	+12.0	97	57	.630	Bucky Harris	2,178,937	Orig. Yankee Stad.
1948	Third	-2.5	94	60	.610	Bucky Harris	2,373,901	Orig. Yankee Stad.	
1949	Won WS	First	+1.0	97	57	.630	Casey Stengel	2,281,676	Orig. Yankee Stad.
1950	Won WS	First	+3.0	98	56	.636	Casey Stengel	2,081,380	Orig. Yankee Stad.
1951	Won WS	First	+5.0	98	56	.636	Casey Stengel	1,950,107	Orig. Yankee Stad.
1952	Won WS	First	+2.0	95	59	.617	Casey Stengel	1,629,665	Orig. Yankee Stad.
1953	Won WS	First	+8.5	99	52	.656	Casey Stengel	1,537,811	Orig. Yankee Stad.
1954	Second	-8.0	103	51	.669	Casey Stengel	1,475,171	Orig. Yankee Stad.	
1955	Lost WS	First	+3.0	96	58	.623	Casey Stengel	1,490,138	Orig. Yankee Stad.
1956	Won WS	First	+9.0	97	57	.680	Casey Stengel	1,491,138	Orig. Yankee Stad.
1957	Lost WS	First	+8.0	98	56	.636	Casey Stengel	1,497,134	Orig. Yankee Stad.
1958	Won WS	First	+10.0	92	62	.597	Casey Stengel	1,428,438	Orig. Yankee Stad.
1959	Third	-15.0	79	75	.513	Casey Stengel	1,552,030	Orig. Yankee Stad.	
1960	Lost WS	First	+8.0	97	57	.630	Casey Stengel	1,627,349	Orig. Yankee Stad.
1961	Won WS	First	+8.0	109	53	.673	Ralph Houk	1,747,725	Orig. Yankee Stad.
1962	Won WS	First	+5.0	96	66	.593	Ralph Houk	1,493,574	Orig. Yankee Stad.
1963	Lost WS	First	+10.5	104	57	.646	Ralph Houk	1,308,920	Orig. Yankee Stad.
1964	Lost WS	First	+1.0	99	63	.611	Yogi Berra	1,305,638	Orig. Yankee Stad.
1965	Sixth	-25.0	77	85	.475	Johnny Keane	1,213,552	Orig. Yankee Stad.	
1966	Tenth	-26.5	70	89	.440	Keane-Houk	1,124,648	Orig. Yankee Stad.	
1967	Ninth	-20.0	72	90	.444	Ralph Houk	1,259,514	Orig. Yankee Stad.	
1968	Fifth	-20.0	83	79	.512	Ralph Houk	1,185,666	Orig. Yankee Stad.	
1969	Fifth	-28.5	80	81	.497	Ralph Houk	1,067,996	Orig. Yankee Stad.	
1970	Second	-15.0	93	69	.574	Ralph Houk	1,136,879	Orig. Yankee Stad.	

Year-by-Year Results

Year	Postseason	Position	GA/GB	Won	Lost	Pct.	Manager	Attendance	Stadium
1971		Fourth	-21.0	82	80	.506	Ralph Houk	1,070,771	Orig. Yankee Stad.
1972		Fourth	-6.5	79	76	.510	Ralph Houk	966,328	Orig. Yankee Stad.
1973		Fourth	-17.0	80	82	.494	Ralph Houk	1,262,103	Orig. Yankee Stad.
1974		Second	-2.0	89	73	.549	Bill Virdon	1,273,075	Shea Stadium
1975		Third	-12.0	83	77	.519	Virdon-Billy Martin	1,288,048	Shea Stadium
1976	Lost WS	First	+10.5	97	62	.610	Billy Martin	2,012,434	Orig. Yankee Stad. (R)
1977	Won WS	First	+2.5	100	62	.617	Billy Martin	2,103,092	Orig. Yankee Stad. (R)
1978	Won WS	First	+1.0	100	63	.613	Martin-Bob Lemon	2,335,871	Orig. Yankee Stad. (R)
1979		Fourth	-13.5	89	71	.556	Lemon-Martin	2,537,765	Orig. Yankee Stad. (R)
1980	Lost ALCS	First	+3.0	103	59	.636	Dick Howser	2,627,417	Orig. Yankee Stad. (R)
1981	Lost WS	First	+2.0	34	22	.607	Gene Michael		
		Sixth	-5.0	25	26	.490	Michael-Lemon	1,614,353	Orig. Yankee Stad. (R)
1982		Fifth	-16.0	79	83	.488	Lemon-Michael-C. King	2,041,219	Orig. Yankee Stad. (R)
1983		Third	-7.0	91	71	.562	Billy Martin	2,257,976	Orig. Yankee Stad. (R)
1984		Third	-17.0	87	75	.537	Yogi Berra	1,821,815	Orig. Yankee Stad. (R)
1985		Second	-2.0	97	64	.602	Berra-Martin	2,214,587	Orig. Yankee Stad. (R)
1986		Second	-5.5	90	72	.556	Lou Piniella	2,268,030	Orig. Yankee Stad. (R)
1987		Fourth	-9.0	89	73	.549	Lou Piniella	2,427,672	Orig. Yankee Stad. (R)
1988		Fifth	-3.5	85	76	.528	Martin-Piniella	2,633,701	Orig. Yankee Stad. (R)
1989		Fifth	-14.5	74	87	.460	Dallas Green-B. Dent	2,170,485	Orig. Yankee Stad. (R)
1990		Seventh	-21.0	67	95	.414	Dent-Stump Merrill	2,006,436	Orig. Yankee Stad. (R)
1991		Fifth	-21.0	71	91	.438	Stump Merrill	1,863,733	Orig. Yankee Stad. (R)
1992		Fourth	-20.0	76	86	.469	Buck Showalter	1,748,773	Orig. Yankee Stad. (R)
1993		Second	-7.0	88	74	.543	Buck Showalter	2,416,965	Orig. Yankee Stad. (R)
1994		First	+6.5	70	43	.619	Buck Showalter	1,675,556	Orig. Yankee Stad. (R)
1995	Lost ALDS	Second (WC)	-7.0	79	65	.549	Buck Showalter	1,705,263	Orig. Yankee Stad. (R)
1996	Won WS	First	+4.0	92	70	.568	Joe Torre	2,250,877	Orig. Yankee Stad. (R)
1997	Lost ALDS	Second (WC)	-2.0	96	66	.593	Joe Torre	2,580,445	Orig. Yankee Stad. (R)
1998	Won WS	First	+22.0	114	48	.704	Joe Torre	2,919,046	Orig. Yankee Stad. (R)
1999	Won WS	First	+4.0	98	64	.605	Joe Torre	3,292,736	Orig. Yankee Stad. (R)
2000	Won WS	First	+2.5	87	74	.540	Joe Torre	3,227,657	Orig. Yankee Stad. (R)
2001	Lost WS	First	+13.5	95	65	.594	Joe Torre	3,264,777	Orig. Yankee Stad. (R)
2002	Lost ALDS	First	+10.5	103	58	.640	Joe Torre	3,461,644	Orig. Yankee Stad. (R)
2003	Lost WS	First	+6.0	101	61	.623	Joe Torre	3,465,585	Orig. Yankee Stad. (R)
2004	Lost ALCS	First	+3.0	101	61	.623	Joe Torre	3,775,292	Orig. Yankee Stad. (R)
2005	Lost ALDS	First	0.0	95	67	.586	Joe Torre	4,090,692	Orig. Yankee Stad. (R)
2006	Lost ALDS	First	+10.0	97	65	.599	Joe Torre	4,243,780	Orig. Yankee Stad. (R)
2007	Lost ALDS	Second (WC)	-2.0	94	68	.580	Joe Torre	4,271,083	Orig. Yankee Stad. (R)
2008		Third	-8.0	89	73	.549	Joe Girardi	4,298,543	Orig. Yankee Stad. (R)
2009	Won WS	First	+8.0	103	59	.636	Joe Girardi	3,719,358	Yankee Stadium
2010	Lost ALCS	Second (WC)	-1.0	95	67	.586	Joe Girardi	3,765,807	Yankee Stadium
2011	Lost ALDS	First	+6.0	97	65	.599	Joe Girardi	3,653,680	Yankee Stadium
2012		First	+2.0	95	67	.586	Joe Girardi	3,542,406	Yankee Stadium
Totals				9,744	7,340	.570			(R) Remodeled Orig. Yankee Stadium



Chris Chambliss hits a walk-off home run off Kansas City reliever Mark Littell to win Game 5 and clinch the 1976 League Championship Series, catapulting the Yankees to their first World Series appearance since 1964.

Yankees Postseason Appearances

YEAR	SERIES	OPPONENT	W	L
1921	WS	.Giants	3	5
1922*	WS	.Giants	0	4 (1 tie)
1923	WS	.Giants	4	2
1926	WS	.Cardinals	3	4
1927	WS	.Pirates	4	0
1928	WS	.Cardinals	4	0
1932	WS	.Cubs	4	0
1936	WS	.Giants	4	2
1937	WS	.Giants	4	1
1938	WS	.Cubs	4	0
1939	WS	.Reds	4	0
1941	WS	.Dodgers	4	1
1942	WS	.Cardinals	1	4
1943	WS	.Cardinals	4	1
1947	WS	.Dodgers	4	3
1949	WS	.Dodgers	4	1
1950	WS	.Phillies	4	0
1951	WS	.Giants	4	2
1952	WS	.Dodgers	4	3
1953	WS	.Dodgers	4	2
1955	WS	.Dodgers	3	4
1956	WS	.Dodgers	4	3
1957	WS	.Braves	3	4
1958	WS	.Braves	4	3
1960	WS	.Pirates	3	4
1961	WS	.Reds	4	1
1962	WS	.Giants	4	3
1963	WS	.Dodgers	0	4
1964	WS	.Cardinals	3	4
1976	LCS	.Royals	3	2
	WS	.Reds	0	4
1977	LCS	.Royals	3	2
	WS	.Dodgers	4	2
1978	LCS	.Royals	3	1
	WS	.Dodgers	4	2

YEAR	SERIES	OPPONENT	W	L
1980	LCS	.Royals	0	3
1981	DS	.Brewers	3	2
	LCS	.Athletics	3	0
	WS	.Dodgers	2	4
1995	DS	.Mariners	2	3
1996	DS	.Rangers	3	1
	LCS	.Orioles	4	1
	WS	.Atlanta	4	2
1997	DS	.Indians	2	3
1998	DS	.Rangers	3	0
	LCS	.Indians	4	2
	WS	.Padres	4	0
1999	DS	.Rangers	3	0
	LCS	.Red Sox	4	1
	WS	.Braves	4	0
2000	DS	.Athletics	3	2
	LCS	.Mariners	4	2
	WS	.Mets	4	1
2001	DS	.Athletics	3	2
	LCS	.Mariners	4	1
	WS	.Diamondbacks	3	4
2002	DS	.Angels	1	3
2003	DS	.Twins	3	1
	LCS	.Red Sox	4	3
	WS	.Marlins	2	4
2004	DS	.Twins	3	1
	LCS	.Red Sox	3	4
2005	DS	.Angels	2	3
2006	DS	.Tigers	1	3
2007	DS	.Indians	1	3
2009	DS	.Twins	3	0
	LCS	.Angels	4	2
	WS	.Phillies	4	2
2010	DS	.Twins	3	0
	LCS	.Rangers	2	4
2011	DS	.Tigers	2	3

SERIES TOTALS

	W	L	T
ALDS (10-7 in series, 71 games)	41	30	0
ALCS (11-3 in series, 73 games)	45	28	0
World Series (27-13 in series, 225 games*)	134	90	1*

All Postseason Games (48-23 in series, 369 games*)..... **220**..... **148**..... **1***

* 1922 WS Game 2 vs. New York-NL includes one 3-3, 10-inning tie in



1921 American League Champion Yankees - The first pennant-winning team in franchise history

It wasn't until the 19th season in franchise history (after moving to New York from Baltimore prior to the 1903 season) that the Yankees won their first American League pennant, finishing 98-55, 4.5 games ahead of Cleveland. The club was led by Babe Ruth, who batted .378 (204-for-540) with 59 home runs and a career-high 171 RBI. Carl Mays (27-5), Waite Hoyt (19-13) and Bob Shawkey (18-12) fronted a pitching staff that allowed the fewest earned runs in the American League (579). In the World Series, the last of Baseball's three-year experiment with a nine-game format, the Yankees were defeated 5-games-to-3 by the Giants, with whom they shared the Polo Grounds. Hoyt, who lost Game 8, 1-0, on an unearned run in the first inning, went 2-1 (27.0IP) in three complete games. Injuries suffered by Ruth in Game 2 (cut arm while sliding, which later became infected) and Game 5 (wrenched knee) limited him to just one pinch-hitting plate appearance in the final three games of the Series.

Top Row: Jack Quinn, Tom Rodgers, Alex Ferguson, Elmer Miller, Mike McNally, Harry "Rip" Collins, Bill Peiry, Frank "Home Run" Baker, Harry Harper, Al DeVormer, Fred Hofmann, Bob Meusel, Bob "Braggo" Roth, Roger Peckinpaugh. **Middle Row:** Aaron Ward, Bill "Chick" Fewster, Wally Pipp, Bob Shawkey, Wally Schang, Babe Ruth, Carl Mays, Waite Hoyt, Nelson "Chicken" Hawks. **Seated:** Johnny Mitchell, Bennet (Mascot), Miller Huggins (manager), Charles O'Leary (coach), Frank Roth (coach).


All-Time New York Yankees Managers

MANAGER	YEARS	WON	LOST	PCT	A. L. PENNANTS	WORLD CHAMPIONSHIPS
Joe McCarthy	1931-46	1460	867	.627	8	7
Casey Stengel	1949-60	1149	696	.623	10	7
Joe Torre	1996-2007	1173	767	.605	6	4
Miller Huggins	1918-29	1067	719	.597	6	3
Ralph Houk	1961-63, '66-73	944	806	.539	3	2
Billy Martin	1975-78, '79, '83, '85, '88	556	385	.591	2	1
Clark Griffith	1903-08	419	370	.531	0	0
JOE GIRARDI	2008-12	479	331	.591	1	1
Buck Showalter	1992-95	313	268	.539	0	0
Lou Piniella	1986-87, '88	224	193	.537	0	0
Bill Donovan	1915-17	220	239	.479	0	0
Yogi Berra	1964, '84-85	192	148	.565	1	0
Bucky Harris	1947-48	191	117	.620	1	1
George Stallings	1909-10	153	138	.526	0	0
Bill Virdon	1974-75	142	124	.534	0	0
Stump Merrill	1990-91	120	155	.436	0	0
Frank Chance	1913-14	117	168	.411	0	0
Dick Howser	1980	103	60	.632	0	0
Bob Lemon	1978-79, '81-82	99	73	.576	2	1
Gene Michael	1981, '82	92	76	.548	0	0
Bob Shawkey	1930	86	68	.558	0	0
Hal Chase	1910-11	85	78	.521	0	0
Johnny Keane	1965-66	81	101	.445	0	0
Bill Dickey	1946	57	48	.543	0	0
Dallas Green	1989	56	65	.463	0	0
Harry Wolverton	1912	50	102	.329	0	0
Bucky Dent	1989-90	36	53	.404	0	0
Clyde King	1982	29	33	.468	0	0
Norm Elberfeld	1908	27	71	.276	0	0
Roger Peckinpaugh	1914	10	10	.500	0	0
Johnny Neun	1946	8	6	.571	0	0
Art Fletcher	1929	6	5	.545	0	0
Totals	1903-2012	9744	7340	.570	40	27

New York Yankees General Managers

Harry Sparrow (1)	1/11/15-5/7/20
Ed Barrow (2)	10/28/20-2/20/45
Larry MacPhail	2/21/45-10/7/47
George Weiss	10/7/47-11/2/60
Roy Hamey	10/3/60-10/22/63
Ralph Houk	10/22/63-5/7/66
Dan Topping, Jr. (3)	5/7/66-10/12/66
Lee MacPhail	12/3/66-10/23/73
Gabe Paul (4)	11/1/73-12/31/77
Cedric Tallis (5)	1/1/78-10/31/79
Gene Michael	11/1/79-11/20/80
Cedric Tallis and Bill Bergesch (6)	11/21/80-7/1/83
Murray Cook	7/1/83-4/9/84
Clyde King	4/9/84-10/9/86
Woody Woodward	10/10/86-10/18/87
Lou Piniella	10/19/87-5/29/88
Bob Quinn	6/8/88-3/20/89
Syd Thrift (7)	3/21/89-8/29/89
Bob Quinn	8/29/89-10/13/89
Harding Peterson	10/18/89-8/19/90
Gene Michael	8/20/90-10/22/95
Bob Watson	10/23/95-2/2/98
Brian Cashman	2/3/98-present

- (1) Held title of business manager.
- (2) Formally held titles of Yankees Business Manager and Secretary until Jan. 17, 1939 when he was named president, but performed GM duties throughout.
- (3) Served as acting GM and frequently consulted Ralph Houk.
- (4) Did not have title of general manager during points of his tenure but performed GM duties.
- (5) Al Rosen, who was team president, also performed baseball operations duties typical of a general manager during parts of his tenure from 3/27/78-7/19/79.
- (6) Did not have title of general manager but together performed GM duties.
- (7) Formally held title of "Senior Vice President of Baseball Operations" but performed the duties of a GM. Bob Quinn served as his assistant while maintaining the General Manager title he held previous to Thrift's arrival.



General Manager Bob Watson celebrates with the 1996 World Series trophy after the Yankees defeated Atlanta in Game 6 at Yankee Stadium.

Notable Postseason Home Runs by Yankees

BACK-TO-BACK HRS (12 - INCLUDING 1 BACK-TO-BACK-TO-BACK)

Round	Players	Date	Opponent	No. HR / Inn.
DS (4)	Reggie Jackson/Oscar Gamble	10/11/1981 (Game 5)	vs. Milwaukee	2 / 4th
	Ruben Sierra/Don Mattingly	10/4/1995 (Game 2)	vs. Seattle	2 / 6th
	Bernie Williams/Mike Stanley	10/6/1995 (Game 3)	at Seattle	2 / 8th
	Raines/Jeter/O'Neill (b2b2b)	9/30/1997 (Game 1)	vs. Cleveland	3 / 6th
LCS (4)	Rick Cerone/Lou Piniella	10/8/1980 (Game 1)	at Kansas City	2 / 2nd
	Cecil Fielder/Darryl Strawberry	10/13/1996 (Game 5)	at Baltimore	2 / 3rd
	Bernie Williams/Tino Martinez	10/13/2000 (Game 3)	at Seattle	2 / 2nd
	Nick Swisher/Robinson Cano	10/20/2010 (Game 5)	vs. Texas	2 / 3rd
World Series (4)	Babe Ruth/Lou Gehrig	10/9/1928 (Game 4)	at St. Louis	2 / 7th
	Babe Ruth/Lou Gehrig	10/1/1932 (Game 3)	at Chicago-NL	2 / 5th
	Roger Maris/Mickey Mantle	10/14/1964 (Game 6)	at St. Louis	2 / 6th
	Thurman Munson/Reggie Jackson	10/16/1977 (Game 5)	at Los Angeles-NL	2 / 8th

GRANDSLAMS (11)

Round	Player	Date	Opponent	Pitcher
DS (2)	Paul O'Neill	10/4/1997 (Game 3)	at Cleveland	Chad Ogea
	Robinson Cano	9/30/11 (Game 1)	vs. Detroit	Al Alburquerque
LCS (1)	Ricky Ledee (PH)	10/17/1999 (Game 4)	at Boston	Rod Beck
World Series (8)	Tony Lazzari	10/2/1936 (Game 2)	at NY Giants	Dick Coffman
	Gil McDougald	10/9/1951 (Game 5)	at NY Giants	Larry Jansen
	Mickey Mantle	10/4/1953 (Game 5)	at Brooklyn	Russ Meyer
	Yogi Berra	10/5/1956 (Game 2)	at Brooklyn	Don Newcombe
	Bill Skowron	10/10/1956 (Game 7)	at Brooklyn	Roger Craig
	Bobby Richardson	10/8/1960 (Game 3)	vs. Pittsburgh	Clem Labine
	Joe Pepitone	10/14/1964 (Game 6)	at St. Louis	Gordie Richardson
	Tino Martinez	10/17/1998 (Game 1)	vs. San Diego	Mark Langston

INSIDE-THE-PARK HOME RUNS (1)

Round	Player	Date	Opponent	Pitcher
DS (0)	None			
LCS (1)	Graig Nettles	10/9/1980 (Game 2)	at Kansas City	Dennis Leonard
World Series (0)	None			

LEAD-OFF HOME RUNS - FIRST INNING (6)

Round	Player	Date	Opponent	Pitcher
DS (2)	Derek Jeter	10/6/2004 (Game 2)	vs. Minnesota	Brad Radke
	Johnny Damon	10/4/2007 (Game 1)	at Cleveland	CC Sabathia
LCS (1)	Derek Jeter	10/19/2009 (Game 3)	at Los Angeles-AL	Jered Weaver
World Series (3)	Phil Rizzuto	10/5/1942 (Game 5)	vs. St. Louis	Johnny Beazley
	Gene Woodling	10/4/1953 (Game 5)	at Brooklyn	Johnny Podres
	Derek Jeter	10/25/2000 (Game 4)	at New York Mets	Bobby Jones

Derek Jeter is the only player in MLB history to hit a leadoff HR in each of the three postseason rounds.

MULTI-HOME RUN GAMES (22)

Round	Player	Date	Opponent	No. of HR
DS (2)	Bernie Williams	10/6/1995 (Game 3)	at Seattle	2
	Bernie Williams	10/5/1996 (Game 4)	at Texas	2
LCS (4)	Graig Nettles	10/13/1976 (Game 4)	vs. Kansas City	2
	Darryl Strawberry	10/12/1996 (Game 4)	at Baltimore	2
	Jason Giambi	10/16/2003 (Game 7)	vs. Boston	2
	Hideki Matsui	10/16/2004 (Game 3)	at Boston	2
World Series (16)	Babe Ruth	10/11/1923 (Game 2)	at NY Giants	2
	Babe Ruth	10/6/1926 (Game 4)	at St. Louis	3
	Lou Gehrig	10/7/1928 (Game 3)	at St. Louis	2
	Babe Ruth	10/9/1928 (Game 4)	at St. Louis	3
	Lou Gehrig	10/1/1932 (Game 3)	at Chicago-NL	2
	Babe Ruth	10/1/1932 (Game 3)	at Chicago-NL	2
	Tony Lazzari	10/2/1932 (Game 4)	at Chicago-NL	2
	Charlie Keller	10/7/1939 (Game 3)	at Cincinnati	2
	Joe Collins	9/28/1955 (Game 1)	vs. Brooklyn	2
	Yogi Berra	10/10/1956 (Game 7)	at Brooklyn	2
	Tony Kubek	10/5/1957 (Game 3)	at Milwaukee	2
	Mickey Mantle	10/2/1958 (Game 2)	at Milwaukee	2
	Mickey Mantle	10/6/1960 (Game 2)	at Pittsburgh	2
	Reggie Jackson	10/18/1977 (Game 6)	vs. Los Angeles-NL	3
	Scott Brosius	10/20/1998 (Game 3)	at San Diego	2
	Chad Curtis	10/26/1999 (Game 3)	vs. Atlanta	2

PINCH-HIT HOME RUNS (11)

Round	Player	Date	Opponent	Pitcher
DS (1)	David Justice	10/15/2001 (Game 5)	vs. Oakland	Tim Hudson
LCS (2)	Ricky Ledee (GS)	10/17/1999 (Game 4)	at Boston	Rod Beck
	Ruben Sierra	10/13/2003 (Game 4)	at Boston	Scott Williamson
World Series (8)	Yogi Berra*	10/2/1947 (Game 3)	at Boston	Ralph Branca
	Johnny Mize	10/3/1952 (Game 3)	vs. Brooklyn	Preacher Roe
	Bob Cerv	10/2/1955 (Game 5)	at Brooklyn	Roger Craig
	Elston Howard	10/5/1960 (Game 1)	at Pittsburgh	Roy Lee
	Johnny Blanchard	10/7/1961 (Game 3)	at Cincinnati	Bob Purkey
	Jim Leyritz	10/27/1999 (Game 4)	vs. Atlanta	Terry Mulholland
	Jason Giambi	10/23/2003 (Game 5)	at Florida	Braden Looper
	Hideki Matsui	10/31/2009 (Game 3)	at Philadelphia	Brett Myers

*first pinch-hit home run ever hit in World Series play and Berra's first WS hit.

SWITCH-HIT HOME RUNS (2)

Round	Player	Date	Opponent/Pitcher	No. of HR
DS (2)	Bernie Williams	10/6/1995 (Game 3)	at Seattle (LHP Johnson/RHP Risley)	2
	Bernie Williams	10/5/1996 (Game 4)	at Texas (RHP Pavlik/LHP Stanton)	2
LCS (0)	None			
World Series (0)	None			

WALK-OFF HOME RUNS (11) - *CLINCHED SERIES

Round	Player	Date	Opponent	Inn.	Men on	Pitcher
DS (2)	Jim Leyritz	10/4/1995 (Game 2)	vs. Seattle	15th	1 on	T. Belcher
	Mark Teixeira	10/9/2009 (Game 2)	vs. Minnesota	11th	solo	J. Mijares
LCS (5)	Chris Chambliss*	10/14/1976 (Game 5)	vs. Kansas City	9th	solo	M. Littell
	Bernie Williams	10/9/1996 (Game 1)	vs. Baltimore	11th	solo	R. Myers
	Bernie Williams	10/13/1999 (Game 1)	vs. Boston	10th	solo	R. Beck
	Alfonso Soriano	10/21/2001 (Game 4)	vs. Seattle	9th	1 on	K. Sasaki
	Aaron Boone*	10/16/2003 (Game 7)	vs. Boston	11th	solo	T. Wakefield
World Series (4)	Tommy Henrich	10/5/1949 (Game 1)	vs. Brooklyn	9th	solo	D. Newcombe
	Mickey Mantle	10/10/1964 (Game 3)	vs. St. Louis	9th	solo	B. Schultz
	Chad Curtis	10/26/1999 (Game 3)	vs. Atlanta	10th	solo	M. Remlinger
	Derek Jeter	10/31/2001 (Game 4)	vs. Arizona	10th	solo	B. Kim

(21 total walk-off wins in postseason play, last on 10/17/09 ALCS Game 2 vs. Los Angeles-AL - run scored on a 13th-inning Maicer Izturis throwing error on a ball hit by Melky Cabrera)

Notable Postseason Home Runs by Opponents

BACK-TO-BACK HOME RUNS ALLOWED (3)

Round	Players	Date	Opponent	No. HR / Inn.
ALDS (0)	None			
ALCS (1)	Jim Thome/Mark Whiten	10/9/1998 (Game 3)	at Cleveland	2 / 5th
WS (2)	Pedro Guerrero/Steve Yeager	10/25/1981 (Game 5)	at Los Angeles-NL	2 / 7th
	Tony Gwynn/Greg Vaughn	10/17/1998 (Game 1)	vs. San Diego	2 / 5th

GRAND SLAMS ALLOWED (5)

Round	Player	Date	Opponent	Pitcher
DS (1)	Edgar Martinez	10/7/1995 (Game 4)	at Seattle	J. Wetteland
LCS (2)	Jim Thome	10/13/1998 (Game 6)	vs. Cleveland	D. Cone
	Johnny Damon	10/20/2004 (Game 7)	vs. Boston	J. Vazquez
World Series (2)	Chuck Hiller	10/8/1962 (Game 4)	vs. San Francisco	M. Bridges
	Ken Boyer	10/11/1964 (Game 4)	vs. St. Louis	A. Downing

LEAD-OFF HOME RUNS ALLOWED - FIRST INNING (5)

Round	Player	Date	Opponent	Pitcher
ALDS (1)	Grady Sizemore	10/8/2007 (Game 4)	vs. Cleveland	C. Wang
LCS (2)	George Brett	10/6/1978 (Game 3)	vs. Kansas City	C. Hunter
	Kenny Lofton	10/11/1998 (Game 5)	at Cleveland	D. Wells
World Series (2)	Bill Bruton	10/2/1958 (Game 2)	at Milwaukee	B. Turley
	Davey Lopes	10/17/1978 (Game 6)	at Los Angeles-NL	C. Hunter

PINCH-HIT HOME RUNS ALLOWED (3)

Round	Player	Date	Opponent	Pitcher
ALDS (0)	Never allowed			
LCS (1)	Jay Buhner	10/20/2001 (Game 3)	vs. Seattle	J. Witasick
World Series (2)	George Shuba	9/30/1953 (Game 1)	vs. Brooklyn	A. Reynolds
	Jay Johnstone	10/24/1981 (Game 4)	at Los Angeles-NL	R. Davis

WALK-OFF HOME RUNS ALLOWED (4) - *CLINCHED SERIES

Round	Player	Date	Opponent	Inn.	Men on	Pitcher
DS (0)	Never allowed					
LCS (1)	David Ortiz	10/17/2004 (Game 4)	at Boston	12th	1 on	P. Quantrill
World Series (3)	Eddie Mathews	10/6/1957 (Game 4)	at Milwaukee	10th	1 on	B. Grim
	Bill Mazeroski*	10/13/1960 (Game 7)	at Pittsburgh	9th	solo	R. Terry
	Alex Gonzalez	10/22/2003 (Game 4)	at Florida	12th	solo	J. Weaver

(14 total walk-off losses in postseason play)

Yankees to Homer in First Career World Series At-Bat

(According to *Elias Book of Baseball Records*)

Chick Fewster	10/11/21	(Game 6) vs. Giants off Jesse Barnes (2nd inn., 1 on)*
George Selkirk	9/30/36	(Game 1) at Giants off Carl Hubbell (3rd inn., solo)
Elston Howard	9/28/55	(Game 1) vs. Brooklyn off Don Newcombe (2nd inn., 1 on)
Roger Maris	10/5/60	(Game 1) at Pittsburgh off Vern Law (1st inn. solo)
Jim Mason	10/19/76	(Game 3) vs. Cin. off Pat Zachry (7th inn., solo) - PH-HR was only career WS plate app.
Bob Watson	10/20/81	(Game 1) vs. Los Angeles off Jerry Reuss (1st inn., 2 on)

*All but Fewster homered in their first plate appearance.

Yankees Postseason Award Winners

ALCS MVP

YEAR	PLAYER	AGE	POS	G	AB	R	H	2B	3B	HR	RBI	BA
1981	Graig Nettles	37	3B	3	12	2	6	2	0	1	9	.500
1996	Bernie Williams	28	CF	5	19	6	9	3	0	2	6	.474
2000	David Justice	34	LF	6	26	4	6	2	0	2	8	.231

YEAR	PITCHER	AGE	POS	G	GS	IP	W	L	SV	H	R	ER	SO	BB	ERA
1998	David Wells	35	LHP	2	2	15.2	2	0	0	12	5	5	18	2	2.87
1999	Orlando Hernandez	30	RHP	2	2	15.0	1	0	0	12	4	3	13	6	1.80
2001	Andy Pettitte	29	LHP	2	2	14.1	2	0	0	11	4	4	8	2	2.51
2003	Mariano Rivera	33	RHP	4	0	8.0	1	0	2	5	1	1	6	0	1.13
2009	CC Sabathia	29	LHP	2	2	16.0	2	0	0	9	2	2	12	3	1.13

World Series MVP

YEAR	PLAYER	AGE	POS	G	AB	R	H	2B	3B	HR	RBI	BA
1960	Bobby Richardson	25	2B	7	30	8	11	2	2	1	12	.367
1977	Reggie Jackson	31	RF	6	20	10	9	1	0	5	8	.450
1978	Bucky Dent	26	SS	6	24	3	10	1	0	0	7	.417
1998	Scott Brosius	32	3B	4	17	3	8	0	0	2	6	.471
2000	Derek Jeter	26	SS	5	22	6	9	2	1	2	2	.409
2009	Hideki Matsui	35	DH	6	13	3	8	1	0	3	8	.615

YEAR	PITCHER	AGE	POS	G	GS	IP	W	L	SV	H	R	ER	SO	BB	ERA
1956	Don Larsen	27	RHP	2	2	10.2	1	0	0	1	4	0	7	4	0.00
1958	Bob Turley	28	RHP	4	2	16.1	2	1	1	10	5	5	13	7	2.76
1961	Whitey Ford	32	LHP	2	2	14.0	2	0	0	6	0	0	7	1	0.00
1962	Ralph Terry	26	RHP	3	3	25.0	2	1	0	17	5	5	16	2	1.80
1996	John Wetteland	30	RHP	5	0	4.1	0	0	4	4	1	1	6	1	2.08
1999	Mariano Rivera	29	RHP	3	0	4.2	1	0	2	3	0	0	3	1	0.00

Single-Inning Postseason Records

Courtesy of the *Elias Sports Bureau*

SINGLE-INNING HIGHS - YANKEES BATTERS			
Statistic	World Series	ALCS	Division Series
Runs	7, 5x - last 10/17/98 G1 vs. SD (7th inn)	7, 2x - 10/11/00 G2 vs. SEA (6th inn) and 10/14/81 G2 vs. OAK (4th inn)	6, 4x - last 10/4/11 G4 at DET (8th inn)
Hits	7, 2x - 10/8/60 G3 at PIT (1st inn) and 10/6/60 G2 vs. PIT (6th inn)	8 - 10/11/00 G2 vs. SEA (8th inn)	7 - 10/4/11 G4 at DET (8th inn)
HR	2, 12x - last 10/21/03 at FLA (9th inn)	3 - 10/13/96 G5 at BAL (3rd inn)	3 - 9/30/97 G1 vs. CLE (6th inn)
Extra-base Hits	4 - 10/9/61 G5 at CIN (1st inn)	3, 8x - last 11/22/09 G5 at LAA (7th inn)	4 - 10/5/03 G4 at MIN (4th inn)
SINGLE-INNING HIGHS - YANKEES PITCHERS			
Statistic	World Series	ALCS	Division Series
Runs	8, 2x - 10/7/21 G3 at NYG (7th inn) and 11/3/01 G6 at ARI (3rd inn)	7 - 10/20/01 G3 vs. SEA (6th inn)	8 - 10/5/02 G4 at ANA (5th inn)
Hits	9 - 11/3/01 G6 at ARI (3rd inn)	6 - 10/18/10 G3 vs. TEX (9th inn)	10 - 10/5/02 G4 at ANA (5th inn)
HR	2, 12x - last 11/2/09 at PHI (7th inn)	3 - 10/9/98 G3 at CLE (5th inn)	2, 5x - last 10/6/11 G5 vs. DET (1st inn)
Extra-base Hits	3, 10x - last 11/3/01 G6 at ARI (3rd inn)	4 - 10/20/01 G3 vs. SEA (6th inn)	3, 5x - last 10/4/07 G1 at CLE (6th inn)

Yankees All-Time Postseason Leaders

Please note that the players' totals listed below are as a *Yankee only* and do not include statistics accumulated while playing for other teams. **KEY:** MLB = All-time Major League leader with the total listed; AL = All-time American League leader with the total listed; T= Tied for lead.

BATTING

Games Played

1. DEREK JETER	MLB 152
2. Jorge Posada	125
3. Bernie Williams	121
4. MARIANO RIVERA	96
5. Tino Martinez	81

At-Bats

1. DEREK JETER	MLB 623
2. Bernie Williams	465
3. Jorge Posada	416
4. Tino Martinez	287
5. Paul O'Neill	270

Runs

1. DEREK JETER	MLB 107
2. Bernie Williams	83
3. Jorge Posada	53
4. Mickey Mantle	42
5. Yogi Berra	41

Hits

1. DEREK JETER	MLB 191
2. Bernie Williams	128
3. Jorge Posada	103
4. Paul O'Neill	76
5. Yogi Berra	71

Doubles

1. DEREK JETER	MLB 31
2. Bernie Williams	29
3. Jorge Posada	23
4. Hideki Matsui	15
T5. Tino Martinez, Paul O'Neill	14

Triples

T1. DEREK JETER	4
Bill Johnson	4
T3. Bauer, B. Brown, CANO, Gehrig, Martin, Meusel	3

Home Runs

1. Bernie Williams	22
2. DEREK JETER	20
3. Mickey Mantle	18
4. Babe Ruth	15
T5. Yogi Berra, Reggie Jackson	12

RBI

1. Bernie Williams	MLB 80
2. DEREK JETER	59
3. Jorge Posada	42
4. Mickey Mantle	40
T5. Yogi Berra, Hideki Matsui	39

Walks

1. Bernie Williams	71
2. Jorge Posada	70
3. DEREK JETER	64
4. Mickey Mantle	43
5. ALEX RODRIGUEZ	34

Batting Average (min. 75PA)

1. Lou Gehrig	.361 (43-for-119)
2. Thurman Munson	.357 (46-for-129)
3. Babe Ruth	.347 (41-for-118)
4. Billy Martin	.333 (33-for-99)
5. Reggie Jackson	.328 (39-for-119)

Slugging Percentage (min. 75PA)

1. Babe Ruth	.788
2. Lou Gehrig	.731
3. Reggie Jackson	.672
4. Charlie Keller	.611
5. Billy Martin	.566

Steals

1. DEREK JETER	18
T2. Phil Rizzuto	10
Alfonso Soriano	10
4. Bernie Williams	8
5. ALEX RODRIGUEZ	7

Hitting Streak

T1. DEREK JETER 10/13/98-10/27/99	MLBT 17
Hank Bauer 10/3/56-10/4/58	MLBT 17
3. Bernie Williams 10/16/03-10/12/04	12
4. DEREK JETER 10/11/00-10/11/01	12
5. Seven players	11

PITCHING

Games

1. MARIANO RIVERA	MLB 96
2. Jeff Nelson	44
3. ANDY PETTITTE	38
4. Mike Stanton	31
5. Whitey Ford	22

Games Started

1. ANDY PETTITTE	AL 38
2. Whitey Ford	22
3. Roger Clemens	18
4. Mike Mussina	15
5. Orlando Hernandez	14

Innings Pitched

1. ANDY PETTITTE	AL 237.2
2. Whitey Ford	146.0
3. MARIANO RIVERA	141.0
4. Roger Clemens	102.1
5. Orlando Hernandez	102.0

Wins

1. ANDY PETTITTE	AL 18
2. Whitey Ford	10
3. Orlando Hernandez	9
4. MARIANO RIVERA	8
T5. Clemens, Reynolds, Ruffing, Wells	7

Losses

1. ANDY PETTITTE	AL 9
2. Whitey Ford	8
3. Mike Mussina	7
T4. Clemens, Figueroa, Hunter, Terry	4

Strikeouts

1. ANDY PETTITTE	AL 157
2. MARIANO RIVERA	110
3. Orlando Hernandez	101
4. Roger Clemens	99
5. Whitey Ford	94

ERA (min. 40.0IP)

1. MARIANO RIVERA	0.70
2. Waite Hoyt	1.62
3. Herb Pennock	2.06
4. Vic Raschi	2.24
5. Ed Lopat	2.60

Saves (official stat since 1969)

1. MARIANO RIVERA	MLB 42
T2. Goose Gossage, John Wetteland	7
T4. K. Clay, S. Lyle, R. Mendoza	1

Shutouts

1. Whitey Ford	3
2. Allie Reynolds	2
T3. Chandler, Clemens, Hoyt, Kucks, Larsen, Mays, Pearson, Raschi, Terry, Turley	1

Complete Games

1. Red Ruffing	8
2. Whitey Ford	7
3. Waite Hoyt	6
4. Allie Reynolds	5
T5. Lefty Gomez, Herb Pennock	4

Yankees All-Time Postseason Highs & Lows

BATTING RECORDS - POSTSEASON - ALL ROUNDS COMBINED			
	Single Season		Career
Statistic	Player	Team	Player
Batting Average, high	^{AL} .475 (19-for-40) - Thurman Munson 1976 (min: 35PA)	^{MLB} .338 (91-for-269) in 1960 (7G)	.361 (43-for-119) - Lou Gehrig
Batting Average, low	.097 (3-for-31) - Willie Randolph 1976	.171 (22-for-129) in 1963 (4G)	Pitchers: 0-for-8, 2x - Tiny Bonham and Joe Page; Position Player: 0-for-6 - Doug Mientkiewicz
At-Bats	71 - Alfonso Soriano 2003	583 in 2003 (17G)	^{MLB} 623 - Derek Jeter (NY Yankees' B. Williams is second in ML history with 465)
Runs	15 - Alex Rodriguez 2009	80 in 2009 (15G)	^{MLB} 107 - Derek Jeter
Most Hits	24 - Tino Martinez 2000	146 in 2003 (17G)	^{MLB} 191 - Derek Jeter
Fewest Hits	N/A	22 in 1963 (4G)	N/A
Singles	18, 2x - T. Martinez 2000 and Jeter 1996	101 in 2000 (16G)	^{MLB} 136 - Derek Jeter
Doubles	^{ALT} 7 - Hideki Matsui 2004 (tied with 4 ALers)	31, 2x - 2004 (11G) and 2003 (17G)	^{MLB} 31 - Derek Jeter
Triples	^{ALT} 3 - Bill Johnson 1947	5 in 1947 (7G)	4, 2x - Derek Jeter and Bill Johnson
Home Runs	6, 2x - Alex Rodriguez 2009 and Bernie Williams 1996	20 in 2009 (15G)	22 - Bernie Williams
Grand Slams	1, 11x - last Robinson Cano 2011	2 - 1956 vs. BRO, Berra-G2 & Skowron-G7	1, 10x - last Ricky Ledee 10/17/99 ALCS G4 at BOS
RBI	18 - Alex Rodriguez 2009	75 in 2009 (15G)	^{MLB} 80 - Bernie Williams
Extra-base Hits	11, 2x - Alex Rodriguez 2009 and Hideki Matsui 2004	48, 2x - 2004 (11G) and 2003 (17G)	^{MLB} 55 - Derek Jeter
Walks	13 - Jorge Posada 2000	66 in 2000 (16G)	^{ALCS} 71 - Bernie Williams
Total Bases	42 - Alex Rodriguez 2009	227 in 2003 (17G)	^{MLB} 290 - Derek Jeter
Strikeouts	^{MLB} 26 - Alfonso Soriano 2003	127 in 2003 (17G)	^{MLB} 125 - Derek Jeter
Hitting Streak	12 - Derek Jeter 1999	N/A	^{MLBT} 17 - Derek Jeter 10/13/98-10/27/99 and Hank Bauer 10/3/56 - 10/4/58 (also Manny Ramirez with BOS 10/14/03-10/27/04)
Stolen bases	5 - Alfonso Soriano 2003	12 in 1998 (13G)	18 - Derek Jeter
Fewest Total Runs	N/A	4 in 1963 (4G)	N/A
Walk-off Wins	N/A	3 in 2001 (1 in ALCS and 2 in WS)	N/A
Walk-off HRs	1, 11x - last Teixeira 2009	2, 2x - 2001 (1-ALCS & 1-WS) and 1999 (1-ALCS & 1-WS)	N/A
FIELDING RECORDS - POSTSEASON - ALL ROUNDS COMBINED			
	Single Season		Career
Statistic	Player	Team	Player
DPs turned, Yankees	N/A	20 in 2003 (17G)	N/A
Errors	5 - Aaron Boone 2003	16 in 2001 (17G)	^{MLB} 15 - Derek Jeter

Yankees All-Time Postseason Highs & Lows

PITCHING RECORDS - POSTSEASON - ALL ROUNDS COMBINED			
Statistic	Single Season		Career
	Player	Team	Player
Runs	17 - Andy Pettitte 1996	71 in 2001 (17G)	^{AL} 104 - Andy Pettitte with NYY (116 in career)
Innings	36.1 - CC Sabathia 2009	155.0 in 2003 (17G)	^{AL} 237.2 - Andy Pettitte with NYY (263.0 in career)
ER	17 - Andy Pettitte 1996	60 in 2001 (17G)	^{AL} 100 - Andy Pettitte with NYY (112 in career)
Hits, most	^{MLB} 40 - Andy Pettitte 2000	144 in 2001 (17G)	^{MLB} 271 - Andy Pettitte with NYY (112 in career)
Hits, fewest allowed in CG	N/A	25 in 1963 (4G)	N/A
HR	^{MLB/ALT} 7 - Andy Pettitte 1996 (also Beckett BOS 2008, Garrelts SF 1989, Hamels PHI 2009)	19 in 1996 (15G)	^{MLB} 28 - Andy Pettitte with NYY (31 in career)
Extra-base hits	^{MLB/ALT} 15 - Orlando Hernandez 2000 (tied with Pedro Martinez BOS 2003)	49 in 2001 (17G)	^{MLB} 77 - Andy Pettitte with NYY (84 in career)
Strikeouts	34, 2x - Andy Pettitte 2003 and Roger Clemens 2000	141 in 2003 (17G)	^{AL} 157 - Andy Pettitte with NYY (173 in career)
BB	16, 2x - A.J. Burnett 2009 and Orlando Hernandez 2000	58 in 1996 (15G)	^{AL} 66 - Andy Pettitte with NYY (72 in career)
Lowest Opp. BA	.146 (15-for-103) - Orlando Hernandez 1999 (min: 20.0IP)	.182 (29-for-159) - 1941 (5G)	.175 (86-for-492) - Mariano Rivera min: 40.0IP
SB allowed	N/A	N/A	11 - Andy Pettitte with NYY (14 in career)
Shutouts	2 - Whitey Ford 1960	5 in 1950 (4G)	^{AL} 3 - Whitey Ford
Largest SHO win	N/A	N/A	^{MLB} 12-0 by Whitey Ford 10/12/60 WS G6 at PIT
Complete Games	3, 2x - Waite Hoyt 1921 and Carl Mays 1921	6 - 1921 vs. NYG (8G)	8 - Red Ruffing
Walk-off Losses	N/A	2 - 10/17/04 G4 at BOS & 10/18/04 G5 at BOS	N/A
OTHER RECORDS - POSTSEASON - ALL ROUNDS COMBINED			
Statistic	Single Season		Career
	Player	Team	Player
Largest run differential (+)	N/A	+28 in 2009, 1998 and 1960	N/A
Largest run differential (-)	N/A	-15 in 1976	N/A

Yankees All-Time World Series Leaders

Please note that the players' totals listed below are as a Yankee only and do not include statistics accumulated while playing for other teams. KEY: MLB = All-time Major League leader with the total listed; AL = All-time American League leader with the total listed; T= Tied for lead.

BATTING

Games Played

1. Yogi Berra	MLB 75
2. Mickey Mantle	65
T3. Hank Bauer	53
Gil McDougald	53
5. Phil Rizzuto	52

At-Bats

1. Yogi Berra	MLB 259
2. Mickey Mantle	230
3. Joe DiMaggio	199
4. Gil McDougald	190
5. Hank Bauer	188

Runs

1. Mickey Mantle	MLB 42
2. Yogi Berra	41
3. Babe Ruth	37
4. DEREK JETER	32
5. Lou Gehrig	30

Hits

1. Yogi Berra	MLB 71
2. Mickey Mantle	59
3. Joe DiMaggio	54
4. DEREK JETER	50
5. Hank Bauer	46

Doubles

1. Yogi Berra	MLB 10
2. DEREK JETER	9
3. Lou Gehrig	8
4. Elston Howard	7
T5. 7 players tied	6

Triples

1. Bill Johnson	MLB 4*
T2. Bauer, B. Brown, Gehrig, Martin, Meusel	3

Home Runs

1. Mickey Mantle	MLB 18
2. Babe Ruth	15
3. Yogi Berra	12
4. Lou Gehrig	10
T5. Joe DiMaggio, Reggie Jackson	8

RBI

1. Mickey Mantle	MLB 40
2. Yogi Berra	39
3. Lou Gehrig	35
T4. Joe DiMaggio	30
Babe Ruth	30

Walks

1. Mickey Mantle	MLB 43
2. Babe Ruth	33
3. Yogi Berra	32
4. Phil Rizzuto	30
5. Lou Gehrig	26

Batting Average (min. 40PA)

1. Bobby Brown	.439 (18-for-41)
2. Reggie Jackson	.400 (22-for-55)
3. Hideki Matsui	.389 (14-for-36)
4. Thurman Munson	.373 (25-for-67)
5. Lou Gehrig	.361 (43-for-119)

Slugging Percentage (min. 40PA)

1. Reggie Jackson	.891
2. Babe Ruth	.788
3. Hideki Matsui	.750
4. Lou Gehrig	.731
5. Bobby Brown	.707

Steals

1. Phil Rizzuto	10
2. Bob Meusel	5
T3. DEREK JETER	4
Babe Ruth	4
T5. Mickey Mantle, Mickey Rivers	3

Hitting Streak

1. Hank Bauer (10/3/56-10/4/58)	MLB 17
2. DEREK JETER (10/26/96-10/26/00)	14
3. Reggie Jackson (10/14/77-10/25/81)	12
T4. Billy Martin (10/11/55-10/10/56)	11
Yogi Berra (10/2/53-10/4/55)	11

PITCHING

Games

1. MARIANO RIVERA	MLB 24
2. Whitey Ford	22
3. Jeff Nelson	16
T4. Allie Reynolds	15
Bob Turley	15

Games Started

1. Whitey Ford	MLB 22
2. Andy Pettitte	12
T3. Waite Hoyt	10
Red Ruffing	10
5. Allie Reynolds	9

Innings Pitched

1. Whitey Ford	MLB 146.0
2. Red Ruffing	85.2
3. Waite Hoyt	77.2
4. Allie Reynolds	77.1
5. Andy Pettitte	71.2

Wins

1. Whitey Ford	MLB 10
T2. Allie Reynolds	7
Red Ruffing	7
T4. Lefty Gomez	6
Waite Hoyt	6

Losses

1. Whitey Ford	MLB 8
T2. ANDY PETTITTE	4
Ralph Terry	4
T4. Bush, Frazier, Hoyt, Hunter, Mays, Raschi, Turley	3

Strikeouts

1. Whitey Ford	MLB 94
2. Allie Reynolds	62
3. Red Ruffing	61
4. ANDY PETTITTE	52
5. Waite Hoyt	48

ERA (min. 25.0IP)

1. MARIANO RIVERA	0.99
2. Monte Pearson	1.01
3. Roger Clemens	1.50
4. Spud Chandler	1.62
5. Waite Hoyt	1.62

Saves (official stat since 1969)

1. MARIANO RIVERA	MLB 11
2. John Wetteland	4
3. Goose Gossage	2

Shutouts

1. Whitey Ford	3
2. Allie Reynolds	2
T3. Chandler, Hoyt, Kucks, Larsen, Mays, Pearson, Raschi, Terry, Turley	1

Complete Games

1. Red Ruffing	8
2. Whitey Ford	7
3. Waite Hoyt	6
4. Allie Reynolds	5
5. Lefty Gomez, Herb Pennoch	4

Yankees All-Time World Series Highs & Lows

BATTING RECORDS - WORLD SERIES				
	Game		Series	
Statistic	Player	Team	Player	Team
Batting Average, high	^{MLB/ALT} 1,000 (4-for-4), 2x - Thurman Munson 10/21/76 G4 vs. CIN and Bill Dickey 10/5/38 G1 at CHC (min: 4AB) - Tied with many (No MLBer has gone 5-for-5 in WS).	.432 (16-for-37) - 10/18/98 G2 vs. SD	^{AL} .625 (10-for-16) - Babe Ruth 1928 vs. STL (min: 10PA)	^{MLB} .338 (91-for-269) - 1960 vs. PIT (7G)
Batting Average, low	^{MLB/ALT} 0-for-6 - Mickey Rivers 10/11/77 G1 vs. LAD (most AB without H. Tied w/ many among MLB)	.069 (2-for-29) - 10/5/58 G4 vs. MIL	0-for-12 - Joe Collins 1952 vs. BRO	.171 (22-for-129) - 1963 vs. LAD (4G)
At-Bats	6, 18x - last Giambi, Jeter, Soriano, B. Williams 10/22/03 G4 at FLA	45, 3x - 10/6/60 G2 at PIT; 10/6/36 G6 at NYG and 10/2/32 G4 at CHC	32, 4x - Richardson 1964 vs. STL, Skowron 1960 vs. PIT, Bauer 1956 vs. BRO, Koenig 1926 vs. STL	269 - 1960 vs. PIT (7G)
Runs	^{MLB/ALT} 4, 4x - last Reggie Jackson 10/18/77 G6 vs. LAD (also Combs, Crosetti and Ruth-tied with many other MLBers)	^{MLB} 18-4 win - 10/2/36 G2 at NYG	^{MLB/ALT} 10 - Reggie Jackson 1977 vs. LAD (tied with Paul Molitor 1993 w/ TOR vs. PHI)	^{MLB} 55- 1960 vs. PIT (7G)
Most Hits	4, 7x - last B. Williams 10/22/03 G4 at FLA (also Dickey, Dugan, Keller, Mantle, Munson and Vizcaino)	19, 2x - 10/6/60 G2 at PIT and 10/2/32 G4 at CHC	^{MLB/ALT} 13 - Bobby Richardson 1964 vs. STL (tied with Marty Barrett 1986 BOS vs. NYM and Lou Brock 1968 STL vs. DET)	^{MLB} 91 - 1960 vs. PIT (7G)
Fewest Hits	N/A	2 - 10/5/58 G4 vs. MIL	N/A	^{ALT} 22 - 1963 vs. LAD (4G) - (tied with 1914 PHA)
Singles	4, 3x - Jose Vizcaino 10/21/00 G1 vs. NYM; Thurman Munson 10/21/76 G4 vs. CIN; and Bill Dickey 10/5/38 G1 at CHC	^{MLB/ALT} 16 - 10/15/78 G5 vs. LAD (also 11/3/01 ARI batters vs. NYY G6 2001)	11 - Bobby Richardson 1964 vs. STL	^{MLB} 64 - 1960 vs. PIT (7G)
Doubles	2, 12x - last A. Rodriguez 11/2/09 G5 at PHI	5 - 10/6/26 G4 at STL	3, 12x - last Jeter and A. Rodriguez 2009 vs. PHI	13- 1960 vs. PIT (7G)
Triples	^{MLB/ALT} 2 - Bobby Richardson 10/12/60 G6 at PIT (tied with 1AL and 4NL)	3, 2x - 10/12/60 G6 at PIT and 10/1/47 G2 vs. BRO	^{ALT} 3 - Bill Johnson 1964 vs. STL (tied with three others)	5 - 1947 vs. BRO (7G)
Home Runs	^{MLB/ALT} 3, 3x - Reggie Jackson 10/18/77 G6 vs. LAD; Babe Ruth 10/9/28 G4 at STL and 10/6/26 G4 at STL (also Pujols 10/22/11 G3 STL at TEX)	^{MLB/ALT} 5 - 10/9/28 G4 at STL (also 10/27/89 G3 OAK at SF)	^{MLB/ALT} 5 - Reggie Jackson 1977 vs. LAD (tied with Chase Utley 2009 PHI vs. NYY)	^{AL} 12 - 1956 vs. BRO (7G)
Grand Slams	^{MLB/ALT} 1, 8x last Tino Martinez 10/17/98 G1 vs. SD (also Peppitone, Richardson, Skowron, Berra, Mantle, McDougald, Lazzeri)	1 - 8x, last 10/17/98 G1 vs. SD	^{MLB/ALT} 1, 8x last Tino Martinez 1998 vs. SD (also Peppitone, Richardson, Skowron, Berra, Mantle, McDougald, Lazzeri). No MLer has hit 2GS in their career.	^{MLB} 2 - 1956 vs. BRO Berra-G2 & Skowron-G7 (also 1987 MIN vs. STL)
RBI	^{MLB/ALT} 6, 2x - Hideki Matsui 11/4/09 G6 vs. PHI; and Bobby Richardson 10/8/60 G3 vs. PIT (also Pujols 10/22/11 G3 STL at TEX)	18 - 10/2/36 G2 at NYG	^{MLB} 12 - Bobby Richardson 1960 vs. PIT	^{MLB} 54 - 1960 vs. PIT (7G)
Extra-base hits	3, 3x - Reggie Jackson 10/18/77 G6 vs. LAD; Babe Ruth 10/9/28 G4 at STL and 10/6/26 G4 at STL	8 - 10/6/26 G4 at STL	^{ALT} 6, 2x - Jackson 1977 vs. LAD and Ruth 1928 vs. STL	^{MLB} 27 - 1960 vs. PIT (7G)
Walks	^{MLB/ALT} 4 - Babe Ruth 10/10/26 G7 vs. STL (also 2AL and 3NL)	11 - 10/5/57 G3 at MIL	^{ALT} 11 - Babe Ruth 1926 vs. STL (tied for best by an ALer with Gene Tenace 1973 OAK vs. NYM)	38 - 1947 vs. BRO (7G)
Total Bases	^{ALT} 12, 3x - Reggie Jackson 10/18/77 G6 vs. LAD; Babe Ruth 10/9/28 G4 at STL and 10/6/26 G4 at STL	^{AL} 32, 2x - 10/2/32 G4 at CHC and 10/9/28 G4 at STL	^{MLB/ALT} 25 - Reggie Jackson 1977 vs. LAD (tied with Willie Stargell 1979 PIT vs. BAL)	^{MLB} 142 - 1960 vs. PIT (7G)
Strikeouts	^{MLB} 5 - George Pipgras 10/1/32 G3 at CHC	15 - 10/2/63 G1 vs. LAD	9, 3x - Alfonso Soriano 2003 vs. FLA, David Justice 2001 vs. ARI and Mickey Mantle 1960 vs. PIT	^{AL} 63 - 2001 vs. ARI (7G)
Hitting Streak	^{MLB} 17 - Hank Bauer 10/3/56-10/4/58	N/A	N/A	N/A
Stolen Bases	2, 4x - last Johnny Damon 11/1/09 G4 at PHI (also Jeter, Mike McNally and Ruth)	3 - 10/6/21 G2 vs. NYG	3, 2x - Johnny Damon 2009 vs. PHI and Derek Jeter 1999 vs. ATL	6 - 1921 vs. NYG (8G)
LOB	N/A	^{MLB/ALT} 15 (12 inn) - 10/21/00 G1 vs. NYM (tied w/ 5 others); In 9 inn game: 13, 3x - last 10/5/53 G 6 vs. BRO	N/A	63 - 1947 vs. BRO (7G)
Shut Out (Game) / Fewest Total Runs (Series)	N/A	16x, last 2-0 on 10/25/03 G6 vs. FLA	N/A	4 in 4G - 1963 vs. LAD (Note: NYY shut out multiple times in one WS only once - 1957 vs. MIL G5 & G7)
Worst Shutout Loss	N/A	5-0 on 10/10/57 G7 vs. MIL	N/A	N/A
Walk-off Wins	N/A	11x, last 11/1/01 G5 vs. ARI	N/A	2 - 2001 vs. ARI (G4 & G5)
Walk-off HRs	1, 4x - last Derek Jeter 10/31/01 G4 vs. ARI	4x, last 10/31/01 G4 vs. ARI (Jeter)	1, 4x, last Derek Jeter 10/31/01 G4 vs. ARI	1, 4x - last Derek Jeter 10/31/01 G4 vs. ARI

FIELDING RECORDS - WORLD SERIES

Statistic	Game		Series	
	Player	Team	Player	Team
DPs turned, Yankees	N/A	^{MLB} T 4 - 10/8/51 G4 at NYG (tied w/ 4 others, last 10/25/05 G3 HOU vs. CWS)	N/A	^{AL} 10 - 1951 vs. NYG (6G)
DPs turned, Opponent	N/A	3, 5x - last 10/18/98 G2 vs. SD	N/A	^{MLB} 11 - 1955 by BRO (7G)
Errors, Yankees	2, 4x - last Aaron Boone 10/19/03 G2 vs. FLA (also McDougald 10/7/52 G7 at BRO), Rolfe 10/6/38 G2 at CHC and Crossetti 10/2/32 G4 at CHC	4, 2x - 10/7/52 G7 at BRO and 10/2/32 G4 at CHC	4, 3x - Gil McDougald 1952 vs. BRO, Frank Crossetti 1932 vs. CHC and Mark Koenig 1926 vs. STL	10 - 1952 vs. BRO (7G)
Errors, Opp.	3 - Davey Lopes 10/25/81 G5 at LAD	4, 7x - last 10/8/58 G6 at MIL	6 - Davey Lopes (LAD) 1981	10, 3x - 1951 by NYG (6G), 1943 by STL (5G) and 1942 by STL (5G)

PITCHING RECORDS - WORLD SERIES

Statistic	Game		Series	
	Player	Team	Player	Team
Runs	By reliever: 9 - Jay Witasick 11/3/01 G6 at ARI (is the MLB record for relievers); By starter: 7, 3x - Pettitte 10/20/96 G1 vs. ATL, Gullett 10/16/77 G5 at LAD and Shawkey 10/9/26 G6 vs. STL	15 - 11/3/01 G6 at ARI	10, 3x - Pettitte 2001 vs. ARI, Gullett 1977 vs. LAD and Ruffing 1936 vs. NYG	37 - 2001 vs. ARI (7G)
Innings	10.0, 3x - Reynolds 10/5/50 G2 at PHI, Pennock 10/7/26 G5 at STL, Shawkey 10/5/22 G2 vs. NYG	12, 3x - 11/1/01 G5 vs. ARI, 3-2 win; 10/21/00 G1 vs. NYM, 4-3 win; and 10/11/77 G1 vs. LAD, 4-3 win	27.0 - Waite Hoyt 1921 vs. NYG (3GS)	In 9G format: 70.0 - 1921 vs. NYG (8G); In 7G format: 64.0 - 1952 vs. BRO (7G)
ER	By reliever: 8 - Jay Witasick 11/3/01 G6 at ARI (MLB record for relievers) / By starter: 7 - Pettitte 10/20/96 G1 vs. ATL	14 - 11/3/01 G6 at ARI	10 - Pettitte 2001 vs. ARI	30 - 2001 vs. ARI (7G)
Hits, most	14 - Waite Hoyt 10/6/26 G4 at STL	^{MLB} 22 - 11/3/01 G6 at ARI	24 - Whitey Ford 1962 vs. SF	In 9G format: 71 - 1921 vs. NYG (8G); In 7G format: 65, 2x - 2001 vs. ARI (7G) & 1926 vs. STL (7G)
Hits, fewest allowed in CG	^{MLB} 0 - Don Larsen 10/8/56 G5 vs. BRO (Perfect Game)	^{MLB} 0 - 10/8/56 G5 vs. BRO (Larsen Perfect Game)	N/A	25 - 1963 vs. LAD (4G)
HR	^{ALT} 3, 4x - last David Wells 10/17/98 G1 vs. SD (also Hunter, Grim, Reynolds)	4 - 10/12/77 G2 vs. LAD	^{AL} 4, 2x - Mike Mussina 2001 vs. ARI and Allie Reynolds 1953 vs. BRO	11 - 2009 vs. PHI (6G)
Extra-base hits	5, 5x - last O. Hernandez 10/24/00 G3 at NYM (also Pettitte, Ford, Reynolds, Pipgras)	7 - 10/3/53 G4 at BRO	8 - Ralph Terry 1962 vs. SF	23 - 2009 vs. PHI (6G)
Strikeouts	12 - O. Hernandez 10/24/00 G3 at NYM	13, 5x - last 11/4/01 G7 at ARI	19 - Roger Clemens 2001 vs. ARI	^{MLB} 70 - 2001 vs. ARI (7G)
BB	^{MLB} 10 - Bill Bevens 10/3/47 G4 at BRO	11 - 10/5/56 G2 at BRO	11, 4x - Allie Reynolds 1951 vs. NYG, Bill Bevens 1947 vs. BRO, Lefty Gomez 1936 vs. NYG, and Waite Hoyt 1921 vs. NYG	33 - 1955 vs. BRO
Lowest Opp. BA	^{MLB} .000 (0-for-27) - Don Larsen 10/8/56 G5 vs. BRO (Perfect Game)	^{MLB} .000 (0-for-27) - 10/8/56 G5 vs. BRO (Larsen Perfect Game)	^{MLB} .031 (1-for-32) - Don Larsen 1956 vs. BRO (min: 10.0IP)	.182 (29-for-159) 1941 vs. BRO (5G)
SB allowed	N/A	3, 2x - 10/3/52 G3 vs. BRO; and 10/7/21 G3 at NYG	N/A	7, 3x - 1976 vs. CIN (4G); 1947 vs. BRO (7G); 1921 vs. NYG (8G)
Shutouts / Fewest Total Runs Allowed (by team in series)	1, 14x - last Ralph Terry 10/16/62 G7 at SF (also Chandler, Ford-3x, Hoyt, Kucks, Larsen, Mays, Pearson, Raschi, Reynolds-2x & Turley)	19x - last 3-0 win on 10/21/98 G4 at SD	^{ALT} 2 - Whitey Ford 1960 vs. PIT (tied among ALers with Bill Dinneen 1903 BOS vs. PIT)	5R total allowed in 4G - 1950 vs. PHI
Largest SHO win	^{MLB} 12-0 by Whitey Ford 10/12/60 G6 at PIT	^{MLB} 12-0 on 10/12/60 G6 at PIT	N/A	N/A
Complete Games	79x - last Jim Beattie 10/15/78 G5 vs. LAD (12-2 win)	79x - last 10/15/78 G5 vs. LAD (Beattie)	3, 2x - Waite Hoyt 1921 vs. NYG and Carl Mays 1921 vs. NYG	In 9G format: 6 - 1921 vs. NYG (8G); In 7G format: 5 - 1956 vs. BRO (7G)
Walk-off Losses	N/A	8x - last 10/22/03 G4 at FLA	N/A	1, 8x - last 10/22/03 G4 at FLA

OTHER RECORDS - WORLD SERIES

Statistic	Game		Series	
	Player	Team	Player	Team
LOB Opp.	N/A	14 - 10/5/57 G3 at MIL	N/A	58 - 1958 by MIL (7G)
Largest margin (+)	N/A	14 - 10/2/36 G2 at NYG, 18-4 win	N/A	+28 in 1960 vs. PIT (7G)
Largest margin (-)	N/A	13 - 11/3/01 G6 at ARI, 15-2 loss	N/A	-21 in 2001 vs. ARI (7G)
Attendance, Current Yankee Stadium	N/A	50,315 - 11/4/09 G6 vs. PHI	N/A	N/A

Yankees All-Time ALCS Leaders

Please note that the players' totals listed below are *as a Yankee only* and do not include statistics accumulated while playing for other teams. **KEY:** MLB = All-time Major League leader with the total listed; AL = All-time American League leader with the total listed; T= Tied for lead.

BATTING

Games Played

1. DEREK JETER	MLB 53
2. Jorge Posada	45
3. Bernie Williams	41
4. MARIANO RIVERA	33
5. Tino Martinez	27

At-Bats

1. DEREK JETER	MLB 221
2. Bernie Williams	162
3. Jorge Posada	147
4. Tino Martinez	105
5. Paul O'Neill	89

Runs

1. DEREK JETER	MLB 32
2. Bernie Williams	31
3. Jorge Posada	21
4. ALEX RODRIGUEZ	18
5. Tino Martinez	15

Hits

1. DEREK JETER	AL 57
2. Bernie Williams	52
3. Jorge Posada	33
4. Hideki Matsui	27
5. Paul O'Neill	26

Doubles

T1. DEREK JETER	MLB 10
Hideki Matsui	MLB 10
Jorge Posada	MLB 10
Bernie Williams	MLB 10
T5. Martinez, RODRIGUEZ, White	6

Triples

T1. ROBINSON CANO	2
DEREK JETER	2
T3. Berkman, Brosius, Chambliss, Girardi, Matsui, Nettles, Rivers, Sierra, Watson	1

Home Runs

1. Bernie Williams	9
2. DEREK JETER	7
T3. ALEX RODRIGUEZ	5
Graig Nettles	5
T5. CANO, O'Neill, Posada, Strawberry	4

RBI

1. Bernie Williams	MLB 33
2. DEREK JETER	24
T3. Hideki Matsui	17
Graig Nettles	17
Jorge Posada	17

Walks

1. Jorge Posada	32
2. DEREK JETER	28
3. Bernie Williams	25
4. ALEX RODRIGUEZ	15
5. Chuck Knoblauch	12

Batting Average (min. 50PA)

1. Mickey Rivers	386 (22-for-57)
2. Chris Chambliss	340 (18-for-53)
3. Thurman Munson	339 (21-for-62)
4. Hideki Matsui	333 (27-for-81)
5. Bernie Williams	321 (52-for-162)

Slugging Percentage (min. 50PA)

1. ROBINSON CANO	.696
2. ALEX RODRIGUEZ	.575
3. Graig Nettles	.557
4. Hideki Matsui	.556
5. Bernie Williams	.549

Steals

1. DEREK JETER	8
T2. Alfonso Soriano	4
Bernie Williams	4
T4. Chambliss, R. Jackson, Martinez, O'Neill, RODRIGUEZ, Vizcaino	2

Hitting Streak

1. DEREK JETER (10/16/04-10/22/09)	10
T2. ALEX RODRIGUEZ (10/16/09-10/16/10)	8
Hideki Matsui (10/14/03-10/18/04)	8
Bernie Williams (10/9/96-10/9/98)	8
T5. R. CANO, Martinez, Jeter, Munson	7

PITCHING

Games

1. MARIANO RIVERA	MLB 33
2. Jeff Nelson	14
3. ANDY PETTITTE	12
T4. Felix Heredia	8
Mike Stanton	8

Games Started

1. ANDY PETTITTE	AL 12
2. Orlando Hernandez	7
T3. Roger Clemens	5
Mike Mussina	5
5. Cone, Figueroa, Guidry, SABATHIA	4

Innings Pitched

1. ANDY PETTITTE	AL 79.1
2. MARIANO RIVERA	48.2
3. Orlando Hernandez	47.0
4. Mike Mussina	34.0
5. David Cone	27.0

Wins

1. ANDY PETTITTE	7
T2. Orlando Hernandez	4
MARIANO RIVERA	4
T4. CC SABATHIA	3
David Wells	3

Losses

1. PHIL HUGHES	3
T2. ANDY PETTITTE	2
Ed Figueroa	2
Mike Mussina	2
Denny Neagle	2
Jeff Nelson	2

Strikeouts

T1. ANDY PETTITTE	46
Orlando Hernandez	46
3. Mike Mussina	35
4. MARIANO RIVERA	34
5. Roger Clemens	32

ERA (min. 25.0IP)

1. MARIANO RIVERA	MLB 0.92
2. CC SABATHIA	3.12
3. Orlando Hernandez	3.26
4. David Cone	3.33
5. Roger Clemens	3.60

Saves (official stat since 1969)

1. MARIANO RIVERA	MLB 13
2. Goose Gossage	2
T3. Clay, Lyle, Mendoza, Wetteland	1

Shutouts

1. Roger Clemens	1
------------------	---

Complete Games

T1. Roger Clemens	1
Ron Guidry	1
Catfish Hunter	1
Rudy May	1

Yankees All-Time ALCS Highs & Lows

BATTING RECORDS - AL CHAMPIONSHIP SERIES				
Statistic	Game		Series	
	Player	Team	Player	Team
Batting Average, high	1.000 (4-for-4), 2x - Graig Nettles 10/14/81 G2 vs. OAK and Chris Chambliss 10/4/78 G2 at KC (min: 4AB)	MLB/AL 468 (22-for-47) - 10/16/04 G3 at BOS (also 22-for-47 10/14/96 ATL at STL G5)	.524 (11-for21) - Chris Chambliss vs. KC (min: 10PA)	MLB .336 (36-for-107) - 1981 vs. OAK (3G in 5G format)
Batting Average, low	MLB/ALT 0-for-6 - Chuck Knoblauch 10/7/98 G2 vs. CLE (most AB without H - tied w/ many AL and MLB)	.069 (2-for-29) - 10/18/10 G3 vs. TEX	0-for-14 - Mark Teixeira 2010 vs. TEX	.201 (38-for-189) - 2010 vs. TEX (6G)
At-Bats	MLB/ALT 7, 4x - All in same game - T. Clark, Jeter, Matsui, B. Williams 10/18/04 G5 at BOS (tied with 1AL and 8NL)	AL 53 - 10/18/04 G5 at BOS	MLB 36 - Bernie Williams 2004 vs. BOS	MLB 277 - 2004 vs. BOS (7G)
Runs	MLB/AL 5, 2x - In same game Matsui and A. Rodriguez 10/16/04 G3 at BOS	MLB 19 - 10/16/04 G3 at BOS	9 - Hideki Matsui 2004 vs. BOS	45 - 2004 vs. BOS (7G)
Most Hits	MLB/ALT 5 - Hideki Matsui 10/16/04 G3 at BOS (also Paul Blair 10/6/69 G3 BAL at MIN and Carl Crawford G4 10/14/08 TB at BOS)	MLB/AL 22- 10/16/04 G3 at BOS (also 10/14/96 G5 ATL at STL)	MLB 14 - Hideki Matsui 2004 vs. BOS (tied with also Pujols 2004 STL vs. HOU and Youkilis 2007 BOS vs CLE)	MLB 78 - 2004 vs. BOS (7G)
Fewest Hits	N/A	2 - 10/18/10 G3 vs. TEX	N/A	26 in 3G - 1980 vs. KC (5G format) / 38 in 6G - 2010 vs. TEX (7G format)
Singles	MLB/ALT 4 - Chris Chambliss 10/4/78 G2 at KC (tied with many in MLB)	MLB 15 - 10/14/81 G2 vs. OAK (also 10/14/96 G5 ATL at STL)	8, 2x - B. Williams 2000 vs. SEA and Munson 1976 vs. KC	46 - 2004 vs. BOS (7G)
Doubles	ALT 2, 8x - last Derek Jeter 10/15/10 G1 at TEX (other NY: Cairo, Matsui-3x, A. Rodriguez, Sheffield, R. White)	MLB 8 - 10/16/04 G3 at BOS	MLB 6 - Hideki Matsui 2004 vs. BOS	MLB 21 - 2004 vs. BOS (7G)
Triples	ALT 1, 13x - last Lance Berkman 10/22/10 G6 at TEX	1, 13x - last 10/22/10 G6 at TEX (Berkman)	MLB 2 - Robinson Cano 2009 vs. LAA (tied with many other MLBers)	2, 4x - last 2010 vs. TEX (6G)
Home Runs	2, 4x - last Matsui 10/16/04 G3 at BOS (also Giambi, Nettles, Strawberry)	4, 3x - 10/19/09 G3 at LAA; 10/16/04 G3 at BOS; and 10/12/96 G4 at BAL	4 - Robinson Cano 2010 vs. TEX	10 - 1996 vs. BAL (5G)
Grand Slams	1, 1x - Ricky Ledee 10/17/99 G4 at BOS	1 - 10/17/99 G4 at BOS (Ledee)	1 - Ricky Ledee 1999 vs. BOS	1 - 10/17/99 G4 at BOS (Ledee)
RBI	5, 2x - both Hideki Matsui 10/16/04 G3 at BOS and 10/12/04 G1 vs. BOS	MLB 18 - 10/16/04 G3 at BOS	10, 2x - Matsui 2004 vs. BOS and B. Williams 2004 vs. BOS	44 - 2004 vs. BOS (7G)
Extra-base hits	MLB/ALT 4 - Hideki Matsui 10/16/04 G3 at BOS 2-2B & 2HR (Tied with Albert Pujols and Bob Robertson)	MLB 13 - 10/16/04 G3 at BOS	MLB 9 - Hideki Matsui 2004 vs. BOS	MLB 32 - 2004 vs. BOS (7G)
Walks	3, 10x - last by 2 players in same game (Jeter, A. Rodriguez) on 10/25/09 G6 vs. LAA	MLB 11 - 10/11/98 G5 at CLE (2 others)	8 - Alex Rodriguez 2009 vs. LAA	MLB 38 - 2009 vs. LAA (6G)
Total Bases	ALT 13 - Hideki Matsui 10/16/04 G3 at BOS (also Adam Kennedy 10/13/02 G5 LAA vs. MIN 10/13/02)	MLB 44 - 10/16/04 G3 at BOS	MLB 28 - Hideki Matsui 2004 vs. BOS (tied with Nelson Cruz 2011 TEX vs. DET and Albert Pujols 2004 STL vs. HOU)	MLB 130 - 2004 vs. BOS (7G)
Strikeouts	MLB/ALT 4, 2x - Tony Clark 10/18/04 G5 at BOS and Alfonso Soriano 10/16/03 G7 vs. BOS	All G: 16 - 10/18/04 G5 at BOS (14 inn); 9 inn: 15 - 10/18/10 G3 vs. TEX	11 - Alfonso Soriano 2003 vs. BOS	52 - 2010 vs. TEX (6G)
Hitting Streak	10 - Derek Jeter 10/16/04-10/22/09	N/A	N/A	N/A
Stolen Bases	2 - Alfonso Soriano 10/15/03 G6 vs. BOS	4 - 10/10/98 G4 at CLE	3 - Derek Jeter 1998 vs. CLE	9 - 1998 vs. CLE (6G)
LOB	N/A	18 (14 inn) - 10/18/04 G5 at BOS; In 9 inn. game: 15 - 10/15/00 G5 at SEA	N/A	69 - 2004 vs. BOS (7G)
Shutout (Game) / Fewest Total Runs (Series)	N/A	2x - 8-0 loss on 10/18/10 G3 vs. TEX and 2-0 loss on 10/10/00 G1 vs. SEA	N/A	In 5G ALCS format: 6R- 1980 vs. KC (3G); In 7G ALCS format: 19 - 2010 vs. TEX (6G)
Worst Shutout Loss	N/A	ALT 8-0 on 10/18/10 G3 vs. TEX (also 10/6/79 G4 BAL at CAL)	N/A	N/A
Walk-off Wins	N/A	6x, last 10/17/09 vs. LAA	N/A	1, 6x - last in 2009 vs. LAA
Walk-off HRs	5x, last Aaron Boone 10/16/03 G7 vs. BOS	5x, last 10/16/03 G7 vs. BOS	N/A	Never twice in a ALCS

FIELDING RECORDS - AL CHAMPIONSHIP SERIES				
Statistic	Game		Series	
	Player	Team	Player	Team
DPs turned, Yankees	N/A	3, 3x - last 10/13/03 G4 at BOS	N/A	12 - 2003 vs. BOS (7G)
DPs turned, Opponent	N/A	3, 3x - last 10/25/09 G6 vs. LAA	N/A	7, 3x - 2009 vs. LAA (6G), '98 vs. CLE (6G) and '96 vs. BAL (5G)
Errors, Yankees	ALT 2 - Robinson Cano 10/17/09 G2 vs. LAA and Thurman Munson 10/10/76 G2 at KC (tied with many AL players)	MLB/TAL 5 - 10/10/76 G2 at KC (also 10/8/74 G3 LAD vs. PIT)	2, 6x - last Robinson Cano vs. LAA	6 - 1976 vs. KC (5G)
Errors, Opp.	2, 3x - last Nomar Garciaparra 10/13/99 G1 BOS at NYY	4 - 10/17/99 G4 at BOS	4 - Nomar Garciaparra 1999 with BOS	MLB 10 - '99 by BOS (5G)

PITCHING RECORDS - AL CHAMPIONSHIP SERIES				
Statistic	Game		Series	
	Player	Team	Player	Team
Runs	ALT 8 - Hideki Irapu 10/16/99 G3 at BOS - (as reliever); Most by NYY starter is 7 - Phil Hughes 10/16/10 G2 at TEX	14 - 10/20/01 G3 vs. SEA	11 - Phil Hughes 2010 vs. TEX	41 - 2004 vs. BOS (7G)
Innings	9.0, 3x - Roger Clemens 10/14/2000 G4 at SEA, Ron Guidry 10/6/77 G2 vs. KC, Catfish Hunter 10/9/76 G1 at KC	AL 14 inn game (13.2IP) - 10/18/04 G5 at BOS, 5-4 loss	16.0 - CC Sabathia 2009 vs. LAA (2GS)	MLB 69.2 - 2004 vs. BOS (7G)
ER	7 - Hideki Irapu 10/16/99 G3 at BOS (as reliever) and 7 - Phil Hughes 10/16/10 G2 at TEX (as starter)	12 - 10/16/99 G3 at BOS	11 - Phil Hughes 2010 vs. TEX	40 - 2004 vs. BOS (7G)
Hits, most	MLBT 13 - Hideki Irapu 10/16/99 G3 at BOS (tied with Jack McDowell 10/5/93 G1 CWS vs. TOR)	21 - 10/16/99 G3 at BOS	17, 2x - Sabathia 2010 vs. TEX and Pettitte 2003 vs. BOS	MLB 78 - 2004 vs. BOS (7G)
Hits, fewest allowed in CG	MLB 15 - Roger Clemens 10/14/00 G4 at SEA	MLB/TAL 1 - 10/14/00 G4 at SEA (also 10/18/04 HOU vs. STL; 10/12/90 CIN vs. PIT; & 10/9/74 BAL vs. OAK)	N/A	In 5G format: 22 - 1981 vs. OAK (5G) +++ In 7G format: 36 - 2001 vs. SEA (5G)
HR	MLBT/ALT 4 - Andy Pettitte 10/9/98 G3 at CLE (tied with 2 others)	ALT 4, 3x - 10/19/10 G4 vs. TEX; 10/20/04 G7 vs. BOS; and 10/9/98 G3 at CLE (tied with many in ALCS history)	MLBT/ALT 5 - Mike Mussina 2003 vs. BOS (tied with 1AL/2NL)	12 - 2003 vs. BOS (7G)
Extra-base Hits	MLBT 7 - Phil Hughes 10/16/10 G2 at TEX (tied with Josh Beckett 10/7/03 G1 FLA at CHC)	10 - 10/16/99 G3 at BOS	ALT 9 - Phil Hughes 2010 vs. TEX (tied w/ 2 others)	24 - 2010 vs. TEX (6G)
Strikeouts	MLBT/AL 15 - Roger Clemens 10/14/00 G4 at SEA (also Livan Hernandez with FLA and Mike Mussina with BAL)	15 - 10/14/00 G4 at SEA (Clemens CG)	18 - David Wells 1998 vs. CLE	60 - 2003 vs. BOS (7G)
BB	5, 6x - last Javier Vazquez 10/20/04 G7 vs. BOS (also Beattie, Cone, O. Hernandez-3x)	8, 2x - 10/17/04 G4 at BOS; and 10/3/78 G1 at KC	8 - Orlando Hernandez - 2000 vs. SEA	28 - 2004 vs. BOS (7G)
Lowest Opp. BA	.036 (1-for-28) - Roger Clemens 10/14/2000 G4 at SEA (min: 5.0IP)	MLBT/ALT .036 (1-for-28) - 10/14/00 G4 at SEA (tied w/ 1AL & 2NL games)	MLBT/ALT .000 (0-for-16) - Mariano Rivera 1998 vs. CLE (min: 5.0IP; tied with 1AL/3NL)	.211 (36-for-171) - 2001 vs. SEA (5G)
SB allowed	3 - Phil Hughes 10/16/10 G2 at TEX	4 - 10/16/10 G2 at TEX	3, 4x - last both Hughes and Sabathia 2010 vs. TEX	9 - 2010 vs. TEX (6G)
Shutouts / Fewest Total Runs Allowed (by team in series)	By one pitcher: 1x - Roger Clemens 10/14/2000 G4 at SEA	Team shutouts: 3x - last 5-0 win on 10/14/00 G4 vs. SEA	MLBT/ALT 1, 1x - Roger Clemens 2000 vs. SEA	In 5G format: 4 - 1981 vs. OAK (3G); In 7G format: 18 - 2000 vs. SEA (6G)
Largest SHO win	5-0 - Roger Clemens CG 10/14/2000 G4 at SEA	5-0 on 10/14/00 G4 vs. SEA (Clemens)	N/A	N/A
Complete Games	4x - last Roger Clemens 10/14/2000 G4 at SEA (also Rudy May, Ron Guidry and Catfish Hunter)	N/A	ALT 1, 4x - last Roger Clemens 2000 vs. SEA	1, 4x - last 2000 vs. SEA
Walk-off Losses	N/A	3x - last 10/19/09 G3 at LAA	N/A	2 - 10/17/04 G4 at BOS & 10/18/04 G5 at BOS

OTHER RECORDS - AL CHAMPIONSHIP SERIES				
Statistic	Game		Series	
	Player	Team	Player	Team
LOB Opp.	N/A	16 (13 inn) - 10/17/09 G2 vs. LAA; In 9 inn game: 13 - 10/14/99 G2 vs. BOS	N/A	53 - 2004 BOS (7G)
Largest margin (+)	N/A	11 - 10/16/04 G3 at BOS, 19-8 win	N/A	+16 in 1981 vs. OAK (3G)
Largest margin (-)	N/A	12 - 10/16/99 G3 at BOS, 13-1 loss	N/A	-19 in 2010 vs. TEX (6G)
Attendance, Current Yankee Stadium	N/A	50,173 - 10/25/09 G6 vs. LAA	N/A	N/A

Yankees All-Time Division Series Leaders

Please note that the players' totals listed below are as a Yankee only and do not include statistics accumulated while playing for other teams. KEY: MLB = All-time Major League leader with the total listed; AL = All-time American League leader with the total listed; T= Tied for lead.

BATTING

Games Played

1. DEREK JETER	MLB 61
2. Jorge Posada	51
3. Bernie Williams	48
4. MARIANO RIVERA	39
5. Tino Martinez	29

At-Bats

1. DEREK JETER	MLB 246
2. Bernie Williams	183
3. Jorge Posada	173
4. ALEX RODRIGUEZ	103
5. Paul O'Neill	101

Runs

1. DEREK JETER	MLB 43
2. Bernie Williams	36
3. Jorge Posada	25
4. Paul O'Neill	18
5. Hideki Matsui	15

Hits

1. DEREK JETER	MLB 84
2. Bernie Williams	51
3. Jorge Posada	49
4. Paul O'Neill	27
T5. R. CANO, ALEX RODRIGUEZ	25

Doubles

1. Bernie Williams	MLB 16
2. DEREK JETER	12
3. Jorge Posada	8
4. Tino Martinez	7
T5. ROBINSON CANO, Paul O'Neill	6

Triples

1. CURTIS GRANDERSON	2
T2. CANO, JETER, Justice, Posada	1

Home Runs

1. DEREK JETER	10
2. Bernie Williams	8
3. Paul O'Neill	6
4. Jorge Posada	4
T5. CANO, RODRIGUEZ, Matsui	4

RBI

1. Bernie Williams	MLB 33
2. DEREK JETER	26
3. ROBINSON CANO	19
T4. ALEX RODRIGUEZ	14
Paul O'Neill	14
Jorge Posada	14

Walks

1. Bernie Williams	AL 26
2. DEREK JETER	23
3. Jorge Posada	21
4. ALEX RODRIGUEZ	16
5. Hideki Matsui	15

Batting Average (min. 30PA)

1. DEREK JETER	.341 (84-for-246)
2. BRETT GARDNER	.333 (9-for-27)
3. C. GRANDERSON	.323 (10-for-31)
4. Jason Giambi	.311 (19-for-61)
5. Bobby Abreu	.300 (9-for-30)

Slugging Percentage (min. 30PA)

1. C. GRANDERSON	.613
2. DEREK JETER	.520
3. Paul O'Neill	.505
4. Bernie Williams	.497
5. Jason Giambi	.492

Steals

1. DEREK JETER	6
2. Alfonso Soriano	5
3. ALEX RODRIGUEZ	4
T4. GARDNER, Knoblauch, Raines, B. Williams	2

Hitting Streak

1. DEREK JETER (10/14/01-10/4/05)	MLB 15
2. Bernie Williams (10/4/02-10/7/05)	13
3. Paul O'Neill (10/5/96-10/7/99)	11
4. Hideki Matsui (10/4/03-10/7/05)	9
T5. C. GRANDERSON (10/6/10-10/6/11)	8
DEREK JETER (10/8/07-9/30/11)	8
ALEX RODRIGUEZ (10/7/07-10/9/10)	8

PITCHING

Games

1. MARIANO RIVERA	MLB 39
T2. Jeff Nelson	14
ANDY PETTITTE	14
4. Mike Stanton	12
T5. PHIL HUGHES, Clemens, Mussina	8

Games Started

1. ANDY PETTITTE	AL 14
2. Roger Clemens	8
3. Mike Mussina	7
4. David Cone	5
T5. CC SABATHIA, Wang, Wells	4

Innings Pitched

1. ANDY PETTITTE	AL 86.2
2. MARIANO RIVERA	56.0
3. Mike Mussina	45.0
4. Roger Clemens	41.1
5. David Cone	30.2

Wins

1. ANDY PETTITTE	AL 6
T2. Orlando Hernandez	3
David Wells	3
T4. HUGHES, RIVERA, SABATHIA, Clemens, Cone, Mussina, Righetti, Stanton	2

Losses

1. Mike Mussina	AL ^T 4
T2. ANDY PETTITTE	3
Roger Clemens	3
Chien-Ming Wang	3
5. Jack McDowell	2

Strikeouts

1. ANDY PETTITTE	AL 59
2. MARIANO RIVERA	44
3. Mike Mussina	34
T4. Roger Clemens	30
David Cone	30

ERA (min. 15.0IP)

1. MARIANO RIVERA	0.32
2. PHIL HUGHES	1.59
3. Orlando Hernandez	1.98
4. David Wells	3.07
5. ANDY PETTITTE	3.63

Saves (official stat since 1969)

1. MARIANO RIVERA	MLB 18
2. Goose Gossage	3
3. John Wetteland	2

Shutouts

Yankees pitchers have never thrown a shutout in the ALDS.

Complete Games

1. David Wells	1
----------------	---

Yankees All-Time Division Series Highs & Lows

BATTING RECORDS - DIVISION SERIES				
Statistic	Game		Series	
	Player	Team	Player	Team
Batting Average, high / Most AB with H	<small>MLB</small> 1,000 (5-for-5) - Derek Jeter 10/3/06 G1 vs. DET (min: 4AB, also Marquis Grissom 5-for-5 10/7/95 G4 ATL vs. COL)	.394 (13-for-33) - 10/11/81 G5 vs. MIL	.556 (5-for-9) - Oscar Gamble 1981 vs. MIL (min: 10PA)	.314 (33-for-105) - 2010 vs. MIN (3G)
Batting Average, low (Team) / Most AB without H (Player)	0-for-5, 18x - last Derek Jeter 10/2/11 G2 vs. DET	.069 (2-for-29) - 10/13/01 G3 at OAK	0-for-11 - Bernie Williams 1998 vs. TEX	.225 (23-for-102) - 2009 vs. MIN (3G)
At-Bats	<small>ALT</small> 7 - Ruben Sierra 10/4/95 G2 vs. SEA	51 - 10/04/95 G2 vs. SEA (15 inn)	<small>MLB/ALT</small> 24, 2x - Jeter 2011 vs. DET; and Mattingly 1995 vs. SEA (tied with four other MLBers)	193 - 1995 vs. SEA (5G)
Runs	3, 6x - (Jeter-4x, Matsui, Williams) last Jeter 9/30/11 G1 vs. DET	10 - 10/4/11 G4 at DET	8 - Bernie Williams 1995 vs. SEA	33 - 1995 vs. SEA (5G)
Most Hits	<small>MLB/ALT</small> 5 - Derek Jeter 10/3/06 G1 vs. DET (also Marquis Grissom & Mike Stanley)	14, 3x - 10/3/06 G1 vs. DET; 10/8/04 G3 at MIN; and 10/7/95 G4 at SEA	10 - Don Mattingly 1995 vs. SEA	50 - 1995 vs. SEA (5G)
Fewest Hits	N/A	<small>ALT</small> 2 - 10/13/01 G3 at OAK (tied w/ 4 others)	N/A	23, 3x - 2009 vs. MIN (3G), 1999 vs. TEX (3G) and 1998 vs. TEX (3G)
Singles	3, 6x - last Hideki Matsui 10/5/06 G2 vs. DET (also Jeter, J. Rivera, Sheffield, Soriano, Watson)	11 - 10/4/11 G4 at DET	7, 2x - Derek Jeter 2001 vs. OAK and Bob Watson 1981 vs. MIL	32 - 1981 vs. MIL (5G)
Doubles	<small>ALT</small> 2, 10x - last Robinson Cano 9/30/11 G1 vs. DET (also Cerone, T. Fernandez, Giambi, Jeter, T. Martinez-2x, Mattingly, A. Rodriguez, B. Williams)	5 - 10/5/03 G4 at MIN	<small>MLB/ALT</small> 4, 2x - Jeter 2006 vs. DET; and Mattingly 1995 vs. SEA (tied with many other MLBers)	12, 2x - 2000 vs. OAK (5G) and 1995 vs. SEA (5G)
Triples	<small>MLB/ALT</small> 1, 6x - (Cano, Granderson-2, Jeter, Justice, Posada) last Curtis Granderson 10/3/11 G3 at DET	1, 6x - last 10/3/11 G3 at DET (Granderson)	1, 6x - (Cano, Granderson-2, Jeter, Justice, Posada) last Curtis Granderson 2011 vs. DET	2, 2x - 2011 vs. DET (5G) and 2010 vs. MIN (3G)
Home Runs	2, 2x - both Bernie Williams 10/5/96 G4 at TEX and 10/6/95 G3 at SEA	4, 3x - 10/1/02 G1 vs. ANA; 9/30/97 G1 vs. CLE; and 10/4/95 G2 vs. SEA	3, 2x - B. Williams 1996 vs. TEX and P. O'Neill 1995 vs. SEA	<small>MLB/ALT</small> 11 - 1995 vs. SEA-5G (tied with 2004 HOU vs. ATL-5G & 1995 SEA vs. NYY-5G)
Grand Slams	<small>MLB/ALT</small> 1, 2x - Robinson Cano 9/30/11 G1 vs. DET Paul O'Neill 10/4/97 G3 at CLE (tied with many MLers)	1, 2x - 9/30/11 G1 vs. DET (Cano) & 10/4/97 G3 at CLE (O'Neill)	1, 2x - Robinson Cano 2011 vs. DET and Paul O'Neill 1997 vs. CLE	1, 2x - 9/30/11 G1 vs. DET (Cano) & 10/4/97 G3 at CLE (O'Neill)
RBI	6, 2x - Robinson Cano 9/30/11 G1 vs. DET and B. Williams 10/5/99 G1 vs. TEX	9, 2x - 9/30/11 G1 vs. DET and 10/3/95 G1 vs. SEA	9 - Robinson Cano 2011 vs. DET	32 - 1995 vs. SEA (5G)
Extra-base Hits	<small>MLB/ALT</small> 3, 2x - Robinson Cano 9/30/11 G1 vs. DET and Derek Jeter 10/3/06 G1 vs. DET	6, 3x - 10/6/04 G2 vs. MIN; 10/5/03 G4 at MIN; & 10/4/95 G2 vs. SEA	<small>ALT</small> 5, 2x - Jeter 2006 vs. DET; and Mattingly 1995 vs. SEA (tied with many other ALers)	23 - 1995 vs. SEA (5G)
Walks	<small>MLB/ALT</small> 4 - Bernie Williams 10/8/95 G5 at SEA	<small>ALT</small> 10 (11 inn) - 10/8/95 G5 at SEA (tied with 10/1/03 G1 OAK vs. BOS); In 9 inn Game: 8, 2x 10/9/05 G4 vs. LAA and 10/7/95 G4 at SEA	<small>ALT</small> 7 - Bernie Williams 1995 vs. SEA (tied w/ Giambi 2000 OAK vs. NYY and Offerman 1999 BOS vs. CLE)	<small>MLB</small> 32 - 1995 vs. SEA (5G)
Total Bases	10 - Derek Jeter 10/3/06 G1 vs. DET	25 (15 inn) - 10/4/95 G2 vs. SEA; In 9 inn Game: 24, 2x - 9/30/97 G1 vs. CLE & 10/11/81 G5 vs. MIL	17, 2x - Don Mattingly 1995 vs. SEA and B. Williams 1995 vs. Seattle	95 - 1995 vs. SEA (5G)
Strikeouts	<small>ALT</small> 4, 2x - Johnny Damon 10/11/09 G3 at MIN and Derek Jeter 10/9/04 G4 at MIN	16 - 10/9/04 G4 at MIN (11 inn); In 9 inn game: 13 - 10/11/09 G3 at MIN	8 - Derek Jeter 2011 vs. DET	50 - 2011 vs. DET (5G)
Hitting Streak	<small>MLB</small> 15 Derek Jeter 10/14/01-10/04/05	N/A	N/A	N/A
Stolen Bases	2, 2x - Alex Rodriguez 10/9/04 G4 at MIN & Tim Lincecum 10/6/97 G5 at CLE	2, 5x - last 10/9/10 G3 vs. MIN	2, 4x - A. Rodriguez 2004 vs. MIN; A. Soriano-2x, 2003 vs. MIN and 2001 vs. OAK; & Tim Lincecum 1997 vs. CLE	4, 4x - last 2010 vs. MIN (3G)
LOB	N/A	12 - 10/7/95 G4 at SEA (9 inn)	N/A	45 - 1995 vs. SEA (5G)
Shutout (Game) / Fewest Total Runs (Series & Postseason)	N/A	3x - 6-0 loss 10/6/06 G3 at DET; 2-0 loss 10/5/04 G1 vs. MIN; and 2-0 loss 10/11/01 G2 vs. OAK	N/A	9 - 1998 vs. TEX (3G)
Worst Shutout Loss	N/A	6-0 on 10/6/06 G3 at DET	N/A	N/A
Walk-off Wins	N/A	4x, last 10/9/09 G2 vs. MIN	N/A	1, 4x - last in 2009 vs. MIN
Walk-off HRs	1, 2x - Mark Teixeira 10/9/09 G2 vs. MIN & Jim Leyritz 10/4/95 G2 vs. SEA	2x, last 10/4/07 G1 (Damon)	N/A	1, 2x - 2009 G2 vs. MIN and 1995 G2 vs. SEA

FIELDING RECORDS - DIVISION SERIES				
Statistic	Game		Series	
	Player	Team	Player	Team
DPs turned, Yankees	N/A	3 - 10/3/11 G3 at DET	N/A	7 - 2000 vs. OAK (5G)
DPs turned, Opponent	N/A	^{MLB} 5 - 10/5/04 G1 vs. MIN	N/A	^{MLB} 9 - 2004 by MIN (4G)
Errors, Yankees	1 - many	^{AL} 3 - 10/5/05 G2 at LAA (tied with many for 9 inn ALDS record)	^{AL} 3, 2x - Scott Brosius 2001 vs. OAK and Charlie Hayes 1997 vs. CLE	6 - 2005 vs. LAA (5G)
Errors, Opp.	1 - many	^{AL} 3 - 10/15/01 G5 vs. OAK (tied with many for 9 inn ALDS record)	2, 4x - last LaTroy Hawkins 2003 with MIN	6 - 2001 by OAK (5G)
PITCHING RECORDS - DIVISION SERIES				
Statistic	Game		Series	
	Player	Team	Player	Team
Runs	^{MLB/ALT} 8, 2x - Chien-Ming Wang 10/4/07 G1 at CLE and David Wells 10/5/02 G4 at ANA	12 - 10/4/07 G1 at CLE	^{AL} 12 - Chien-Ming Wang 2007 vs. CLE	35 - 1995 vs. SEA (5G)
Innings	9.0 - David Wells 10/4/97 G3 at CLE	^{AL} 15 inn - 10/4/95 G2 vs. SEA, 7-5 win	15.2 - David Cone 1995 vs. SEA	50.0 - 1995 vs. SEA (5G)
ER	^{MLB/ALT} 8, 2x - Chien-Ming Wang 10/4/07 G1 at CLE and David Wells 10/5/02 G4 at ANA	12 - 10/4/07 G1 at CLE	^{AL} 12 - Chien-Ming Wang 2007 vs. CLE	33 - 1995 vs. SEA (5G)
Hits, most	10, 2x - Andy Pettitte 10/8/00 G5 at OAK and David Wells 10/5/02 G4 at ANA	19 - 10/7/05 G3 vs. LAA	15, 3x - Andy Pettitte 2000 vs. OAK and 1997 CLE; and David Cone 1995 vs. SEA	^{MLB} 63 - 1995 vs. SEA (5G)
Hits, fewest allowed in CG	Fewest in CG: 5 - David Wells 10/4/97 G3 at CLE	2 - 10/5/99 G1 vs. TEX	N/A	^{AL} 13 - 1998 vs. TEX (3G)
HR	2, 12x - last Ivan Nova 10/6/11 G5 vs. DET	4, 3x - 10/4/07 G1 at CLE; 10/2/02 G2 vs. ANA; and 10/7/95 G4 at SEA	4 - David Cone 1995 vs. SEA	^{MLB/ALT} 11 - 1995 vs. SEA-5G (also 2004 ATL vs. HOU-5G and 1995 SEA vs. NYY-5G)
Extra-base Hits	^{MLB/ALT} 6 - Chien-Ming Wang 10/3/06 G1 vs. DET (tied with Jorge Sosa 10/8/05 G3 ATL at HOU)	8 - 10/4/07 G1 at CLE	6, 3x - Chien-Ming Wang 2006 vs. DET; R. Johnson 2005 vs. LAA; and David Cone 1995 vs. SEA	19, 2x - 2006 vs. DET (4G) and 2002 vs. ANA (4G)
Strikeouts	10, 2x - Pettitte 10/2/03 G2 vs. MIN and Righetti 10/8/81 G2 at MIL	^{AL} 14 - 10/8/81 G2 at MIL (AL record for 9 inn ALDS game)	14 - David Cone 1995 vs. SEA	47 - 2011 vs. DET (5G)
BB	^{ALT} 6, 4x - last CC Sabathia 10/3/11 G3 at DET (also Cone, Pettitte and O. Hernandez). Tied with many	8 - 10/2/96 G2 vs. TEX	^{MLB/ALT} 9 - David Cone 1995 vs. SEA (tied with Benes 1995 SEA vs. NYY and Lackey 2005 LAA vs. NYY)	25 - 1995 vs. SEA (5G)
Lowest Opp. BA	.083 (2-for-24) - O. Hernandez 10/5/99 G1 vs. TEX (min: 5.0IP)	.074 (2-for-27) - 10/5/99 G1 vs. TEX	^{ALT} .053 (1-for-19) - Ron Davis 1981 vs. MIL (min: 5.0IP)	^{AL} .141 (13-for-92) - 1998 vs. TEX (3G)
SB allowed	2, 5x - Roger Clemens 10/1/02 G1 vs. ANA	3 - 10/6/95 G3 at SEA	3 - Roger Clemens 2001 vs. OAK	6 - 1997 vs. CLE (5G)
Shutouts (for Game)/ Fewest Runs (for Series)	None	7x - last 10/13/01 G3 at OAK	None	^{MLB} 1, 2x - 1999 vs. TEX-3G & 1998 vs. TEX-3G (Note: This is the MLB record for any postseason series in any round)
Largest SHO win	None	8-0 on 10/5/99 G1 vs. TEX	None	N/A
CG	1x - David Wells 10/4/97 G3 at CLE	1x - 10/4/97 G3 at CLE (Wells)	1 - David Wells 1997 vs. CLE	1x - 10/4/97 G3 at CLE (Wells)
Walk-off Losses	N/A	3x - last 10/5/07 G2 at CLE	N/A	1, 3x - last 10/5/07 G2 at CLE
OTHER RECORDS - DIVISION SERIES				
Statistic	Game		Series	
	Player	Team	Player	Team
LOB Opp.	N/A	17 (11 inn) - 10/9/09 G2 vs. MIN; In 9 inn game: 11, 4x - last on 10/8/07 G4 vs. CLE	N/A	49 - SEA 1995 (5G)
Largest margin (+)	N/A	9 - 10/4/11 G4 at DET, 10-1 win	N/A	+16 in 1981 vs. MIL (3G)
Largest margin (-)	N/A	10 - 10/7/00 G4 vs. OAK, 11-1 loss	N/A	-8, 2x - 2007 vs. CLE(4G) and 2006 vs. DET (4G)
Attendance, Current Yankee Stadium	N/A	50,960 - 10/6/11 G5 vs. DET	N/A	N/A

Yankees Postseason Results

1921 WORLD SERIES

Marked the Yankees' first ever World Series appearance in Baseball's last nine-game Fall Classic...Waite Hoyt went 2-1 despite not allowing an earned run in 27.0IP (18H, 11BB) over three starts...is tied with Christy Mathewson (1905) for the most IP without allowing an ER in a single World Series...lost, 1-0, in the Game 8 clincher, tossing a complete game and allowing an unearned run in the first inning...Carl Mays went 1-2 with a 1.73 ERA (26.0IP, 5ER) in his three starts, setting a still-standing record for most innings pitched in a single postseason without allowing a walk...Babe Ruth hit the first of his 15 career World Series home runs in a losing effort in Game 4.

New York Yankees (AL) 3
New York Giants (NL) 5

GAME 1 at Polo Grounds, Manhattan, N.Y., Oct. 5

NYY	1 0 0	0 1 1	0 0 0	-	3	7	0
NYG	0 0 0	0 0 0	0 0 0	-	0	5	0
W - Mays	L - Douglas	A - 30,202					

GAME 2 at Polo Grounds, Manhattan, N.Y., Oct. 6

NYG	0 0 0	0 0 0	0 0 0	-	0	2	3
NYY	0 0 0	1 0 0	0 2 X	-	3	3	0
W - Hoyt	L - Nehf	A - 34,939					

GAME 3 at Polo Grounds, Manhattan, N.Y., Oct. 7

NYY	0 0 4	0 0 0	0 1 0	-	5	8	0
NYG	0 0 4	0 0 0	8 1 X	-	13	20	0
W - Barnes	L - Quinn	A - 36,509					

GAME 4 at Polo Grounds, Manhattan, N.Y., Oct. 9

NYG	0 0 0	0 0 0	0 3 1	-	4	9	1
NYY	0 0 0	0 1 0	0 0 1	-	2	7	1
W - Douglas	L - Mays	A - 36,372					

GAME 5 at Polo Grounds, Manhattan, N.Y., Oct. 10

NYY	0 0 1	2 0 0	0 0 0	-	3	6	1
NYG	1 0 0	0 0 0	0 0 0	-	1	10	1
W - Hoyt	L - Nehf	A - 35,758					

GAME 6 at Polo Grounds, Manhattan, N.Y., Oct. 11

NYG	0 3 0	4 0 1	0 0 0	-	8	13	0
NYY	3 2 0	0 0 0	0 0 0	-	5	7	2
W - Barnes	L - Shawkey	A - 34,283					

GAME 7 at Polo Grounds, Manhattan, N.Y., Oct. 12

NYG	0 1 0	0 0 0	0 0 0	-	1	8	1
NYG	0 0 0	1 0 0	1 0 X	-	2	6	0
W - Douglas	L - Mays	A - 36,503					

GAME 8 at Polo Grounds, Manhattan, N.Y., Oct. 13

NYG	1 0 0	0 0 0	0 0 0	-	1	6	0
NYY	0 0 0	0 0 0	0 0 0	-	0	4	1
W - Nehf	L - Hoyt	A - 25,410					



Babe Ruth hit the first of his 15 career World Series home runs in Game 4 of the 1921 World Series.

1922 WORLD SERIES

The Yankees went 0-4-1 against the Giants, marking just one of three times in 40 World Series appearances that the Yankees have been held without a win (were swept in 1963 vs. Los Angeles and 1976 vs. Cincinnati)...hit just .203 as a team...Game 2 marked the Yankees' only tie in 225 overall World Series games (134-90-1).

New York Yankees (AL) 0
New York Giants (NL) 4

GAME 1 at Polo Grounds, Manhattan, N.Y., Oct. 4

NYG	0 0 0	0 0 1	1 0 0	-	2	7	0
NYG	0 0 0	0 0 0	0 3 X	-	3	11	3
W - Ryan	L - Bush	A - 36,514					

GAME 2 at Polo Grounds, Manhattan, N.Y., Oct. 5

NYG	3 0 0	0 0 0	0 0 0	-	3	8	1	
NYY	1 0 0	1 0 0	0 1 0	0	-	3	8	0
(Called after 10 innings because of darkness) A - 37,020								

GAME 3 at Polo Grounds, Manhattan, N.Y., Oct. 6

NYG	0 0 0	0 0 0	0 0 0	-	0	4	1
NYG	0 0 2	0 0 0	1 0 X	-	3	12	1
W - Scott	L - Hoyt	A - 37,620					

GAME 4 at Polo Grounds, Manhattan, N.Y., Oct. 7

NYG	0 0 0	0 4 0	0 0 0	-	4	9	1
NYY	2 0 0	0 0 0	1 0 0	-	3	8	0
W - McQuillan	L - Mays	A - 36,242					

GAME 5 at Polo Grounds, Manhattan, N.Y., Oct. 8

NYG	1 0 0	0 1 0	1 0 0	-	3	5	0
NYG	0 2 0	0 0 0	0 3 X	-	5	10	0
W - Nehf	L - Bush	A - 38,551					

1923 WORLD SERIES

Won the first World Series in franchise history in the inaugural season of the original Yankee Stadium...their Game 2 win snapped a nine-game World Series winless streak dating to 1921 (0-8-1)...scored five runs in the eighth inning of the Game 5 clincher to win, 6-4...Babe Ruth and Bob Meusel led the Yankees in HR (3) and RBI (8), respectively.

New York Giants (NL) 2
New York Yankees (AL) 4

GAME 1 at Yankee Stadium, Bronx, N.Y., Oct. 10

NYG	0 0 4	0 0 0	0 0 1	-	5	8	0
NYY	1 2 0	0 0 0	1 0 0	-	4	12	1
W - Ryan	L - Bush	A - 55,307					

GAME 2 at Polo Grounds, Manhattan, N.Y., Oct. 11

NYG	0 1 0	2 1 0	0 0 0	-	4	10	0
NYG	0 1 0	0 0 1	0 0 0	-	2	9	2
W - Pennock	L - McQuillan	A - 40,402					

GAME 3 at Yankee Stadium, Bronx, N.Y., Oct. 12

NYG	0 0 0	0 0 0	1 0 0	-	1	4	0
NYG	0 0 0	0 0 0	0 0 0	-	0	6	1
W - Nehf	L - Jones	A - 62,430					

GAME 4 at Polo Grounds, Manhattan, N.Y., Oct. 13

NYG	0 6 1	1 0 0	0 0 0	-	8	13	1
NYG	0 0 0	0 0 0	0 3 1	-	4	13	1
W - Shawkey	L - Scott	A - 46,302					

GAME 5 at Yankee Stadium, Bronx, N.Y., Oct. 14

NYG	0 1 0	0 0 0	0 0 0	-	1	3	2
NYY	3 4 0	1 0 0	0 0 X	-	8	14	0
W - Bush	L - Bentley	A - 62,817					

GAME 6 at Polo Grounds, Manhattan, N.Y., Oct. 15

NYG	1 0 0	0 0 0	0 5 0	-	6	5	0
NYG	1 0 0	1 1 1	0 0 0	-	4	10	1
W - Pennock	L - Nehf	A - 34,172					

1926 WORLD SERIES

The Series is most remembered for Game 7, which featured Pete Alexander's bases-loaded, seventh-inning strikeout of Tony Lazzeri, and Babe Ruth making the final out of the series attempting to steal second base with the Yankees down, 3-2, in the ninth...Ruth became the first player to hit 3HR in a single World Series game (Game 4 at St. Louis) and the first to hit 4HR over an entire World Series.

St. Louis Cardinals (NL) 4
New York Yankees (AL) 3

GAME 1 at Yankee Stadium, Bronx, N.Y., Oct. 2

STL	1 0 0	0 0 0	0 0 0	-	1	3	1
NY	1 0 0	0 0 1	0 0 X	-	2	6	0
W - Pennock	L - Sherdel	A - 61,658					

GAME 2 at Yankee Stadium, Bronx, N.Y., Oct. 3

STL	0 0 2	0 0 0	3 0 1	-	6	12	1
NY	0 2 0	0 0 0	0 0 0	-	2	4	0
W - Alexander	L - Shocker	A - 63,600					

GAME 3 at Sportsman's Park, St. Louis, Oct. 5

NY	0 0 0	0 0 0	0 0 0	-	0	5	1
STL	0 0 0	3 1 0	0 0 X	-	4	8	0
W - Haines	L - Ruether	A - 37,708					

GAME 4 at Sportsman's Park, St. Louis, Oct. 6

NY	1 0 1	1 4 2	1 0 0	-	10	14	1
STL	1 0 0	3 0 0	0 0 1	-	5	14	0
W - Hoyt	L - Reinhart	A - 38,825					

GAME 5 at Sportsman's Park, St. Louis, Oct. 7

NY	0 0 0	0 0 1	0 0 1 1	-	3	9	1
STL	0 0 0	1 0 0	1 0 0 0	-	2	7	1
W - Pennock	L - Sherdel	A - 39,552					

GAME 6 at Yankee Stadium, St. Louis, Oct. 9

STL	3 0 0	0 1 0	5 0 1	-	10	13	2
NY	0 0 0	1 0 0	1 0 0	-	2	8	1
W - Alexander	L - Shawkey	A - 48,615					

GAME 7 at Yankee Stadium, St. Louis, Oct. 10

STL	0 0 0	3 0 0	0 0 0	-	3	8	0
NY	0 0 1	0 0 1	0 0 0	-	2	8	3
W - Haines	L - Hoyt	A - 38,093					

1927 WORLD SERIES

The Murderers' Row Yankees became the first AL team to sweep a World Series...Babe Ruth had a Series-high 7RBI and his 2HR were the only homers of the Series...Herb Pennock was perfect through his first 22 batters of Game 3 before a Pie Traynor single...the Yankees completed the sweep on a ninth-inning wild pitch from Pirates pitcher Johnny Miljus in Game 4...marked the first of eight consecutive winning World Series appearances for the franchise (1927-28, 32, '36-39, '41).

New York Yankees (AL) 4
Pittsburgh Pirates (NL) 0

GAME 1 at Forbes Field, Pittsburgh, Oct. 5

NY	1 0 3	0 1 0	0 0 0	-	5	6	1
PIT	1 0 1	0 1 0	0 1 0	-	4	9	2
W - Hoyt	L - Kremer	A - 41,467					

GAME 2 at Forbes Field, Pittsburgh, Oct. 6

NY	0 0 3	0 0 0	0 3 0	-	6	11	0
PIT	1 0 0	0 0 0	0 1 0	-	2	7	2
W - Pipgras	L - Aldridge	A - 41,634					

GAME 3 at Yankee Stadium, Bronx, N.Y., Oct. 7

PIT	0 0 0	0 0 0	0 1 0	-	1	3	1
NY	2 0 0	0 0 0	6 0 X	-	8	9	0
W - Pennock	L - Meadows	A - 60,695					

GAME 4 at Yankee Stadium, Bronx, N.Y., Oct. 8

PIT	1 0 0	0 0 0	2 0 0	-	3	10	1
NY	1 0 0	0 2 0	0 0 1	-	4	12	2
W - Moore	L - Miljus	A - 57,909					

1928 WORLD SERIES

The Yankees' win marked their first back-to-back titles...was the sixth and last Series for manager Miller Huggins, who died during the 1929 season...used only three pitchers in the entire Series as each earned complete-game wins (Waite Hoyt in Games 1 and 4; George Pipgras in Game 2 and Tom Zachary in Game 3)...Lou Gehrig led the Yankees with 4HR and 9RBI...Babe Ruth tied his own record with 3HR in Game 4 at St. Louis.

St. Louis Cardinals (NL) 0
New York Yankees (AL) 4

GAME 1 at Yankee Stadium, Bronx, N.Y., Oct. 4

STL	0 0 0	0 0 0	1 0 0	-	1	3	1
NY	1 0 0	2 0 0	0 1 X	-	4	7	0
W - Hoyt	L - Sherdel	A - 61,425					

GAME 2 at Yankee Stadium, Bronx, N.Y., Oct. 5

STL	0 3 0	0 0 0	0 0 0	-	3	4	1
NY	3 1 4	0 0 0	1 0 X	-	9	8	2
W - Pipgras	L - Alexander	A - 60,714					

GAME 3 at Sportsman's Park, St. Louis, Oct. 7

NY	0 1 0	2 0 3	1 0 0	-	7	7	2
STL	2 0 0	0 1 0	0 0 0	-	3	9	3
W - Zachary	L - Haines	A - 39,602					

GAME 4 at Sportsman's Park, St. Louis, Oct. 9

NY	0 0 0	1 0 0	4 2 0	-	7	15	2
STL	0 0 1	1 0 0	0 0 1	-	3	11	0
W - Hoyt	L - Sherdel	A - 37,331					

1932 WORLD SERIES

The Yankees swept the Cubs to run their World Series winning streak to 12 games...was the first of Manager Joe McCarthy's eight Series appearances and seven titles with the club...Babe Ruth hit his "called shot" off Cubs pitcher Charlie Root in the fifth inning of Game 3...he and Gehrig each hit 2HR in the game...the Yankees outscored the Cubs, 37-19, in the Series...Gehrig batted .529 (9-for-17) with 9R, 3HR and 8RBI...was Ruth's last World Series with the Yankees.

Chicago Cubs (NL) 0
New York Yankees (AL) 4

GAME 1 at Yankee Stadium, Bronx, N.Y., Sept. 28

CHC	2 0 0	0 0 0	2 2 0	-	6	10	1
NY	0 0 0	3 0 5	3 1 X	-	12	8	2
W - Ruffing	L - Bush	A - 41,459					

GAME 2 at Yankee Stadium, Bronx, N.Y., Sept. 29

CHC	1 0 1	0 0 0	0 0 0	-	2	9	0
NY	2 0 2	0 1 0	0 0 X	-	5	10	1
W - Gomez	L - Warneke	A - 50,709					

GAME 3 at Wrigley Field, Chicago, Oct. 1

NY	3 0 1	0 2 0	0 0 1	-	7	8	1
CHC	1 0 2	1 0 0	0 0 1	-	5	9	4
W - Pipgras	L - Root	A - 49,986					

GAME 4 at Wrigley Field, Chicago, Oct. 2

NY	1 0 2	0 0 2	4 0 4	-	13	19	4
CHC	4 0 0	0 0 1	0 0 1	-	6	9	1
W - Moore	L - May	A - 49,844					

1936 WORLD SERIES

The Yankees' victory was the first of four consecutive titles...had their 12-game World Series winning streak snapped with a Game 1 loss...the Yankees' 18-4 Game 2 win still marks the most runs scored by one team in a World Series game...Bill Dickey and Tony Lazzeri (grand slam) each had 5RBI in the game...rookie Joe DiMaggio batted .346 (9-for-26) with 3RBI in the Series.

New York Yankees (AL) 4
New York Giants (NL) 2

GAME 1 at Polo Grounds, Manhattan, N.Y., Sept. 30

NYG 0 0 1 0 0 0 0 0 - 1 7 2
 NYY 0 0 0 0 1 1 0 4 X - 6 9 1
 W-Hubbell L-Ruffing A-39,419

GAME 2 at Polo Grounds, Manhattan, N.Y., Oct. 2

NYG 2 0 7 0 0 1 2 0 6 - 18 17 0
 NYY 0 1 0 3 0 0 0 0 - 4 6 1
 W-Gomez L-Schumacher A-43,543

GAME 3 at Yankee Stadium, Bronx, N.Y., Oct. 3

NYG 0 0 0 0 1 0 0 0 0 - 1 11 0
 NYY 0 1 0 0 0 0 0 1 X - 2 4 0
 W-Hadley L-Fitzsimmons A-64,842

GAME 4 at Yankee Stadium, Bronx, N.Y., Oct. 4

NYG 0 0 0 1 0 0 0 1 0 - 2 7 1
 NYY 0 1 3 0 0 0 0 1 X - 5 10 1
 W-Pearson L-Hubbell A-66,669

GAME 5 at Yankee Stadium, Bronx, N.Y., Oct. 5

NYG 3 0 0 0 0 1 0 0 0 1 - 5 8 3
 NYY 0 1 1 0 0 2 0 0 0 0 - 4 10 1
 W-Schumacher L-Malone A-50,024

GAME 6 at Polo Grounds, Manhattan, N.Y., Oct. 6

NYG 0 2 1 2 0 0 0 1 7 - 13 17 2
 NYY 2 0 0 0 1 0 1 1 0 - 5 9 1
 W-Gomez L-Fitzsimmons A-38,427

1937 WORLD SERIES

The Yankees defeated the Giants for the second year in a row...Yankees pitchers posted a 2.45 ERA (44.0, 12ER) in the Series...Lefty Gomez recorded complete-game wins in Game 1 and in the Game 5 clincher...George Selkirk led the Yankees with 5R and 6RBI.

New York Giants (NL) 1
New York Yankees (AL) 4

GAME 1 at Yankee Stadium, Bronx, N.Y., Oct. 6

NYG 0 0 0 0 1 0 0 0 0 - 1 6 2
 NYY 0 0 0 0 0 7 0 1 X - 8 7 0
 W-Gomez L-Hubbell A-60,573

GAME 2 at Yankee Stadium, Bronx, N.Y., Oct. 7

NYG 1 0 0 0 0 0 0 0 0 - 1 7 0
 NYY 0 0 0 0 2 4 2 0 X - 8 12 0
 W-Ruffing L-Melton A-57,675

GAME 3 at Polo Grounds, Manhattan, N.Y., Oct. 8

NYG 0 1 2 1 1 0 0 0 0 - 5 9 0
 NYY 0 0 0 0 0 0 1 0 0 - 1 5 4
 W-Pearson L-Schumacher A-37,385

GAME 4 at Polo Grounds, Manhattan, N.Y., Oct. 9

NYG 1 0 1 0 0 0 0 0 1 - 3 6 0
 NYY 0 6 0 0 0 0 1 0 X - 7 12 3
 W-Hubbell L-Hadley A-44,293

GAME 5 at Polo Grounds, Manhattan, N.Y., Oct. 10

NYG 0 1 1 0 2 0 0 0 0 - 4 8 0
 NYY 0 0 2 0 0 0 0 0 0 - 2 10 0
 W-Gomez L-Melton A-38,216

1938 WORLD SERIES

The Yankees ran their all-time World Series mark vs. the Cubs to 8-0...became the first team to win three consecutive Series...middle infielders Joe Gordon and Frank Crosetti each drove in a team-high 6R in the series...used just four pitchers, who sported a 1.75 combined ERA (36.0IP, 7ER)...Red Ruffing recorded complete-game wins in Game 1 and 4, compiling a 1.50 ERA in the Series (18.0IP, 3ER).

New York Yankees (AL) 4
Chicago Cubs (NL) 0

GAME 1 at Wrigley Field, Chicago, Oct. 5

NYG 0 2 0 0 0 0 1 0 0 - 3 12 1
 CHC 0 0 1 0 0 0 0 0 0 - 1 9 1
 W-Ruffing L-Lee A-43,642

GAME 2 at Wrigley Field, Chicago, Oct. 6

NYG 0 2 0 0 0 0 0 2 2 - 6 7 2
 CHC 1 0 2 0 0 0 0 0 0 - 3 11 0
 W-Gomez L-Dean A-42,108

GAME 3 at Yankee Stadium, Bronx, N.Y., Oct. 8

CHC 0 0 0 0 1 0 0 1 0 - 2 5 1
 NYY 0 0 0 0 2 2 0 1 X - 5 7 2
 W-Pearson L-Bryant A-55,236

GAME 4 at Yankee Stadium, Bronx, N.Y., Oct. 9

CHC 0 0 0 1 0 0 0 2 0 - 3 8 1
 NYY 0 3 0 0 0 1 0 4 X - 8 11 1
 W-Ruffing L-Lee A-59,847

1939 WORLD SERIES

The Yankees won the last of four consecutive World Series with their second straight sweep...were led by Charlie Keller, who batted .438 (7-for-16) with 8R, 3HR and 6RBI...the Yankees hit just .206 (27-for-131) as a team...Yankees pitching compiled a 1.22 ERA, holding the Reds to just four extra-base hits (OHR) in the Series...Game 4 was won in the 10th inning on Joe DiMaggio's single with Charlie Keller on first and Frank Crosetti on third...after the Cincinnati RF misplayed the ball, Keller successfully scored from first, crashing into Reds catcher Ernie Lombardi and dazing him long enough for DiMaggio to score in a play since known as "Lombardi's Snooze."

Cincinnati Reds (NL) 0
New York Yankees (AL) 4

GAME 1 at Yankee Stadium, Bronx, N.Y., Oct. 4

CIN 0 0 0 1 0 0 0 0 0 - 1 4 0
 NYY 0 0 0 0 1 0 0 0 1 - 2 6 0
 W-Ruffing L-Derringer A-58,541

GAME 2 at Yankee Stadium, Bronx, N.Y., Oct. 5

CIN 0 0 0 0 0 0 0 0 0 - 0 2 0
 NYY 0 0 3 1 0 0 0 0 X - 4 9 0
 W-Pearson L-Walters A-59,791

GAME 3 at Crosley Field, Cincinnati, Oct. 7

NYG 2 0 2 0 3 0 0 0 0 - 7 5 1
 CIN 1 2 0 0 0 0 0 0 0 - 3 10 0
 W-Hadley L-Thompson A-32,723

GAME 4 at Crosley Field, Cincinnati, Oct. 8

NYG 0 0 0 0 0 0 2 0 2 3 - 7 7 1
 CIN 0 0 0 0 0 0 3 1 0 0 0 - 4 11 4
 W-Murphy L-Walters A-32,794

1941 WORLD SERIES

Marked the first World Series meeting between the Yankees and Dodgers...Game 4 featured the famous passed ball by Dodgers catcher Mickey Owen, which would have been the final out of the game and evened the Series at 2-2...the Yankees went on to score 4R with two out in the ninth to win, 7-4, at Ebbets Field...in the Game 5 clincher, Tiny Bonham tossed a complete game (1ER, 5H) and Tommy Henrich hit a solo homer...Joe Gordon (.500, 1HR, 5RBI) and Charlie Keller (.389, 5RBI) paced Yankees hitters...capped a run of 32 wins in 36 World Series games dating to 1927.

Brooklyn Dodgers (NL) 1
New York Yankees (AL) 4

GAME 1 at Yankee Stadium, Bronx, N.Y., Oct. 1
BRO 0 0 0 0 1 0 1 0 0 - 2 6 0
NYY 0 1 0 1 0 1 0 0 0 X - 3 6 1
W - Ruffing L - Davis A - 68,540

GAME 2 at Yankee Stadium, Bronx, N.Y., Oct. 2
BRO 0 0 0 0 2 1 0 0 0 - 3 6 2
NYY 0 1 1 0 0 0 0 0 0 - 2 9 1
W - Wyatt L - Chandler A - 66,248

GAME 3 at Ebbets Field, Brooklyn, N.Y., Oct. 4
NYY 0 0 0 0 0 0 2 0 - 2 8 0
BRO 0 0 0 0 0 0 1 0 - 1 4 0
W - Russo L - Casey A - 33,100

GAME 4 at Ebbets Field, Brooklyn, N.Y., Oct. 5
NYY 1 0 0 2 0 0 0 4 - 7 12 0
BRO 0 0 0 2 2 0 0 0 - 4 9 1
W - Murphy L - Casey A - 33,813

GAME 5 at Ebbets Field, Brooklyn, N.Y., Oct. 6
NYY 0 2 0 0 1 0 0 0 0 - 3 6 0
BRO 0 0 1 0 0 0 0 0 0 - 1 4 1
W - Bonham L - Wyatt A - 34,072

1942 WORLD SERIES

The Yankees won Game 1 behind Red Ruffing but lost the next four games...marked the Yankees' first losing World Series since falling in seven games to the Cardinals in 1926...Joe DiMaggio went 7-for-21 (.333) and Phil Rizzuto went 8-for-21 (.381), while Charlie Keller led the Yankees with 2HR and 5RBI.

New York Yankees (AL) 1
St. Louis Cardinals (NL) 4

GAME 1 at Sportsman's Park, St. Louis, Sept. 30
NYY 0 0 0 1 1 0 0 3 2 - 7 11 0
STL 0 0 0 0 0 0 0 4 - 4 7 4
W - Ruffing L - M.Cooper A - 34,769

GAME 2 at Sportsman's Park, St. Louis, Oct. 1
NYY 0 0 0 0 0 0 3 0 - 3 10 2
STL 2 0 0 0 0 1 1 X - 4 6 0
W - Beazley L - Bonham A - 34,255

GAME 3 at Yankee Stadium, Bronx, N.Y., Oct. 3
STL 0 0 1 0 0 0 0 1 - 2 5 1
NYY 0 0 0 0 0 0 0 0 - 0 6 1
W - White L - Chandler A - 69,123

GAME 4 at Yankee Stadium, Bronx, N.Y., Oct. 4
STL 0 0 0 6 0 0 2 0 1 - 9 12 1
NYY 1 0 0 0 0 5 0 0 0 - 6 10 1
W - Lanier L - Donald A - 69,902

GAME 5 at Yankee Stadium, Bronx, N.Y., Oct. 5
STL 0 0 0 1 0 1 0 0 2 - 4 9 4
NYY 1 0 0 1 0 0 0 0 0 - 2 7 1
W - Beazley L - Ruffing A - 69,052

1943 WORLD SERIES

The Yankees reversed the prior year's result, winning in five games...Spud Chandler was dominant, allowing just 1ER over 18.0IP for complete-game wins in Games 1 and 5...Bill Dickey's two-run homer in the Game 5 clincher marked the only runs of the game...Yankees Joe DiMaggio, Tommy Henrich, Phil Rizzuto, George Selkirk, Red Ruffing and Buddy Hassett were all serving in the military and did not appear in the Series...marked the seventh and final World Series title in eight appearances under manager Joe McCarthy.

St. Louis Cardinals (NL) 1
New York Yankees (AL) 4

GAME 1 at Yankee Stadium, Bronx, N.Y., Oct. 5
STL 0 1 0 0 1 0 0 0 0 - 2 7 2
NYY 0 0 0 2 0 2 0 0 0 X - 4 8 2
W - Chandler L - Lanier A - 68,676

GAME 2 at Yankee Stadium, Bronx, N.Y., Oct. 6
STL 0 0 1 3 0 0 0 0 0 - 4 7 2
NYY 0 0 0 1 0 0 0 0 2 - 3 6 0
W - M.Cooper L - Bonham A - 68,578

GAME 3 at Yankee Stadium, Bronx, N.Y., Oct. 7
STL 0 0 0 2 0 0 0 0 0 - 2 6 4
NYY 0 0 0 0 0 1 0 5 X - 6 8 0
W - Borowy L - Brazle A - 69,990

GAME 4 at Sportsman's Park, St.Louis, Oct. 10
NYY 0 0 0 1 0 0 0 1 0 - 2 6 2
STL 0 0 0 0 0 1 0 0 0 - 1 7 1
W - Russo L - Brecheen A - 36,196

GAME 5 at Sportsman's Park, St.Louis, Oct. 11
NYY 0 0 0 0 2 0 0 0 0 - 2 7 1
STL 0 0 0 0 0 0 0 0 0 - 0 10 1
W - Chandler L - M.Cooper A - 33,872

1947 WORLD SERIES

The Yankees were piloted by Bucky Harris in his only World Series managing the team...in Game 4, Yankees pitcher Bill Bevens lost both his no-hit bid and the game with two outs in the bottom of the ninth as pinch-hitter Cookie Lavagetto doubled home two runs for a 3-2 Brooklyn win...Spec Shea recorded two wins and Johnny Lindell batted .500 (9-for-18) with 7RBI.

Brooklyn Dodgers (NL) 3
New York Yankees (AL) 4

GAME 1 at Yankee Stadium, Bronx, N.Y., Sept. 30
BRO 1 0 0 0 0 1 1 0 0 - 3 6 0
NYY 0 0 0 0 5 0 0 0 X - 5 4 0
W - Shea L - Branca A - 73,365

GAME 2 at Yankee Stadium, Bronx, N.Y., Oct. 1
BRO 0 0 1 1 0 0 0 1 - 3 9 2
NYY 1 0 1 1 2 1 4 0 X - 10 15 1
W - Reynolds L - Lombardi A - 69,865

GAME 3 at Ebbets Field, Brooklyn, N.Y., Oct. 2
NYY 0 0 2 2 2 1 1 0 0 - 8 13 0
BRO 0 6 1 2 0 0 0 0 X - 9 13 1
W - Casey L - Newsom A - 33,098

GAME 4 at Ebbets Field, Brooklyn, N.Y., Oct. 3
NYY 1 0 0 1 0 0 0 0 0 - 2 8 1
BRO 0 0 0 0 1 0 0 0 2 - 3 1 3
W - Casey L - Bevens A - 33,443

GAME 5 at Ebbets Field, Brooklyn, N.Y., Oct. 4
NYY 0 0 0 1 1 0 0 0 0 - 2 5 0
BRO 0 0 0 0 0 1 0 0 0 - 1 4 1
W - Shea L - Barney A - 34,379

2012 YANKEES

GAME 6 at Yankee Stadium, Bronx, N.Y., Oct. 5

BRO	2	0	2	0	0	0	0	0	-	8	12	1
NY	0	0	4	1	0	0	0	1	-	6	15	2
W - Branca	L - Page		A - 74,065									

GAME 7 at Yankee Stadium, Bronx, N.Y., Oct. 6

BRO	0	2	0	0	0	0	0	0	-	2	7	0
NY	0	1	0	2	0	1	0	X	-	5	7	0
W - Page	L - Gregg		A - 71,548									

1949 WORLD SERIES

Marked the first of five straight World Series championships...was the first of 10 World Series appearances in a 12-year stretch under manager Casey Stengel (won seven)...Allie Reynolds allowed just 2H, winning Game 1, 1-0, over Don Newcombe on Tommy Henrich's leadoff homer in the bottom of the ninth...also pitched 3.1 scoreless innings to close out Game 4...Commissioner Happy Chandler ordered lights turned on during Game 5, marking the first time a World Series game was finished under electric light.

Brooklyn Dodgers (NL) 1
New York Yankees (AL) 4

GAME 1 at Yankee Stadium, Bronx, N.Y., Oct. 5

BRO	0	0	0	0	0	0	0	0	-	0	2	0
NY	0	0	0	0	0	0	0	1	-	1	5	1
W - Reynolds	L - Newcombe		A - 66,224									

GAME 2 at Yankee Stadium, Bronx, N.Y., Oct. 6

BRO	0	1	0	0	0	0	0	0	-	1	7	2
NY	0	0	0	0	0	0	0	0	-	0	6	1
W - Roe	L - Raschi		A - 70,053									

GAME 3 at Ebbets Field, Brooklyn, N.Y., Oct. 7

NY	0	0	1	0	0	0	0	3	-	4	5	0
BRO	0	0	0	0	0	0	2	0	-	3	5	0
W - Page	L - Branca		A - 32,788									

GAME 4 at Ebbets Field, Brooklyn, N.Y., Oct. 8

NY	0	0	0	3	0	0	0	0	-	6	10	0
BRO	0	0	0	0	4	0	0	0	-	4	9	1
W - Lopat	L - Newcombe		A - 33,934									

GAME 5 at Ebbets Field, Brooklyn, N.Y., Oct. 9

NY	2	0	3	1	1	3	0	0	-	10	11	1
BRO	0	0	1	0	0	1	4	0	-	6	11	2
W - Raschi	L - Barney		A - 33,711									



Manager Casey Stengel led the Yankees to a record five-consecutive World Series titles from 1949-53.

1950 WORLD SERIES

Yankees pitchers allowed just 5R (3ER) all Series, tallying a 0.73 combined ERA in 37.0IP... each of the first three games were decided by one run, including a 1-0 victory behind Vic Raschi in Game 1 and a 2-1, 10-inning win behind Allie Reynolds in Game 2... Whitey Ford earned the first of his record 10 career World Series wins in the Game 4 clincher as Reynolds came out of the bullpen to strike out the final batter of the game with two runners on base.

New York Yankees (AL) 4
Philadelphia Phillies (NL) 0

GAME 1 at Shibe Park, Philadelphia, Oct. 4

NY	0	0	0	1	0	0	0	0	-	1	5	0
PHI	0	0	0	0	0	0	0	0	-	0	2	1
W - Raschi	L - Konstanty		A - 30,746									

GAME 2 at Shibe Park, Philadelphia, Oct. 5

NY	0	1	0	0	0	0	0	1	-	2	10	0
PHI	0	0	0	1	0	0	0	0	-	1	7	0
W - Reynolds	L - Roberts		A - 32,660									

GAME 3 at Yankee Stadium, Bronx, N.Y., Oct. 6

PHI	0	0	0	0	1	1	0	0	-	2	10	2
NY	0	0	1	0	0	0	1	1	-	3	7	0
W - Ferrick	L - Meyer		A - 64,505									

GAME 4 at Yankee Stadium, Bronx, N.Y., Oct. 7

PHI	0	0	0	0	0	0	2	0	-	2	7	1
NY	2	0	0	0	3	0	0	X	-	5	8	2
W - Ford	L - Miller		A - 68,098									

1951 WORLD SERIES

The Yankees defeated the Giants in Joe DiMaggio's final World Series... Willie Mays and Mickey Mantle made their Series debuts, both in their rookie seasons... in Game 2, Mantle seriously injured his right knee after getting his cleat caught in a drainpipe, ending his Series... Ed Lopat allowed just 1ER in 18.0IP, notching wins in Games 2 and 5.

New York Giants (NL) 2
New York Yankees (AL) 4

GAME 1 at Yankee Stadium, Bronx, N.Y., Oct. 4

NY	2	0	0	0	3	0	0	0	-	5	10	1
NY	0	1	0	0	0	0	0	0	-	1	7	1
W - Koslo	L - Reynolds		A - 65,673									

GAME 2 at Yankee Stadium, Bronx, N.Y., Oct. 5

NY	0	0	0	0	0	1	0	0	-	1	5	1
NY	1	1	0	0	0	0	1	X	-	3	6	0
W - Lopat	L - Jansen		A - 66,018									

GAME 3 at the Polo Grounds, Manhattan, N.Y., Oct. 6

NY	0	0	0	0	0	1	1	0	-	2	5	2
NY	0	1	0	0	5	0	0	0	X	-	6	7
W - Hearm	L - Raschi		A - 52,035									

GAME 4 at the Polo Grounds, Manhattan, N.Y., Oct. 8

NY	0	1	0	1	2	0	2	0	-	6	12	0
NY	1	0	0	0	0	0	1	0	-	2	8	2
W - Reynolds	L - Maglie		A - 49,010									

GAME 5 at the Polo Grounds, Manhattan, N.Y., Oct. 9

NY	0	0	5	2	0	2	4	0	0	-	13	12
NY	1	0	0	0	0	0	0	0	-	1	5	3
W - Lopat	L - Jansen		A - 47,530									

GAME 6 at Yankee Stadium, Bronx, N.Y., Oct. 10

NY	0	0	0	1	0	0	0	2	-	3	11	1
NY	1	0	0	0	3	0	0	X	-	4	7	0
W - Raschi	L - Koslo		A - 61,711									

1952 WORLD SERIES

Led by Mickey Mantle (.345, 5R, 2HR), Johnny Mize (.400, 3HR, 6RBI) and Gene Woodling (.348), the Yankees won in seven games... Allie Reynolds and Vic Raschi each recorded a pair of victories... the Yankees slugged 10HR in the Series... in Game 7, second baseman Billy Martin made a running catch on a two-out, seventh-inning, base-loaded pop-up from Jackie Robinson to preserve the Yankees' lead.

New York Yankees (AL) 4
Brooklyn Dodgers (NL) 3

GAME 1 at Ebbets Field, Brooklyn, N.Y., Oct. 1

NY	0	1	0	0	0	0	1	0	-	2	6	2	
BRO	0	1	0	0	0	2	0	1	X	-	4	6	0
W-Black	L-Reynolds	A-34,861											

GAME 2 at Ebbets Field, Brooklyn, N.Y., Oct. 2

NY	0	0	0	1	1	5	0	0	0	-	7	10	0
BRO	0	0	1	0	0	0	0	0	0	-	1	3	1
W-Raschi	L-Erskine	A-33,792											

GAME 3 at Yankee Stadium, Bronx, N.Y., Oct. 3

BRO	0	0	1	0	1	0	0	1	2	-	5	11	0
NY	0	1	0	0	0	0	0	1	1	-	3	6	2
W-Roe	L-Lopat	A-66,698											

GAME 4 at Yankee Stadium, Bronx, N.Y., Oct. 4

BRO	0	0	0	0	0	0	0	0	0	-	0	4	1
NY	0	0	0	1	0	0	0	1	X	-	2	4	1
W-Reynolds	L-Black	A-71,787											

GAME 5 at Yankee Stadium, Bronx, N.Y., Oct. 5

BRO	0	1	0	0	3	0	1	0	0	0	-	6	10	0
NY	0	0	0	5	0	0	0	0	0	0	-	5	5	1
W-Erskine	L-Sain	A-70,536												

GAME 6 at Ebbets Field, Brooklyn, N.Y., Oct. 6

NY	0	0	0	0	0	2	1	0	-	3	9	0
BRO	0	0	0	0	1	0	1	0	-	2	8	1
W-Raschi	L-Loes	A-30,037										

GAME 7 at Ebbets Field, Brooklyn, N.Y., Oct. 7

NY	0	0	0	1	1	1	1	0	0	-	4	10	4
BRO	0	0	0	1	1	0	0	0	0	-	2	8	1
W-Reynolds	L-Black	A-33,195											



Billy Martin makes a game-saving catch on a two-out, seventh-inning, base-loaded pop-up from Jackie Robinson to preserve the lead in Game 7 of the 1952 World Series.

1953 WORLD SERIES

The Yankees won their all-time record fifth consecutive title... Billy Martin batted .500 (12-for-24) with 2HR and 8RBI... still shares the all-time mark for hits in a six-game World Series... Mickey Mantle won Game 2 with a two-run homer in the eighth inning... added a grand slam in the Game 5 win... Martin drove in the winning run in the Game 6 clincher with a single in the bottom of the ninth.

Brooklyn Dodgers (NL) 2
New York Yankees (AL) 4

GAME 1 at Yankee Stadium, Bronx, N.Y., Sept. 30

BRO	0	0	0	1	3	1	0	0	-	5	12	2
NY	4	0	0	1	0	1	3	X	-	9	12	0
W-Sain	L-Labine	A-69,374										

GAME 2 at Yankee Stadium, NY Oct. 1

BRO	0	0	0	2	0	0	0	0	-	2	9	1	
NY	1	0	0	0	0	0	1	2	X	-	4	5	0
W-Lopat	L-Roe	A-66,786											

GAME 3 at Ebbets Field, Brooklyn, N.Y., Oct. 2

NY	0	0	0	1	0	0	1	0	-	2	6	0
BRO	0	0	0	1	1	0	1	X	-	3	9	0
W-Erskine	L-Raschi	A-35,270										

GAME 4 at Ebbets Field, Brooklyn, N.Y., Oct. 3

NY	0	0	0	2	0	0	0	1	-	3	9	0	
BRO	3	0	0	1	0	2	1	0	X	-	7	12	0
W-Loes	L-Ford	A-36,775											

GAME 5 at Ebbets Field, Brooklyn, N.Y., Oct. 4

NY	1	0	5	0	0	3	1	1	-	11	11	1	
BRO	0	1	0	0	1	0	0	4	1	-	7	14	1
W-McDonald	L-Podres	A-36,775											

GAME 6 at Yankee Stadium, Bronx, N.Y., Oct. 5

BRO	0	0	0	0	1	0	0	2	-	3	8	3
NY	2	1	0	0	0	0	0	1	-	4	13	0
W-Reynolds	L-Labine	A-62,370										

1955 WORLD SERIES

Marked the Yankees' first Series loss to the Dodgers after five successive wins (1941, '47, '49, '52, '53)... is the only time the Dodgers triumphed over the Yankees before relocating to Los Angeles in 1958... Brooklyn's Johnny Podres tossed an eight-hit, 2-0, shutout in the Game 7 clincher at Yankee Stadium... with two on and no out in the sixth, Yogi Berra's slicing line drive was famously caught by Brooklyn's Sandy Amoros, who then threw the ball back to the infield to double off Gil McDougald, preventing a potential rally.

New York Yankees (AL) 3
Brooklyn Dodgers (NL) 4

GAME 1 at Yankee Stadium, Bronx, N.Y., Sept. 28

BRO	0	2	1	0	0	0	0	2	0	-	5	10	0
NY	0	2	1	0	2	0	0	X	-	6	9	1	
W-Ford	L-Newcombe	A-63,869											

GAME 2 at Yankee Stadium, Bronx, N.Y., Sept. 29

BRO	0	0	0	1	1	0	0	0	-	2	5	2
NY	0	0	0	4	0	0	0	X	-	4	8	0
W-Byrne	L-Loes	A-64,707										

GAME 3 at Ebbets Field, Brooklyn, N.Y., Sept. 30

NY	0	2	0	0	0	1	0	0	-	3	7	0
BRO	2	2	0	2	0	0	X	-	8	11	1	1
W-Podres	L-Turley	A-34,209										

GAME 4 at Ebbets Field, Brooklyn, N.Y., Oct. 1

NY	1	1	0	1	0	2	0	0	-	5	9	0	
BRO	0	0	1	3	3	0	1	0	X	-	8	14	0
W-Labine	L-Larsen	A-36,242											

GAME 5 at Ebbets Field, Brooklyn, N.Y., Oct. 2

NY	0	0	0	1	0	0	1	1	0	-	3	6	0
BRO	0	2	1	0	1	0	0	1	X	-	5	9	2
W-Craig	L-Grim	A-36,796											

GAME 6 at Yankee Stadium, Bronx, N.Y., Oct. 3

BRO	0	0	0	1	0	0	0	0	-	1	4	1
NY	5	0	0	0	0	0	0	X	-	5	8	0
W-Ford	L-Spooner	A-64,022										

GAME 7 at Yankee Stadium, Bronx, N.Y., Oct. 4

BRO	0	0	0	1	0	1	0	0	0	-	2	5	0
NY	0	0	0	0	0	0	0	0	0	-	0	8	1
W-Podres	L-Byrne	A-62,465											

1956 WORLD SERIES

The Yankees lost the first two games in Brooklyn, then came back to win in seven... was highlighted by Don Larsen's Game 5 perfect game caught by Yogi Berra, the only no-hitter in World Series history...Larsen didn't know he was pitching until he got to the park that day... had lasted only 1.2 innings in his Game 2 start, (4R, 0ER, 1H, 4BB)... Berra led the Yankees with a .360 (9-for-25) batting average, 3HR and a then-record 10 RBI... the Yankees hit 12HR, the second-highest total in Series history (San Francisco 14HR in 2002).

New York Yankees (AL) 4
Brooklyn Dodgers (NL) 3

GAME 1 at Ebbets Field, Brooklyn, N.Y., Oct. 3

NY Yankees	2	0	0	1	0	0	0	0	0	-	3	9	1
BRO Dodgers	0	2	3	1	0	0	0	0	X	-	6	9	0
W - Maglie	L - Ford	A - 34,479											

GAME 2 at Ebbets Field, Brooklyn, N.Y., Oct. 5

NY Yankees	1	5	0	1	0	0	0	1	0	-	8	12	2
BRO Dodgers	0	6	1	2	2	0	0	2	X	-	13	12	0
W - Bessent	L - Morgan	A - 36,217											

GAME 3 at Yankee Stadium, Bronx, N.Y., Oct. 6

BRO Dodgers	0	1	0	0	0	1	1	0	0	-	3	8	1
NY Yankees	0	1	0	0	3	0	1	X	0	-	5	8	1
W - Ford	L - Craig	A - 73,977											

GAME 4 at Yankee Stadium, Bronx, N.Y., Oct. 7

BRO Dodgers	0	0	0	1	0	0	0	1	0	-	2	6	0
NY Yankees	1	0	0	2	0	1	2	0	X	-	6	7	2
W - Sturdivant	L - Erskine	A - 69,705											

GAME 5 at Yankee Stadium, Bronx, N.Y., Oct. 8

BRO Dodgers	0	0	0	0	0	0	0	0	0	-	0	0	0
NY Yankees	0	0	0	1	0	0	0	X	0	-	2	5	0
W - Larsen	L - Maglie	A - 64,519											

GAME 6 at Ebbets Field, Brooklyn, N.Y., Oct. 9

NY Yankees	0	0	0	0	0	0	0	0	0	-	0	7	0
BRO Dodgers	0	0	0	0	0	0	0	1	1	-	1	4	0
W - Labine	L - Turley	A - 33,224											

GAME 7 at Ebbets Field, Brooklyn, N.Y., Oct. 10

NY Yankees	2	0	2	1	0	0	4	0	0	-	9	10	0
BRO Dodgers	0	0	0	0	0	0	0	0	0	-	0	3	1
W - Kucks	L - Newcombe	A - 33,782											

1957 WORLD SERIES

The Yankees dropped their second seven-game World Series in three years in their first-ever meeting against Milwaukee... the Braves' Lew Burdette won Games 2, 5 and 7, the latter two on seven-hit shutouts... second baseman Jerry Coleman batted .364 (8-for-22) with 2 doubles and 2RBI in a losing effort.

Milwaukee Braves (NL) 4
New York Yankees (AL) 3

GAME 1 at Yankee Stadium, Bronx, N.Y., Oct. 2

MIL Braves	0	0	0	0	0	1	0	0	0	-	1	5	0
NY Yankees	0	0	0	0	1	2	0	0	X	-	3	9	1
W - Ford	L - Spahn	A - 69,476											

GAME 2 at Yankee Stadium, Bronx, N.Y., Oct. 3

MIL Braves	0	1	1	2	0	0	0	0	0	-	4	8	0
NY Yankees	0	1	1	0	0	0	0	0	0	-	2	7	2
W - Burdette	L - Shantz	A - 65,202											

GAME 3 at County Stadium, Milwaukee, Oct. 5

NY Yankees	3	0	2	2	0	0	5	0	0	-	12	9	0
MIL Braves	0	1	0	0	0	0	0	0	0	-	3	8	1
W - Larsen	L - Buhl	A - 45,804											

GAME 4 at County Stadium, Milwaukee, Oct. 6

NY Yankees	1	0	0	0	0	0	3	1	0	-	5	11	0
MIL Braves	0	0	0	4	0	0	0	0	3	-	7	7	0
W - Spahn	L - Grim	A - 45,804											

GAME 5 at County Stadium, Milwaukee, Oct. 7

NY Yankees	0	0	0	0	0	0	0	0	0	-	0	7	0
MIL Braves	0	0	0	0	1	0	0	X	0	-	1	6	1
W - Burdette	L - Ford	A - 45,811											

GAME 6 at Yankee Stadium, Bronx, N.Y., Oct. 9

MIL Braves	0	0	0	0	1	0	1	0	0	-	2	4	0
NY Yankees	0	0	2	0	0	1	0	X	0	-	3	7	0
W - Turley	L - Johnson	A - 61,408											

GAME 7 at Yankee Stadium, Bronx, N.Y., Oct. 10

MIL Braves	0	0	4	0	0	0	1	0	0	-	5	9	1
NY Yankees	0	0	0	0	0	0	0	0	0	-	0	7	3
W - Burdette	L - Larsen	A - 61,207											

1958 WORLD SERIES

The Yankees came back from two-games-to-none and three-games-to-one deficits to win in seven...after getting bombed for 4ER in just 0.1IP in his Game 2 start, Yankees pitcher Bob Turley tossed a five-hit shutout in Game 5 and also got the final out in Game 6 after entering the contest with two on and a one-run lead in the 10th...Turley also earned the victory in Game 7 with 6.2 innings (1ER) in relief of Don Larsen...winning the title gave the Yankees a World Series championship over each of the eight modern NL teams (since 1900)...Hank Bauer batted .323 (10-for-31) with 4HR, making him just one of four Yankees in franchise history to hit four-or-more homers in a single Series (also Ruth 4HR in 1926; Gehrig 4HR in 1928; and Reggie Jackson 5HR in 1977)...was held hitless in Game 4, snapping an all-time Major League-best 17-game World Series hitting streak.

New York Yankees (AL) 4
Milwaukee Braves (NL) 3

GAME 1 at County Stadium, Milwaukee, Oct. 1

NY Yankees	0	0	0	1	2	0	0	0	0	-	3	8	1
MIL Braves	0	0	0	2	0	0	1	0	1	-	4	10	0
W - Spahn	L - Duren	A - 46,367											

GAME 2 at County Stadium, Milwaukee, Oct. 2

NY Yankees	1	0	0	1	0	0	0	3	0	-	5	7	0
MIL Braves	7	1	0	0	0	0	2	3	X	-	13	15	1
W - Burdette	L - Turley	A - 46,367											

GAME 3 at Yankee Stadium, Bronx, N.Y., Oct. 4

MIL Braves	0	0	0	0	0	0	0	0	0	-	0	6	0
NY Yankees	0	0	0	2	0	0	X	0	0	-	4	4	0
W - Larsen	L - Rush	A - 71,599											

GAME 4 at Yankee Stadium, Bronx, N.Y., Oct. 5

MIL Braves	0	0	0	0	1	1	1	0	0	-	3	9	0
NY Yankees	0	0	0	0	0	0	0	0	0	-	0	2	1
W - Spahn	L - Ford	A - 71,563											

GAME 5 at Yankee Stadium, Bronx, N.Y., Oct. 6

MIL Braves	0	0	0	0	0	0	0	0	0	-	0	5	0
NY Yankees	0	0	1	0	0	6	0	0	X	-	7	10	0
W - Turley	L - Burdette	A - 65,279											

GAME 6 at County Stadium, Milwaukee, Oct. 8

NY Yankees	1	0	0	0	1	0	0	0	2	-	4	10	1
MIL Braves	1	1	0	0	0	0	0	0	1	-	3	10	4
W - Duren	L - Spahn	A - 46,367											

GAME 7 at County Stadium, Milwaukee, Oct. 9

NY Yankees	0	2	0	0	0	0	4	0	0	-	6	8	0
MIL Braves	1	0	0	0	1	0	0	0	0	-	2	5	2
W - Turley	L - Burdette	A - 46,367											

1960 WORLD SERIES

Despite outscoring Pittsburgh, 55-27, and setting still-standing World Series marks for runs scored and team batting average (.338), the Yankees lost the decisive Game 7, 10-9, on Bill Maseroski's ninth-inning "walk-off" homer off Ralph Terry...marked Casey Stengel's final game as Yankees manager...Bobby Richardson batted .367 (11-for-30) and recorded a still-standing record 12RBI, becoming the only player in Baseball history to win the World Series MVP Award on a losing team...Whitney Ford tossed complete game shutouts in Games 3 and 6, allowing just 11H and 2BB in 18.0 Series IP.

New York Yankees (AL) 3
Pittsburgh Pirates (NL) 4

GAME 1 at Forbes Field, Pittsburgh, Oct. 5

NYY	1 0 0	1 0 0	0 0 2	-	4	13	2
PIT	3 0 0	2 0 1	0 0 X	-	6	8	0
W-Law	L-Ditmar		A-36,676				

GAME 2 at Forbes Field, Pittsburgh, Oct. 6

NYY	0 0 2	1 2 7	3 0 1	-	16	19	1
PIT	0 0 0	1 0 0	0 0 2	-	3	13	1
W-Turley	L-Friend		A-37,308				

GAME 3 at Yankee Stadium, Bronx, N.Y., Oct. 8

PIT	0 0 0	0 0 0	0 0 0	-	0	4	0
NYY	6 0 0	4 0 0	0 0 X	-	10	16	1
W-Ford	L-Mitzell		A-70,001				

GAME 4 at Yankee Stadium, Bronx, N.Y., Oct. 9

PIT	0 0 0	0 3 0	0 0 0	-	3	7	0
NYY	0 0 0	1 0 0	1 0 0	-	2	8	0
W-Law	L-Terry		A-67,812				

GAME 5 at Yankee Stadium, Bronx, N.Y., Oct. 10

PIT	0 3 1	0 0 0	0 0 1	-	5	10	2
NYY	0 1 1	0 0 0	0 0 0	-	2	5	2
W-Haddix	L-Ditmar		A-62,753				

GAME 6 at Forbes Field, Pittsburgh, Oct. 12

NYY	0 1 5	0 0 2	2 2 0	-	12	17	1
PIT	0 0 0	0 0 0	0 0 0	-	0	7	1
W-Ford	L-Friend		A-38,580				

GAME 7 at Forbes Field, Pittsburgh, Oct. 13

NYY	0 0 0	0 1 4	0 2 2	-	9	13	1
PIT	2 2 0	0 0 0	0 5 1	-	10	11	0
W-Haddix	L-Terry		A-36,683				



Bobby Richardson [crossing home plate] drove in an all-time record 12 runs in the 1960 Fall Classic, becoming the only player to win World Series MVP honors on a losing team.

1961 WORLD SERIES

With the Series tied 1-1, the Yankees won Game 3 on a game-tying solo homer by Johnny Blanchard in the eighth and Roger Maris' game-winning solo shot in the ninth...outscored Cincinnati 20-5 in the final two games...Manager Ralph Houk became the third Yankees skipper to win the World Series in his first season managing the club...Hector Lopez led the Yankees with 7RBI in just 9AB...Whitney Ford pitched 14.0 scoreless innings, notching wins in Games 1 and 4.

Cincinnati Reds (NL) 1
New York Yankees (AL) 4

GAME 1 at Yankee Stadium, Bronx, N.Y., Oct. 4

CIN	0 0 0	0 0 0	0 0 0	-	0	2	0
NYY	0 0 0	1 0 1	0 0 X	-	2	6	0
W-Ford	L-O'Toole		A-62,397				

GAME 2 at Yankee Stadium, Bronx, N.Y., Oct. 5

CIN	0 0 0	2 1 1	0 2 0	-	6	9	0
NYY	0 0 0	2 0 0	0 0 0	-	2	4	3
W-Jay	L-Terry		A-63,083				

GAME 3 at Crosley Field, Cincinnati, Oct. 7

NYY	0 0 0	0 0 0	1 1 1	-	3	6	1
CIN	0 1 0	0 0 0	1 0 0	-	2	8	0
W-Arroyo	L-Purkey		A-32,589				

GAME 4 at Crosley Field, Cincinnati, Oct. 8

NYY	0 0 0	1 1 2	3 0 0	-	7	11	0
CIN	0 0 0	0 0 0	0 0 0	-	0	5	1
W-Ford	L-O'Toole		A-32,589				

GAME 5 at Crosley Field, Cincinnati, Oct. 9

NYY	5 1 0	5 0 2	0 0 0	-	13	15	1
CIN	0 0 3	0 2 0	0 0 0	-	5	11	3
W-Daley	L-Jay		A-32,589				

1962 WORLD SERIES

The Yankees clinched a tight seven-game Series on a 1-0, four-hit, Game 7 shutout from Ralph Terry...scored their only run on Tony Kubek's fifth-inning double-play ground out...the Giants' Willie McCovey lined out to second baseman Bobby Richardson for the final out of the Series...Terry allowed just 17H and 5ER in 25.0 Series IP, taking home the MVP Award...the teams combined for just 41 total runs in a Series that stretched over 13 days due to rainouts.

New York Yankees (AL) 4
San Francisco Giants (NL) 3

GAME 1 at Candlestick Park, San Francisco, Oct. 4

NYY	2 0 0	0 0 0	1 2 1	-	6	11	0
SF	0 1 1	0 0 0	0 0 0	-	2	10	0
W-Ford	L-O'Dell		A-43,852				

GAME 2 at Candlestick Park, San Francisco, Oct. 5

NYY	0 0 0	0 0 0	0 0 0	-	0	3	1
SF	1 0 0	0 0 0	1 0 X	-	2	6	0
W-Sanford	L-Terry		A-43,910				

GAME 3 at Yankee Stadium, Bronx, N.Y., Oct. 7

SF	0 0 0	0 0 0	0 0 2	-	2	4	3
NYY	0 0 0	0 0 0	3 0 X	-	3	5	1
W-Stafford	L-Pierce		A-71,434				

GAME 4 at Yankee Stadium, Bronx, N.Y., Oct. 8

SF	0 2 0	0 0 0	4 0 1	-	7	9	1
NYY	0 0 0	0 0 2	0 0 1	-	3	9	1
W-Larsen	L-Coates		A-66,607				

GAME 5 at Yankee Stadium, Bronx, N.Y., Oct. 10

SF	0 0 1	0 1 0	0 0 1	-	3	8	2
NYY	0 0 0	1 0 1	0 3 X	-	5	6	0
W-Terry	L-Sanford		A-63,165				

GAME 6 at Candlestick Park, San Francisco, Oct. 15

NY Yankees	0 0 0	1 0	0 1 0	-	2	3	2
San Francisco	0 0 0	3 2 0	0 0 X	-	5	10	1
W - Pierce	L - Ford	A - 43,948					

GAME 7 at Candlestick Park, San Francisco, Oct. 16

NY Yankees	0 0 0	0 1 0	0 0 0	-	1	7	0
San Francisco	0 0 0	0 0 0	0 0 0	-	0	4	1
W - Terry	L - Sanford	A - 43,948					

1963 WORLD SERIES

The Yankees were swept despite allowing just 12 overall runs, marking just one of two four-game Series exits in franchise history (also 1976 vs. Cincinnati)...scored just four runs and batted .171 over the four games, marking the third and four-lowest all-time totals, respectively, by any team in a World Series.

Los Angeles Dodgers (NL) 4

New York Yankees (AL) 0

GAME 1 at Yankee Stadium, Bronx, N.Y., Oct. 2

LAD	0 4 1	0 0 0	0 0 0	-	5	9	0
NY Yankees	0 0 0	0 0 0	0 2 0	-	2	6	0
W - Koufax	L - Ford	A - 69,000					

GAME 2 at Yankee Stadium, Bronx, N.Y., Oct. 3

LAD	2 0 0	1 0 0	0 1 0	-	4	10	1
NY Yankees	0 0 0	0 0 0	0 0 1	-	1	7	0
W - Podres	L - Downing	A - 66,455					

GAME 3 at Dodger Stadium, Los Angeles, Oct. 5

NY Yankees	0 0 0	0 0 0	0 0 0	-	0	3	0
LAD	1 0 0	0 0 0	0 0 X	-	1	4	1
W - Drysdale	L - Bouton	A - 55,912					

GAME 4 at Dodger Stadium, Los Angeles, Oct. 6

NY Yankees	0 0 0	0 0 0	1 0 0	-	1	6	1
LAD	0 0 0	0 1 0	1 0 X	-	2	2	1
W - Koufax	L - Ford	A - 55,912					

1964 WORLD SERIES

The Yankees' seven-game loss marked Mickey Mantle's final World Series...batted .333 (8-for-24) with 3HR, giving him a record 18 World Series HR for his career...Jim Bouton won both of his starts, allowing just 3ER in 17.1IP...Bobby Richardson batted .406 (13-for-32), setting an all-time record for hits in a Series (since tied by Lou Brock in 1968 and Marty Barrett in 1986).

New York Yankees (AL) 3

St. Louis Cardinals (NL) 4

GAME 1 at Busch Stadium, St. Louis, Oct. 7

NY Yankees	0 3 0	0 1 0	0 1 0	-	5	12	2
STL	1 1 0	0 0 4	0 3 X	-	9	12	0
W - Sadecki	L - Ford	A - 30,805					

GAME 2 at Busch Stadium, St. Louis, Oct. 8

NY Yankees	0 0 0	1 0 1	2 0 4	-	8	12	0
STL	0 0 1	0 0 0	0 1 1	-	3	7	0
W - Stottlemire	L - Gibson	A - 30,805					

GAME 3 at Yankee Stadium, Bronx, N.Y., Oct. 10

STL	0 0 0	0 1 0	0 0 0	-	1	6	0
NY Yankees	0 1 0	0 0 0	0 0 1	-	2	5	2
W - Bouton	L - Schultz	A - 67,101					

GAME 4 at Yankee Stadium, Bronx, N.Y., Oct. 11

STL	0 0 0	0 0 4	0 0 0	-	4	6	1
NY Yankees	3 0 0	0 0 0	0 0 0	-	3	6	1
W - Craig	L - Downing	A - 66,312					

GAME 5 at Yankee Stadium, Bronx, N.Y., Oct. 12

STL	0 0 0	0 2 0	0 0 0	3	-	5	10
NY Yankees	0 0 0	0 0 0	0 2 0	0	-	2	6
W - Gibson	L - Mikkelsen	A - 65,633					

GAME 6 at Busch Stadium, St. Louis, Oct. 14

NY Yankees	0 0 0	0 1 2	0 5 0	-	8	10	0
STL	1 0 0	0 0 0	0 1 1	-	3	10	1
W - Bouton	L - Simmons	A - 30,805					

GAME 7 at Busch Stadium, St. Louis, Oct. 15

NY Yankees	0 0 0	0 0 3	0 0 2	-	5	9	2
STL	0 0 0	3 3 0	1 0 X	-	7	10	1
W - Gibson	L - Stottlemire	A - 30,346					

1976 CHAMPIONSHIP SERIES

Chris Chambliss batted .524 (11-for-21) with 2HR and 8RBI, including the Series-winning "walk-off" home run off the Royals' Mark Littell in Game 5.

Kansas City Royals (AL) 2

New York Yankees (AL) 3

GAME 1 at Royals Stadium, Kansas City, Mo., Oct. 9

NY Yankees	2 0 0	0 0 0	0 0 2	-	4	12	0
KC	0 0 0	0 0 0	0 1 0	-	1	5	2
W - Hunter	L - Gura	S - (none) A - 41,077					

GAME 2 at Royals Stadium, Kansas City, Mo., Oct. 10

NY Yankees	0 1 2	0 0 0	0 0 0	-	3	12	5
KC	2 0 0	0 0 2	0 3 X	-	7	9	0
W - Splitter	L - Figueroa	S - (none) A - 41,091					

GAME 3 at Yankee Stadium, Bronx, N.Y., Oct. 12

KC	3 0 0	0 0 0	0 0 0	-	3	6	0
NY Yankees	0 0 0	2 0 3	0 0 X	-	5	9	0
W - Ellis	L - Hassler	S - Lyle A - 56,808					

GAME 4 at Yankee Stadium, Bronx, N.Y., Oct. 13

KC	0 3 0	2 0 1	0 1 0	-	7	9	1
NY Yankees	0 2 0	0 0 0	1 0 1	-	4	11	0
W - Bird	L - Hunter	S - Mingori A - 56,355					

GAME 5 at Yankee Stadium, Bronx, N.Y., Oct. 14

KC	2 1 0	0 0 0	0 3 0	-	6	11	1
NY Yankees	2 0 2	0 0 2	0 0 1	-	7	11	1
W - Tidrow	L - Littell	S - (none) A - 56,821					

1976 WORLD SERIES

Marked the Yankees' first World Series appearance after a 11-year drought...was the first Series appearance under the majority ownership of George M. Steinbrenner...also was the club's first Series following the 1974-75 remodeling of the original Yankee Stadium...was the second and last time the Yankees have been swept in a Series...Thurman Munson led the Yankees, batting .529 (9-for-17) with 2R and 2RBI.

New York Yankees (AL) 0

Cincinnati Reds (NL) 4

GAME 1 at Riverfront Stadium, Cincinnati, Oct. 16

NY Yankees	0 1 0	0 0 0	0 0 0	-	1	5	1
CIN	1 0 1	0 0 1	2 0 X	-	5	10	1
W - Gullett	L - Alexander	S - (none) A - 54,826					

GAME 2 at Riverfront Stadium, Cincinnati, Oct. 17

NY Yankees	0 0 0	1 0 0	2 0 0	-	3	9	1
CIN	0 3 0	0 0 0	0 0 1	-	4	10	0
W - Billingham	L - Hunter	S - (none) A - 54,816					

GAME 3 at Yankee Stadium, Bronx, N.Y., Oct. 19

CIN	0 3 0	1 0 0	0 2 0	-	6	13	2
NY Yankees	0 0 0	1 0 0	1 0 0	-	2	8	0
W - Zachary	L - Ellis	S - McEnaney A - 56,667					

GAME 4 at Yankee Stadium, Bronx, N.Y., Oct. 21

CIN	0 0 0	3 0 0	0 0 4	-	7	9	2
NY Yankees	1 0 0	0 1 0	0 0 0	-	2	8	0
W - Nolan	L - Figueroa	S - McEnaney A - 56,700					

1977 CHAMPIONSHIP SERIES

Sparky Lyle appeared in four of the five games and recorded wins in relief in Game 4 (5.1IP, 2H, 0R, 0BB, 1K) and Game 5 (1.1IP, 1H, 0R, 1K)...Yankees scored 1R in the eighth and 3R in the ninth to win the Game 5 clincher, 5-3.

New York Yankees (AL) 3
Kansas City Royals (AL) 2

GAME 1 at Yankee Stadium, Bronx, N.Y., Oct. 5
KC 2 2 2 0 0 0 0 1 0 - 7 9 0
NYY 0 0 2 0 0 0 0 0 0 - 2 9 0
W - Splittorff L - Gullett S - (none) A - 54,930

GAME 2 at Yankee Stadium, Bronx, N.Y., Oct. 6
KC 0 0 1 0 0 1 0 0 0 - 2 3 1
NYY 0 0 0 0 2 3 0 1 X - 6 10 1
W - Guidry L - Hassler S - (none) A - 56,230

GAME 3 at Royals Stadium, Kansas City, Mo., Oct. 7
NYY 0 0 0 0 1 0 0 0 1 - 2 4 1
KC 0 1 1 0 1 2 1 0 X - 6 12 1
W - Leonard L - Torrez S - (none) A - 41,285

GAME 4 at Royals Stadium, Kansas City, Mo., Oct. 8
NYY 1 2 1 1 0 0 0 0 1 - 6 13 0
KC 0 0 2 2 0 0 0 0 0 - 4 8 2
W - Lyle L - Gura S - (none) A - 41,135

GAME 5 at Royals Stadium, Kansas City, Mo., Oct. 9
NYY 0 0 1 0 0 0 0 1 3 - 5 10 0
KC 2 0 1 0 0 0 0 0 0 - 3 10 1
W - Lyle L - Leonard S - (none) A - 41,133

1977 WORLD SERIES

The Yankees snapped a 14-season championship drought, defeating the Dodgers in six games... in the Game 6 clincher, Reggie Jackson joined Babe Ruth (twice) as the only players to hit 3HR in a single World Series game... batted .450 (9-for-20) with 10R (tied for most all-time), 5HR (tied for most all-time) and 8RBI, taking home the Series MVP... Mike Torrez won both of his starts, tossing complete-game wins in Games 3 and 6.

Los Angeles Dodgers (NL) 2
New York Yankees (AL) 4

GAME 1 at Yankee Stadium, Bronx, N.Y., Oct. 11
LAD 2 0 0 0 0 0 0 0 1 0 0 0 - 3 6 0
NYY 1 0 0 0 0 1 0 1 0 0 0 1 - 4 11 0
W - Lyle L - Rhoden S - (none) A - 56,668

GAME 2 at Yankee Stadium, Bronx, N.Y., Oct. 12
LAD 2 1 2 0 0 0 0 0 1 - 6 9 0
NYY 0 0 0 1 0 0 0 0 0 - 1 5 0
W - Hooton L - Hunter S - (none) A - 56,691

GAME 3 at Dodger Stadium, Los Angeles, Oct. 14
NYY 3 0 0 1 1 0 0 0 0 - 5 10 0
LAD 0 0 3 0 0 0 0 0 0 - 3 7 1
W - Torrez L - John S - (none) A - 55,992

GAME 4 at Dodger Stadium, Los Angeles, Oct. 15
NYY 0 3 0 0 0 1 0 0 0 - 4 7 0
LAD 0 0 2 0 0 0 0 0 0 - 2 4 0
W - Guidry L - Rau S - (none) A - 55,995

GAME 5 at Dodger Stadium, Los Angeles, Oct. 16
NYY 0 0 0 0 0 0 2 2 0 - 4 9 2
LAD 1 0 0 4 3 2 0 0 X - 10 13 0
W - Sutton L - Gullett S - (none) A - 55,955

GAME 6 at Yankee Stadium, Bronx, N.Y., Oct. 18
LAD 2 0 1 0 0 0 0 0 1 - 4 9 0
NYY 0 2 0 3 2 0 0 1 X - 8 8 1
W - Torrez L - Hooton S - (none) A - 56,407

1978 CHAMPIONSHIP SERIES

Reggie Jackson led the Yankees in batting .462 (6-for-13), HR (2) and RBI (6)...Ron Guidry (8.0IP, 1ER) and Goose Gossage (1.0IP, 0ER) pitched the Yankees to a Game 4 win.

Kansas City Royals (AL) 1
New York Yankees (AL) 3

GAME 1 at Royals Stadium, Kansas City, Mo., Oct. 3
NYY 0 1 1 0 2 0 0 3 0 - 7 16 0
KC 0 0 0 0 0 1 0 0 0 - 1 2 2
W - Beattie L - Leonard S - Clay A - 41,143

GAME 2 at Royals Stadium, Kansas City, Mo., Oct. 4
NYY 0 0 0 0 0 0 2 2 0 - 4 12 1
KC 1 4 0 0 0 0 3 2 X - 10 16 1
W - Gura L - Figueroa S - (none) A - 41,158

GAME 3 at Yankee Stadium, Bronx, N.Y., Oct. 6
KC 1 0 1 0 1 0 0 2 0 - 5 10 1
NYY 0 1 0 2 0 1 0 2 X - 6 10 0
W - Gossage L - Bird S - (none) A - 55,535

GAME 4 at Yankee Stadium, Bronx, N.Y., Oct. 7
KC 1 0 0 0 0 0 0 0 0 - 1 7 0
NYY 0 1 0 0 0 1 0 0 X - 2 4 0
W - Guidry L - Leonard S - Gossage A - 56,356

1978 WORLD SERIES

The Yankees defeated the Dodgers for the second consecutive year, 4-games-to-2...Series cemented Graig Nettles' reputation for defensive excellence...Bucky Dent won the MVP, batting .417 (10-for-24) with 7RBI...second baseman Brian Doyle, filling in for the injured Willie Randolph, batted .438 (7-for-16) with 4R...Catfish Hunter allowed just 2ER in 7.0IP in recording the win in the Game 6 clincher at Los Angeles.

New York Yankees (AL) 4
Los Angeles Dodgers (NL) 2

GAME 1 at Dodger Stadium, Los Angeles, Oct. 10
NYY 0 0 0 0 0 0 3 2 0 - 5 9 1
LAD 0 3 0 3 1 0 3 1 X - 11 15 2
W - John L - Figueroa S - (none) A - 55,997

GAME 2 at Dodger Stadium, Los Angeles, Oct. 11
NYY 0 0 2 0 0 0 1 0 0 - 3 11 0
LAD 0 0 0 1 0 3 0 0 X - 4 7 0
W - Hooton L - Hunter S - Welch A - 55,982

GAME 3 at Yankee Stadium, Bronx, N.Y., Oct. 13
LAD 0 0 1 0 0 0 0 0 0 - 1 8 0
NYY 1 1 0 0 0 0 3 0 X - 5 10 1
W - Guidry L - Sutton S - (none) A - 56,447

GAME 4 at Yankee Stadium, Bronx, N.Y., Oct. 14
LAD 0 0 0 0 3 0 0 0 0 0 - 3 6 1
NYY 0 0 0 0 0 2 0 1 0 1 - 4 9 0
W - Gossage L - Welch S - (none) A - 56,445

GAME 5 at Yankee Stadium, Bronx, N.Y., Oct. 15
LAD 1 0 1 0 0 0 0 0 0 - 2 9 3
NYY 0 0 4 3 0 0 4 1 X - 12 18 0
W - Beattie L - Hooton S - (none) A - 56,448

GAME 6 at Dodger Stadium, Los Angeles, Oct. 17
NYY 0 3 0 0 0 2 2 0 0 - 7 11 0
LAD 1 0 1 0 0 0 0 0 0 - 2 7 1
W - Hunter L - Sutton S - (none) A - 55,985

1980 CHAMPIONSHIP SERIES

The Yankees scored just two runs in each game, marking the only time in franchise history the Yankees have been swept in the ALCS or ALDS.

Kansas City Royals (AL) 3
New York Yankees (AL) 0

GAME 1 at Royals Stadium, Kansas City, Mo., Oct. 8
 NYY 0 2 0 0 0 0 0 0 - 2 10 1
 KC 0 2 2 0 0 0 1 2 X - 7 10 0
 W-Gura L-Guidry S-(none) A-42,598

GAME 2 at Royals Stadium, Kansas City, Mo., Oct. 9
 NYY 0 0 0 2 0 0 0 0 - 2 8 0
 KC 0 0 3 0 0 0 0 X - 3 6 0
 W-Leonard L-May S-Quisenberry A-42,633

GAME 3 at Yankee Stadium, Bronx, N.Y., Oct. 10
 KC 0 0 0 0 1 0 3 0 0 - 4 12 1
 NYY 0 0 0 0 2 0 0 0 - 2 8 0
 W-Quisenberry L-Gossage S-(none) A-56,588

1981 DIVISION SERIES

The Yankees almost squandered a two-games-to-none lead...Dave Righetti recorded two wins (one as a starter in Game 2 and one as a reliever in Game 5)...Oscar Gamble went 6-for-10 with 2HR and 4RBI in the series.

Milwaukee Brewers (AL) 2
New York Yankees (AL) 3

GAME 1 at County Stadium, Milwaukee, Oct. 7
 NYY 0 0 0 4 0 0 0 1 - 5 13 1
 MIL 0 1 1 0 1 0 0 0 - 3 8 3
 W-Davis L-Haas S-Gossage A-35,064

GAME 2 at County Stadium, Milwaukee, Oct. 8
 NYY 0 0 0 1 0 0 0 2 - 3 7 0
 MIL 0 0 0 0 0 0 0 0 - 0 7 0
 W-Righetti L-Caldwell S-Gossage A-26,395

GAME 3 at Yankee Stadium, Bronx, N.Y., Oct. 9
 MIL 0 0 0 0 0 0 3 2 0 - 5 9 0
 NYY 0 0 0 1 0 0 2 0 0 - 3 8 2
 W-Fingers L-John S-(none) A-54,171

GAME 4 at Yankee Stadium, Bronx, N.Y., Oct. 10
 MIL 0 0 0 2 0 0 0 0 - 2 4 2
 NYY 0 0 0 0 0 1 0 0 0 - 1 5 0
 W-Vuckovich L-Reuschel S-Fingers A-52,077

GAME 5 at Yankee Stadium, Bronx, N.Y., Oct. 11
 MIL 0 1 1 0 0 0 1 0 0 - 3 8 0
 NYY 0 0 0 4 0 0 1 2 X - 7 13 0
 W-Righetti L-Haas S-Gossage A-47,505

1981 CHAMPIONSHIP SERIES

The Yankees outscored Oakland, 20-4, in their only ALCS sweep in franchise history...Graig Nettles drove in three runs in each game, batting .500 (6-for-12) with 1HR.

New York Yankees (AL) 3
Oakland Athletics (AL) 0

GAME 1 at Yankee Stadium, Bronx, N.Y., Oct. 13
 OAK 0 0 0 0 1 0 0 0 - 1 6 1
 NYY 3 0 0 0 0 0 0 X - 3 7 1
 W-John L-Norris S-Gossage A-55,740

GAME 2 at Yankee Stadium, Bronx, N.Y., Oct. 14
 OAK 0 0 1 2 0 0 0 0 - 3 11 1
 NYY 1 0 0 7 0 1 4 0 X - 13 19 0
 W-Frazier L-McCatty S-(none) A-48,497

GAME 3 at Oakland-Alameda County Coliseum, Oak, Oct. 15
 NYY 0 0 0 0 0 1 0 0 3 - 4 10 0
 OAK 0 0 0 0 0 0 0 0 - 0 5 2
 W-Righetti L-Keough S-(none) A-47,302

1981 WORLD SERIES

After winning the first two games of the Series, the Yankees dropped the next four, falling to 8-3 in their World Series appearances vs. the Dodgers...pitcher George Frazier became the first pitcher to lose three games in a best-of-seven World Series...future general manager Bob Watson led the club with 7RBI.

Los Angeles Dodgers (NL) 4
New York Yankees (AL) 2

GAME 1 at Yankee Stadium, Bronx, N.Y., Oct. 20
 LAD 0 0 0 0 1 0 0 2 0 - 3 5 0
 NYY 3 0 1 0 0 0 0 0 X - 5 6 0
 W-Guidry L-Reuss S-Gossage A-56,470

GAME 2 at Yankee Stadium, Bronx, N.Y., Oct. 21
 LAD 0 0 0 0 0 0 0 0 0 - 0 4 2
 NYY 0 0 0 0 1 0 0 2 X - 3 6 1
 W-John L-Hooton S-Gossage A-56,505

GAME 3 at Dodger Stadium, Los Angeles, Oct. 23
 NYY 0 2 2 0 0 0 0 0 0 - 4 9 0
 LAD 3 0 0 2 0 0 0 0 X - 5 11 1
 W-Valenzuela L-Frazier S-(none) A-56,236

GAME 4 at Dodger Stadium, Los Angeles, Oct. 24
 NYY 2 1 1 0 0 2 0 1 0 - 7 13 1
 LAD 0 0 2 0 1 3 2 0 X - 8 14 2
 W-Howe L-Frazier S-(none) A-56,242

GAME 5 at Dodger Stadium, Los Angeles, Oct. 25
 NYY 0 1 0 0 0 0 0 0 0 - 1 5 0
 LAD 0 0 0 0 0 2 0 X - 2 4 3
 W-Reuss L-Guidry S-(none) A-56,115

GAME 6 at Yankee Stadium, Bronx, N.Y., Oct. 28
 LAD 0 0 0 1 3 4 0 1 0 - 9 13 1
 NYY 0 0 1 0 0 1 0 0 0 - 2 7 2
 W-Hooton L-Frazier S-Howe A-56,513

1995 DIVISION SERIES

The Yankees snapped a 13-year playoff drought...Don Mattingly batted .417 (10-for-24) with 1HR and 6RBI in his only career postseason series...won the first two games at home before dropping three straight in Seattle...won Game 2, 7-5, on Jim Leyritz's 15th-inning "walk-off" homer in the longest postseason game in franchise history...after throwing 135 pitches in a Game 1 win, David Cone threw 147 pitches in a Game 5 no-decision.

New York Yankees (AL) 2
Seattle Mariners (AL) 3

GAME 1 at Yankee Stadium, Bronx, N.Y., Oct. 3
 SEA 0 0 0 1 0 1 2 0 2 - 6 9 0
 NYY 0 0 2 0 0 2 4 1 X - 9 13 0
 W-Cone L-Nelson S-(none) A-57,178

GAME 2 at Yankee Stadium, Bronx, N.Y., Oct. 4
 SEA 0 0 1 0 0 1 2 0 0 0 0 1 0 5 16 2
 NYY 0 0 0 0 0 1 2 1 0 0 0 0 1 0 2 7 11 0
 W-Rivera L-Belcher S-(none) A-57,126

GAME 3 at Kingdome, Seattle, Oct. 6
 NYY 0 0 0 1 0 0 1 2 0 - 4 6 2
 SEA 0 0 0 0 2 4 1 0 X - 7 7 0
 W-Johnson L-McDowell S-Charlton A-57,944

GAME 4 at Kingdome, Seattle, Oct. 7
 NYY 3 0 2 0 0 0 0 1 2 - 8 14 1
 SEA 0 0 4 0 1 1 0 5 X - 11 16 0
 W-Charlton L-Wetteland S-Risley A-57,180

GAME 5 at Kingdome, Seattle, Oct. 8
 NYY 0 0 0 2 0 2 0 0 0 0 1 - 5 6 0
 SEA 0 0 1 1 0 0 0 2 0 0 2 - 6 15 0
 W-Johnson L-McDowell S-(none) A-57,411

1996 DIVISION SERIES

The Yankees bullpen recorded wins in Games 2, 3 and 4, allowing just 1 ER in 19.2IP over the series.

Texas Rangers (AL) 1
New York Yankees (AL) 3

GAME 1 at Yankee Stadium, Bronx, N.Y., Oct. 1

TEX	0 0 0	5 0 1	0 0 0	- 6	8	0
NY	1 0 0	1 0 0	0 0 0	- 2	10	0
W - Burkett	L - Cone	S - (none)	A - 57,205			

GAME 2 at Yankee Stadium, Bronx, N.Y., Oct. 2

TEX	0 1 3	0 0 0	0 0 0	0 0 0	- 4	8	1
NY	0 1 0	1 0 0	1 1 0	0 0 1	- 5	8	0
W - Boehringer	L - Stanton	S - (none)	A - 57,156				

GAME 3 at The Ballpark in Arlington, Texas, Oct. 4

NY	1 0 0	0 0 0	0 0 2	- 3	7	1
TEX	0 0 0	1 1 0	0 0 0	- 2	6	1
W - Nelson	L - Oliver	S - Wetteland	A - 50,860			

GAME 4 at The Ballpark in Arlington, Texas, Oct. 5

NY	0 0 0	3 1 0	1 0 1	- 6	12	1
TEX	0 2 2	0 0 0	0 0 0	- 4	9	0
W - Weathers	L - Pavlik	S - Wetteland	A - 50,066			

1996 CHAMPIONSHIP SERIES

Down, 4-3, going into the bottom of the eighth inning of Game 1, the Yankees tied the score on Derek Jeter's disputed home run to right field...Bernie Williams (9-for-19) batted .474 with 6R, 2HR and 6RBI, earning ALCS MVP honors.

Baltimore Orioles (AL) 1
New York Yankees (AL) 4

GAME 1 at Yankee Stadium, Bronx, N.Y., Oct. 9

BAL	0 1 1	1 0 1	0 0 0	0 0 - 4	11	1
NY	1 1 0	0 0 0	1 1 0	1 - 5	11	0
W - Rivera	L - Myers	S - (none)	A - 56,495			

GAME 2 at Yankee Stadium, Bronx, N.Y., Oct. 10

BAL	0 0 2	0 0 0	2 1 0	- 5	10	0
NY	2 0 0	0 0 0	1 0 0	- 3	11	1
W - Wells	L - Nelson	S - Benitez	A - 56,432			

GAME 3 at Camden Yards, Baltimore, Oct. 11

NY	0 0 0	1 0 0	0 4 0	- 5	8	0
BAL	2 0 0	0 0 0	0 0 0	- 2	3	2
W - Key	L - Mussina	S - Wetteland	A - 48,635			

GAME 4 at Camden Yards, Baltimore, Oct. 12

NY	2 1 0	2 0 0	0 3 0	- 8	9	0
BAL	1 0 1	2 0 0	0 0 0	- 4	11	0
W - Weathers	L - Coppinger	S - (none)	A - 48,974			

GAME 5 at Camden Yards, Baltimore, Oct. 13

NY	0 0 6	0 0 0	0 0 0	- 6	11	0
BAL	0 0 0	0 0 1	0 1 2	- 4	4	1
W - Pettitte	L - Erickson	S - (none)	A - 48,718			



Third baseman Charlie Hayes catches the final out of the 1996 World Series.

1996 WORLD SERIES

The Yankees snapped a 17-year World Championship drought, coming back from a two-games-to-none deficit...Manager Joe Torre won in his first year at the helm...club came back from a 6-0 deficit in Game 4, with Jim Leyritz knotting the score at 6-6 with a three-run, eighth inning homer...Andy Pettitte outdueled John Smoltz, 1-0, in Game 5...Jimmy Key defeated Greg Maddux in the Game 6 clincher...John Wetteland saved each of the Yankees' victories, earning MVP honors.

Atlanta Braves (NL) 2
New York Yankees (AL) 4

GAME 1 at Yankee Stadium, Bronx, N.Y., Oct. 20

ATL	0 2 6	0 1 3	0 0 0	- 12	13	0
NY	0 0 0	0 1 0	0 0 0	- 1	4	1
W - Smoltz	L - Pettitte	S - (none)	A - 56,365			

GAME 2 at Yankee Stadium, Bronx, N.Y., Oct. 21

ATL	1 0 1	0 1 1	0 0 0	- 4	10	0
NY	0 0 0	0 0 0	0 0 0	- 0	7	1
W - Maddux	L - Key	S - (none)	A - 56,340			

GAME 3 at Fulton County Stadium, Atlanta, Oct. 22

NY	1 0 0	1 0 0	0 3 0	- 5	8	1
ATL	0 0 0	0 0 1	0 1 0	- 2	6	1
W - Cone	L - Glavine	S - Wetteland	A - 51,843			

GAME 4 at Fulton County Stadium, Atlanta, Oct. 23

NY	0 0 0	0 0 3	0 3 0	2 - 8	12	0
ATL	0 4 1	0 1 0	0 0 0	- 6	9	2
W - Lloyd	L - Avery	S - Wetteland	A - 51,881			

GAME 5 at Fulton County Stadium, Atlanta, Oct. 24

NY	0 0 0	1 0 0	0 0 0	- 1	4	1
ATL	0 0 0	0 0 0	0 0 0	- 0	5	1
W - Pettitte	L - Smoltz	S - Wetteland	A - 51,881			

GAME 6 at Yankee Stadium, Bronx, N.Y., Oct. 26

ATL	0 0 0	1 0 0	0 0 1	- 2	8	0
NY	0 0 3	0 0 0	0 0 X	- 3	8	1
W - Key	L - Maddux	S - Wetteland	A - 56,375			

1997 DIVISION SERIES

The Yankees' Game 1 win featured the first-ever back-to-back postseason homers (Tim Lincecum, Derek Jeter and Paul O'Neill)...O'Neill finished the series with a .421 batting average (8-for-19), 2HR and 7RBI, including a grand slam in Game 3...Mariano Rivera suffered a blown save in Game 4, on Sandy Alomar, Jr.'s eighth-inning solo home run...would not allow another run in his next 23 postseason appearances, spanning 33.1IP.

New York Yankees (AL) 2
Cleveland Indians (AL) 3

GAME 1 at Yankee Stadium, Bronx, N.Y., Sept. 30

CLE	5 0 0	1 0 0	0 0 0	- 6	11	0
NY	0 1 0	1 1 5	0 0 X	- 8	11	0
W - Mendoza	L - Plunk	S - Rivera	A - 57,398			

GAME 2 at Yankee Stadium, Bronx, N.Y., Oct. 2

CLE	0 0 0	5 2 0	0 0 0	- 7	11	1
NY	3 0 0	0 0 0	0 1 1	- 5	7	2
W - Wright	L - Pettitte	S - (none)	A - 57,360			

GAME 3 at Jacobs Field, Cleveland, Oct. 4

NY	1 0 1	4 0 0	0 0 0	- 6	4	1
CLE	0 1 0	0 0 0	0 0 0	- 1	5	1
W - Wells	L - Nagy	S - (none)	A - 45,274			

GAME 4 at Jacobs Field, Cleveland, Oct. 5

NY	2 0 0	0 0 0	0 0 0	- 2	9	1
CLE	0 1 0	0 0 0	0 1 1	- 3	9	0
W - Jackson	L - Mendoza	S - (none)	A - 45,231			

GAME 5 at Jacobs Field, Cleveland, Oct. 6

NY	0 0 0	0 2 1	0 0 0	- 3	12	0
CLE	0 0 3	1 0 0	0 0 X	- 4	7	2
W - Wright	L - Pettitte	S - Mesa	A - 45,203			

1998 DIVISION SERIES

The Yankees outscored Texas, 9-1, in the series, behind wins from David Wells, Andy Pettitte and David Cone...outfielder Shane Spencer had 4RBI in the series, including a three-run homer in Game 3.

New York Yankees (AL) 3
Texas Rangers (AL) 0

GAME 1 at Yankee Stadium, Bronx, N.Y., Sept. 29

TEX	0 0 0	0 0 0	0 0 0	-	0	5	0
NY	0 2 0	0 0 0	0 0 X	-	2	6	0
W-Wells	L-Stottlemire	S-Rivera	A-57,362				

GAME 2 at Yankee Stadium, Bronx, N.Y., Sept. 30

TEX	0 0 0	0 1 0	0 0 0	-	1	5	0
NY	0 1 0	2 0 0	0 0 X	-	3	8	0
W-Pettitte	L-Helling	S-Rivera	A-57,360				

GAME 3 at The Ballpark in Arlington, Texas, Oct. 2

NY	0 0 0	0 0 4	0 0 0	-	4	9	1
TEX	0 0 0	0 0 0	0 0 0	-	0	3	1
W-Cone	L-Sele	S-(none)	A-49,950				

1998 CHAMPIONSHIP SERIES

The Yankees won the final three games of the series, taking the series in six...their Game 4 win featured 7.0 scoreless IP from starter Orlando Hernandez...David Wells earned series MVP honors with wins in Games 1 and 5.

Cleveland Indians (AL) 2
New York Yankees (AL) 4

GAME 1 at Yankee Stadium, Bronx, N.Y., Oct. 6

CLE	0 0 0	0 0 0	0 0 2	-	2	5	0
NY	5 0 0	0 0 1	1 0 X	-	7	11	0
W-Wells	L-Wright	S-(none)	A-57,138				

GAME 2 at Yankee Stadium, Bronx, N.Y., Oct. 7

CLE	0 0 0	1 0 0	0 0 0	0 3	-	4	8	1
NY	0 0 0	0 0 0	1 0 0	0 0	-	1	7	1
W-Burba	L-Nelson	S-Jackson	A-57,128					

GAME 3 at Jacobs Field, Cleveland, Oct. 9

NY	1 0 0	0 0 0	0 0 0	-	1	4	0
CLE	0 2 0	0 4 0	0 0 X	-	6	12	0
W-Colon	L-Pettitte	S-(none)	A-44,904				

GAME 4 at Jacobs Field, Cleveland, Oct. 10

NY	1 0 0	2 0 0	0 0 1	-	4	4	0
CLE	0 0 0	0 0 0	0 0 0	-	0	4	3
W-Hernandez	L-Gooden	S-(none)	A-44,981				

GAME 5 at Jacobs Field, Cleveland, Oct. 11

NY	3 1 0	1 0 0	0 0 0	-	5	6	0
CLE	2 0 0	0 0 1	0 0 0	-	3	8	0
W-Wells	L-Ogea	S-Rivera	A-44,966				

GAME 6 at Yankee Stadium, Bronx, N.Y., Oct. 13

CLE	0 0 0	0 5 0	0 0 0	-	5	8	3
NY	2 1 3	0 0 3	0 0 X	-	9	11	1
W-Cone	L-Nagy	S-(none)	A-57,142				



Orlando Hernandez recorded the first of nine career post-season wins with the Yankees in Game 4 of the 1998 ALCS vs. Cleveland.

1998 WORLD SERIES

The Yankees swept the Padres to finish with a 125-50 overall record (including the postseason), setting the all-time mark for most wins in a season...trailing, 5-2, in Game 1 at Yankee Stadium, Chuck Knoblauch's three-run HR tied the game and Tino Martinez's grand slam put the Yankees ahead in the seventh...also came back from a 3-0 deficit after six innings in Game 3 with Series MVP Scott Brosius hitting a leadoff HR in the seventh and a three-run HR in the eighth...Mariano Rivera notched three saves, marking his highest total in a single World Series.

San Diego Padres (NL) 0
New York Yankees (AL) 4

GAME 1 at Yankee Stadium, Bronx, N.Y., Oct. 17

SD	0 0 2	0 3 0	0 1 0	-	6	8	1
NY	0 2 0	0 0 0	7 0 X	-	9	9	1
W-Wells	L-Wall	S-Rivera	A-56,712				

GAME 2 at Yankee Stadium, Bronx, N.Y., Oct. 18

SD	0 0 0	0 1 0	0 2 0	-	3	10	1
NY	3 3 1	0 2 0	0 0 X	-	9	16	0
W-Hernandez	L-Ashby	S-(none)	A-56,692				

GAME 3 at Qualcomm Stadium, San Diego, Oct. 20

NY	0 0 0	0 0 0	2 3 0	-	5	9	1
SD	0 0 0	0 0 3	0 1 0	-	4	7	1
W-Mendoza	L-Hoffman	S-Rivera	A-64,667				

GAME 4 at Qualcomm Stadium, San Diego, Oct. 21

NY	0 0 0	0 0 1	0 2 0	-	3	9	0
SD	0 0 0	0 0 0	0 0 0	-	0	7	0
W-Pettitte	L-Brown	S-Rivera	A-65,427				



Mariano Rivera [L] celebrates with Joe Girardi after the final out of the 1998 World Series.

1999 DIVISION SERIES

The Yankees defeated the Rangers in the ALDS for the third time in three attempts over a four-year stretch...outscored them 14-1 in the series...in Game 1, Orlando Hernandez limited Texas to 2H over 8.0 scoreless IP and Bernie Williams drove in six runs, which ties Bobby Richardson (1960 WS, Game 3) and Hideki Matsui (2009 WS, Game 6) for the most in a single postseason game in franchise history.

Texas Rangers (AL) 0
New York Yankees (AL) 3

GAME 1 at Yankee Stadium, Bronx, N.Y., Oct. 5

TEX	0 0 0	0 0 0	0 0 0	-	0	2	1
NY	0 1 0	0 2 4	0 1 X	-	8	10	0
W-O.Hernandez	L-Sele	S-(none)	A-57,099				

GAME 2 at Yankee Stadium, Bronx, N.Y., Oct. 7

TEX	0 0 0	1 0 0	0 0 0	-	1	7	0
NY	0 0 0	0 1 0	1 1 X	-	3	7	2
W-Pettitte	L-Helling	S-Rivera	A-57,485				

GAME 3 at The Ballpark in Arlington, Texas, Oct. 9

NY	3 0 0	0 0 0	0 0 0	-	3	6	0
TEX	0 0 0	0 0 0	0 0 0	-	0	5	1
W-Clemens	L-Loaiza	S-(none)	A-50,269				

1999 CHAMPIONSHIP SERIES

The Yankees won their first-ever postseason meeting vs. Boston...Bernie Williams won Game 1 with a 10th-inning walk-off home run...the club had a 12-game postseason winning streak snapped in a Game 3 loss...Derek Jeter led the Yankees with a .350 (7-for-20) batting average.

Boston Red Sox (AL) 1
New York Yankees (AL) 4

GAME 1 at Yankee Stadium, Bronx, N.Y., Oct. 13

BOS	2	1	0	0	0	0	0	0	-	3	8	3	
NY	0	2	0	0	0	1	0	0	1	-	4	10	1
W - Rivera	L - Beck	S - (none)	A - 57,181										

GAME 2 at Yankee Stadium, Bronx, N.Y., Oct. 14

BOS	0	0	0	2	0	0	0	-	2	10	0	
NY	0	0	0	1	0	2	0	X	-	3	7	0
W - Cone	L - R. Martinez	S - Rivera	A - 57,180									

GAME 3 at Fenway Park, Boston, Oct. 16

NY	0	0	0	0	0	1	0	-	1	3	3	
BOS	2	2	2	2	1	4	0	X	-	13	21	1
W - P. Martinez	L - Clemens	S - (none)	A - 33,190									

GAME 4 at Fenway Park, Boston, Oct. 17

NY	0	1	0	2	0	0	0	6	-	9	11	0
BOS	0	1	1	0	0	0	0	0	-	2	10	4
W - Pettitte	L - Saberhagen	S - Rivera	A - 33,586									

GAME 5 at Fenway Park, Boston, Oct. 18

NY	2	0	0	0	0	2	0	2	-	6	11	1
BOS	0	0	0	0	0	0	1	0	-	1	5	2
W - Hernandez	L - Mercker	S - Mendoza	A - 33,589									

1999 WORLD SERIES

The Yankees recorded their second straight World Series sweep...in recording a Game 1 win, Orlando Hernandez allowed just 1R on 1H in 7.0IP (10K)...David Cone followed with 7.0 scoreless innings on 1H in Game 2...Chad Curtis hit a 10th-inning walk-off homer in Game 3...the Game 4 win extended the Yankees' World Series winning streak to 12 games.

Atlanta Braves (NL) 0
New York Yankees (AL) 4

GAME 1 at Turner Field, Atlanta, Oct. 23

NY	0	0	0	0	0	4	0	-	4	6	0	
ATL	0	0	0	1	0	0	0	0	-	1	2	2
W - Hernandez	L - Maddux	S - Rivera	A - 51,342									

GAME 2 at Turner Field, Atlanta, Oct. 24

NY	3	0	2	1	1	0	0	0	0	-	7	14	1
ATL	0	0	0	0	0	0	2	-	2	5	1		
W - Cone	L - Millwood	S - (none)	A - 51,226										

GAME 3 at Yankee Stadium, Bronx, N.Y., Oct. 26

ATL	1	0	3	1	0	0	0	0	0	-	5	14	1
NY	1	0	0	0	1	0	2	0	1	-	6	9	0
W - Rivera	L - Remlinger	S - (none)	A - 56,794										

GAME 4 at Yankee Stadium, Bronx, N.Y., Oct. 27

ATL	0	0	0	0	0	0	1	0	-	1	5	0	
NY	0	0	3	0	0	0	0	1	X	-	4	8	0
W - Clemens	L - Smoltz	S - Rivera	A - 56,752										

2000 DIVISION SERIES

The Yankees dropped Game 1 of a postseason series for the first time since the 1996 World Series, snapping a winning streak of seven such games...also lost Game 4 at Yankee Stadium, snapping their home postseason winning streak at 10 games...Andy Pettitte and Mariano Rivera shut out the A's, 4-0, in Game 2...the Yankees scored 6R in the first inning of the deciding Game 5 in Oakland to provide the margin of victory in a 7-5 win.

New York Yankees (AL) 3
Oakland Athletics (AL) 2

Game 1 at Network Associates Coliseum, Oak., Oct. 3

NY	0	2	0	0	0	1	0	0	0	-	3	7	0
OAK	0	0	0	3	1	0	1	X	-	5	10	2	
W - Heredia	L - Clemens	S - Isringhausen	A - 47,360										

Game 2 at Network Associates Coliseum, Oak., Oct. 4

NY	0	0	0	0	3	0	0	1	-	4	8	1	
OAK	0	0	0	0	0	0	0	0	-	0	6	1	
W - Pettitte	L - Appier	S - Rivera	A - 47,860										

Game 3 at Yankee Stadium, Bronx, N.Y., Oct. 6

OAK	0	1	0	0	1	0	0	0	0	-	2	4	2
NY	0	2	0	1	0	0	1	X	-	4	6	1	
W - Hernandez	L - Hudson	S - Rivera	A - 56,606										

Game 4 at Yankee Stadium, Bronx, N.Y., Oct. 7

OAK	3	0	0	0	3	0	1	4	-	11	11	0
NY	0	0	0	0	1	0	0	0	-	1	8	0
W - Zito	L - Clemens	S - (none)	A - 56,915									

Game 5 at Network Associates Coliseum, Oak., Oct. 8

NY	6	0	0	1	0	0	0	0	0	-	7	12	0
OAK	0	2	1	0	0	0	0	0	0	-	5	13	0
W - Stanton	L - Heredia	S - Rivera	A - 41,170										

2000 CHAMPIONSHIP SERIES

The Yankees scored 19 of their 31 total runs in the series in the seventh-inning-or-later, including three come-from-behind victories... MVP David Justice hit 2HR and had a series-best 8RBI...Bernie Williams hit .435 (10-for-23)...Roger Clemens struck out 15 batters while tossing a 1H, 2BB complete-game shutout in Game 4 at Seattle.

Seattle Mariners (AL) 2
New York Yankees (AL) 4

Game 1 at Yankee Stadium, Bronx, N.Y., Oct. 10

SEA	0	0	0	1	1	0	0	0	0	-	2	5	0
NY	0	0	0	0	0	0	0	0	0	-	0	6	1
W - Garcia	L - Neagle	S - Sasaki	A - 54,481										

Game 2 at Yankee Stadium, Bronx, N.Y., Oct. 11

SEA	0	0	1	0	0	0	0	0	0	-	1	7	2
NY	0	0	0	0	0	0	0	7	X	-	7	14	0
W - Hernandez	L - Rhodes	S - (none)	A - 55,317										

Game 3 at Safeco Field, Seattle, Oct. 13

NY	0	2	1	0	0	1	0	0	4	-	8	13	0
SEA	1	0	0	0	1	0	0	0	0	-	2	10	1
W - Pettitte	L - Sele	S - Rivera	A - 47,827										

Game 4 at Safeco Field, Seattle, Oct. 14

NY	0	0	0	0	3	0	2	0	-	5	5	0
SEA	0	0	0	0	0	0	0	0	-	0	1	0
W - Clemens	L - Abbott	S - (none)	A - 47,803									

Game 5 at Safeco Field, Seattle, Oct. 15

NY	0	0	0	2	0	0	0	0	0	-	2	8	0
SEA	1	0	0	0	5	0	0	0	X	-	6	8	0
W - Garcia	L - Neagle	S - (none)	A - 47,802										

Game 6 at Yankee Stadium, Bronx, N.Y., Oct. 17

SEA	2	0	2	0	0	0	3	0	-	7	10	0	
NY	0	0	0	3	0	0	6	0	X	-	9	11	0
W - Hernandez	L - Paniagua	S - (none)	A - 56,598										

2000 WORLD SERIES

Marked the first "Subway Series" since the Yankees-Dodgers matchup in 1956...the Yankees were victorious in Games 1 and 5 in their last at-bat, winning on a 12th-inning single from Jose Vizcaino and a ninth-inning Luis Sojo single, respectively...Derek Jeter was named Series MVP, batting .409 (9-for-22) with 6R and 2 solo HR, including one on the first pitch of Game 4.

New York Mets (NL) 1
New York Yankees (AL) 4

Game 1 at Yankee Stadium, Bronx, N.Y., Oct. 21

NYM	0 0 0	0 0 0	3 0 0	0 0 0	-	3	10	0
NYY	0 0 0	0 0 2	0 0 1	0 0 1	-	4	12	0
W-	Stanton	L-	Wendell	S-	(none)	A-	55,913	

Game 2 at Yankee Stadium, Bronx, N.Y., Oct. 22

NYM	0 0 0	0 0 0	0 0 5	-	5	7	3
NYY	2 1 0	0 1 0	1 1 X	-	6	12	1
W-	Clemens	L-	Hampton	S-	(none)	A-	56,059

Game 3 at Shea Stadium, Bronx, N.Y., Oct. 24

NYY	0 0 1	1 0 0	0 0 0	-	2	8	0
NYM	0 1 0	0 0 1	0 2 X	-	4	9	0
W-	J. Franco	L-	Hernandez	S-	Benitez	A-	55,299

Game 4 at Shea Stadium, Bronx, N.Y., Oct. 25

NYY	1 1 1	0 0 0	0 0 0	-	3	8	0
NYM	0 0 2	0 0 0	0 0 0	-	2	6	1
W-	Nelson	L-	B. Jones	S-	Rivera	A-	55,290

Game 5 at Shea Stadium, Bronx, N.Y., Oct. 26

NYY	0 1 0	0 0 1	0 0 2	-	4	7	1
NYM	0 2 0	0 0 0	0 0 0	-	2	8	1
W-	Stanton	L-	Leiter	S-	Rivera	A-	55,292

2001 DIVISION SERIES

The postseason began less than a month after the attacks of 9/11...after losing Games 1 and 2, the Yankees won three straight...were held to just two hits in Game 3 at Oakland but won, 1-0, behind Mike Mussina (7.0IP), Mariano Rivera (2.0IP) and Jorge Posada's fifth-inning solo home run...the game also featured Derek Jeter's famous "Flip Play," which nailed Jeremy Giambi at the plate in the seventh.

New York Yankees (AL) 3
Oakland Athletics (AL) 2

Game 1 at Yankee Stadium, Bronx, N.Y., Oct. 10

OAK	1 0 0	1 0 0	1 2 0	-	5	10	1
NYY	0 0 0	0 1 0	0 2 0	-	3	10	1
W-	Mulder	L-	Clemens	S-	Isringhausen	A-	56,697

Game 2 at Yankee Stadium, Bronx, N.Y., Oct. 11

OAK	0 0 0	1 0 0	0 0 1	-	2	9	0
NYY	0 0 0	0 0 0	0 0 0	-	0	7	1
W-	Hudson	L-	Pettitte	S-	Isringhausen	A-	56,684

Game 3 at Network Associates Coliseum, Oak., Oct. 13

NYY	0 0 0	0 1 0	0 0 0	-	1	2	0
OAK	0 0 0	0 0 0	0 0 0	-	0	6	1
W-	Mussina	L-	Zito	S-	Rivera	A-	55,861

Game 4 at Network Associates Coliseum, Oak., Oct. 14

NYY	0 2 2	3 0 0	0 0 2	-	9	11	1
OAK	0 0 2	0 0 0	0 0 0	-	2	11	1
W-	Hernandez	L-	Lidle	S-	(none)	A-	43,681

Game 5 at Yankee Stadium, Bronx, N.Y., Oct. 15

OAK	1 1 0	0 1 0	0 0 0	-	3	7	3
NYY	0 2 1	1 0 1	0 0 X	-	5	10	1
W-	Stanton	L-	Mulder	S-	Rivera	A-	56,642



Derek Jeter [R] makes his famous "Flip Play" relay throw to Jorge Posada in Game 3 of the 2001 ALDS at Oakland.

2001 CHAMPIONSHIP SERIES

The Yankees defeated a Seattle club that won an AL-record 116 games during the regular season...Andy Pettitte was named Series MVP, going 2-0 with a 2.51 ERA...Game 4 ended on Alfonso Soriano's two-run walk-off homer in the ninth...Bernie Williams homered in three consecutive games (Games 3-5).

New York Yankees (AL) 4
Seattle Mariners (AL) 1

Game 1 at Safeco Field, Seattle, Oct. 17

NYY	0 1 0	2 0 0	0 0 1	-	4	9	0
SEA	0 0 0	0 1 0	0 0 1	-	2	4	0
W-	Pettitte	L-	Sele	S-	Rivera	A-	47,644

Game 2 at Safeco Field, Seattle, Oct. 18

NYY	0 3 0	0 0 0	0 0 0	-	3	9	1
SEA	0 0 0	2 0 0	0 0 0	-	2	6	0
W-	Mussina	L-	Garcia	S-	Rivera	A-	47,791

Game 3 at Yankee Stadium, Bronx, N.Y., Oct. 20

SEA	0 0 0	0 2 7	2 1 2	-	14	15	0
NYY	2 0 0	0 0 0	0 1 0	-	3	7	2
W-	Moyer	L-	Hernandez	S-	(none)	A-	56,517

Game 4 at Yankee Stadium, Bronx, N.Y., Oct. 21

SEA	0 0 0	0 0 0	0 1 0	-	1	2	0
NYY	0 0 0	0 0 0	0 1 2	-	3	4	0
W-	Rivera	L-	Sasaki	S-	(none)	A-	56,375

Game 5 at Yankee Stadium, Bronx, N.Y., Oct. 22

SEA	0 0 0	0 0 0	3 0 0	-	3	9	1
NYY	0 0 4	1 0 4	0 3 X	-	12	13	1
W-	Pettitte	L-	Sele	S-	(none)	A-	56,370

2001 WORLD SERIES

All games were won by the home team in one of the most thrilling World Series of all time...President George W. Bush threw out the ceremonial first pitch prior Game 3 at Yankee Stadium...the Yankees came back from two-run deficits with two outs in the ninth vs. Arizona's Byung-Hyun Kim in both Games 4 and 5...Tino Martinez tied Game 4 with a two-run home run and Derek Jeter earned the nickname, "Mr. November," with a solo HR to win it in the 10th...Scott Brosius hit a two-run homer to tie Game 5 before Alfonso Soriano won the game with an RBI-single in the 12th...despite taking a 2-1 lead on a Soriano solo homer in the eighth inning of Game 7, the Yankees lost the Series after Mariano Rivera allowed two runs in the ninth with the winning run scoring on a bloop single by Luis Gonzalez.

New York Yankees (AL) 3
Arizona Diamondbacks (NL) 4

Game 1 at Bank One Ballpark, Phoenix, Ariz., Oct. 27

NY Yankees	1	0	0	0	0	0	0	0	0	-	1	3	2
ARI	1	0	4	0	0	0	0	0	X	-	9	10	0
W - Schilling	L - Mussina	S - (none)	A - 49,646										

Game 2 at Bank One Ballpark, Phoenix, Ariz., Oct. 28

NY Yankees	0	0	0	0	0	0	0	0	0	-	0	3	0
ARI	0	1	0	0	0	0	3	0	X	-	4	5	0
W - Johnson	L - Pettitte	S - (none)	A - 49,646										

Game 3 at Yankee Stadium, Bronx, N.Y., Oct. 30

ARI	0	0	0	1	0	0	0	0	0	-	1	3	3
NY Yankees	0	1	0	0	0	1	0	0	X	-	2	7	1
W - Clemens	L - Anderson	S - Rivera	A - 55,820										

Game 4 at Yankee Stadium, Bronx, N.Y., Oct. 31

ARI	0	0	0	1	0	0	0	2	0	0	-	3	6	0
NY Yankees	0	0	1	0	0	0	0	2	1	-	4	7	0	0
W - Rivera	L - Kim	S - (none)	A - 55,863											

Game 5 at Yankee Stadium, Bronx, N.Y., Nov. 1

NY Yankees	0	0	0	0	2	0	0	0	0	0	-	2	8	0	
NY Yankees	0	0	0	0	0	0	0	2	0	0	1	-	3	9	1
W - Hitchcock	L - Lopez	S - (none)	A - 56,018												

Game 6 at Bank One Ballpark, Phoenix, Ariz., Nov. 3

NY Yankees	0	0	0	0	2	0	0	0	0	-	2	7	1	0	
ARI	1	3	8	3	0	0	0	0	X	-	15	22	0	0	
W - Johnson	L - Pettitte	S - (none)	A - 49,707												

Game 7 at Bank One Ballpark, Phoenix, Ariz., Nov. 4

NY Yankees	0	0	0	0	0	1	1	0	0	-	2	6	3	0	
ARI	0	0	0	0	1	0	0	2	-	-	3	11	0	0	
W - Johnson	L - Rivera	S - (none)	A - 49,589												



Tino Martinez sets the stage for an improbable Yankees comeback with a game-tying, two-out, two-run, ninth-inning home run in Game 4 of the 2001 World Series.



Derek Jeter becomes "Mr. November" with his game-winning home run in Game 4 of the 2001 World Series vs. Arizona.



Scott Brosius ties Game 5 of the 2001 World Series with his two-out, ninth-inning HR off Arizona's Byung-Hyun Kim.

2002 DIVISION SERIES

The Yankees had their Division Series winning streak snapped at four, losing their first DS since 1997 vs. Cleveland...Derek Jeter batted .500 (8-for-16) with 2HR and 3RBI.

Anaheim Angels (AL)	3
New York Yankees (AL)	1

Game 1 at Yankee Stadium, Bronx, N.Y., Oct. 1

ANA	0	0	1	0	2	1	0	0	1	0	-	5	12	0	
NY Yankees	1	0	0	2	1	0	0	4	X	-	8	8	1	0	
W - Karsay	L - Weber	S - Rivera	A - 56,710												

Game 2 at Yankee Stadium, Bronx, N.Y., Oct. 2

ANA	1	2	1	0	0	0	0	3	1	-	8	17	1	0	
NY Yankees	0	0	1	2	0	2	0	0	1	-	6	12	1	0	
W - Rodriguez	L - Hernandez	S - Percival	A - 56,695												

Game 3 at Edison International Field, Anaheim, Oct. 4

NY Yankees	3	0	3	0	0	0	0	0	0	-	6	6	0	0	
ANA	0	1	2	1	0	1	3	X	-	-	9	12	0	0	
W - Rodriguez	L - Stanton	S - Percival	A - 45,072												

Game 4 at Edison International Field, Anaheim, Oct. 5

NY Yankees	0	1	0	0	1	1	0	1	0	-	5	12	2	0	
ANA	0	0	1	0	8	0	0	0	X	-	9	15	1	0	
W - Washburn	L - Wells	S - (none)	A - 45,067												

2003 DIVISION SERIES

The Yankees held Minnesota to just six runs in four games, including one run in each of Games 2, 3 and 4...Derek Jeter batted .429 (6-for-14) with 1HR.

Minnesota Twins (AL)	1
New York Yankees (AL)	3

GAME 1 at Yankee Stadium, Bronx, N.Y., Sept. 30

MIN	0	0	1	0	0	2	0	0	0	-	3	8	0	0	
NY Yankees	0	0	0	0	0	0	0	0	1	-	1	9	1	0	
W - Hawkins	L - Mussina	S - Guardado	A - 56,292												

GAME 2 at Yankee Stadium, Bronx, N.Y., Oct. 2

MIN	0	0	0	0	1	0	0	0	0	-	1	4	1	0	
NY Yankees	1	0	0	0	0	0	3	0	X	-	4	8	1	0	
W - Pettitte	L - Radke	S - Rivera	A - 56,479												

GAME 3 at Metrodome, Minneapolis, Oct. 4

NY Yankees	0	2	1	0	0	0	0	0	0	-	3	8	1	0	
MIN	0	0	1	0	0	0	0	0	0	-	1	5	0	0	
W - Clemens	L - Lohse	S - Rivera	A - 55,915												

GAME 4 at Metrodome, Minneapolis, Oct. 5

NY Yankees	0	0	0	0	6	0	0	1	1	-	8	13	0	0	
MIN	0	0	0	1	0	0	0	0	0	-	1	9	1	0	
W - Wells	L - Santana	S - (none)	A - 55,875												

2003 CHAMPIONSHIP SERIES

Defined by the final game, the Series was won on Aaron Boone's first pitch leadoff home run off Tim Wakefield in the bottom of the 11th inning of Game 7...tin the contest, the Yankees came back from a 5-2 deficit heading into the bottom of the eighth...Mike Mussina made his first-ever relief appearance, getting a strikeout and double play with two on and no outs in the fourth to keep the Yankees in the game...tossed 3.0 scoreless IP on two days' rest...Jason Giambi hit solo homers in the fifth and seventh...the Yankees scored three runs in the eighth off Pedro Martinez to tie the game, 5-5...Mariano Rivera tossed 3.0 scoreless innings, pitching the ninth, 10th and 11th, to earn the win.

Boston Red Sox (AL) 3
New York Yankees (AL) 4

GAME 1 at Yankee Stadium, Bronx, N.Y., Oct. 8
BOS 0 0 0 2 2 0 1 0 0 - 5 13 0
NYY 0 0 0 0 0 0 2 0 0 - 2 3 0
W-Wakefield L-Mussina S-Williamson A-56,281

GAME 2 at Yankee Stadium, Bronx, N.Y., Oct. 9
BOS 0 1 0 0 0 1 0 0 0 - 2 10 1
NYY 0 2 1 0 1 0 2 0 X - 6 8 0
W-Pettitte L-Lowe S-(none) A-56,295

GAME 3 at Fenway Park, Boston, Oct. 11
NYY 0 1 1 2 0 0 0 0 0 - 4 7 0
BOS 2 0 0 0 0 1 0 0 0 - 3 6 0
W-Clemens L-Martinez S-Rivera A-34,209

GAME 4 at Fenway Park, Boston, Oct. 13
NYY 0 0 0 0 1 0 0 0 1 - 2 6 1
BOS 0 0 0 1 1 0 1 0 X - 3 6 0
W-Wakefield L-Mussina S-Williamson A-34,599

GAME 5 at Fenway Park, Boston, Oct. 14
NYY 0 3 0 0 0 0 0 1 0 - 4 7 1
BOS 0 0 0 1 0 0 0 1 0 - 2 6 1
W-Wells L-Lowe S-Rivera A-34,619

GAME 6 at Yankee Stadium, Bronx, N.Y., Oct. 15
BOS 0 0 4 0 0 0 3 0 2 - 9 16 1
NYY 1 0 0 4 1 0 0 0 0 - 6 12 2
W-Embree L-Contreras S-Williamson A-56,277

GAME 7 at Yankee Stadium, Bronx, N.Y., Oct. 16
BOS 0 3 0 1 0 0 0 1 0 0 - 5 11 0
NYY 0 0 0 0 1 0 1 3 0 1 - 6 11 1
W-Rivera L-Wakefield S-(none) A-56,279



Aaron Boone wins Game 7 of the 2003 ALCS with his 11th inning home run off Boston's Tim Wakefield.

2003 WORLD SERIES

The Yankees outscored Florida, 21-17, in defeat... Andy Pettitte allowed just 3R (1ER) in 15.2IP over two starts, including a win in Game 2 and a loss in the decisive Game 6... Bernie Williams batted .400 (10-for-25) with 5R, 2HR and 5RBI.

Florida Marlins (NL) 4
New York Yankees (AL) 2

GAME 1 at Yankee Stadium, Bronx, N.Y., Oct. 18
FLA 1 0 0 0 2 0 0 0 0 - 3 7 1
NYY 0 0 1 0 0 1 0 0 0 - 2 9 0
W-Penny L-Wells S-Urbina A-55,769

GAME 2 at Yankee Stadium, Bronx, N.Y., Oct. 19
FLA 0 0 0 0 0 0 0 1 - 1 6 0
NYY 3 1 0 2 0 0 0 0 X - 6 10 2
W-Pettitte L-Redman S-(none) A-55,750

GAME 3 at Pro Player Stadium, Miami, Oct. 21
NYY 0 0 0 1 0 0 0 1 4 - 6 6 1
FLA 1 0 0 0 0 0 0 0 0 - 1 8 0
W-Mussina L-Beckett S-Rivera A-65,731

GAME 4 at Pro Player Stadium, Miami, Oct. 22
NYY 0 1 0 0 0 0 0 2 0 0 0 - 3 12 0
FLA 3 0 0 0 0 0 0 0 0 1 - 4 10 0
W-Looper L-Weaver S-(none) A-65,934

GAME 5 at Pro Player Stadium, Miami, Oct. 23
NYY 1 0 0 0 0 1 0 2 - 4 12 1
FLA 0 3 0 1 2 0 0 0 X - 6 9 1
W-Penny L-Contreras S-Urbina A-65,975

GAME 6 at Yankee Stadium, Bronx, N.Y., Oct. 25
FLA 0 0 0 0 1 1 0 0 0 - 2 7 0
NYY 0 0 0 0 0 0 0 0 0 - 0 5 1
W-Beckett L-Pettitte S-(none) A-55,773

2004 DIVISION SERIES

The Yankees defeated Minnesota in the ALDS for the second straight season...won Game 2 scoring twice in the 12th inning and Game 4 with one run in the 11th...Alex Rodriguez batted .421 (8-for-19) with 1HR and 3RBI

Minnesota Twins (AL) 1
New York Yankees (AL) 3

GAME 1 at Yankee Stadium, Bronx, N.Y., Oct. 5
MIN 0 0 1 0 0 1 0 0 0 - 2 7 0
NYY 0 0 0 0 0 0 0 0 0 - 0 9 0
W-Santana L-Mussina S-Nathan A-55,749

GAME 2 at Yankee Stadium, Bronx, N.Y., Oct. 6
MIN 1 2 0 0 0 0 2 0 0 1 - 6 12 0
NYY 1 0 2 0 1 0 1 0 0 0 2 - 7 9 0
W-Quantrill L-Nathan S-(none) A-56,354

GAME 3 at Metrodome, Minneapolis, Oct. 8
NYY 0 3 0 0 0 4 1 0 0 - 8 14 1
MIN 1 0 0 0 0 0 0 3 - 4 12 1
W-Brown L-Silva S-(none) A-54,803

GAME 4 at Metrodome, Minneapolis, Oct. 9
NYY 0 0 1 0 0 0 0 4 0 1 - 6 11 0
MIN 1 0 0 1 3 0 0 0 0 0 - 5 12 1
W-Rivera L-Lohse S-(none) A-52,498

2004 CHAMPIONSHIP SERIES

The Yankees lost their first-ever postseason series after being up 3-games-to-0...scored 19 runs in their Game 3 win, marking the most ever by one team in an ALCS game...Hideki Matsui batted .412 (14-for-34) with 6 doubles, 1 triple, 2HR and 10RBI in the series, establishing the all-time mark for extra-base hits in a postseason series and ALCS marks for hits (since tied by Boston's Kevin Youkilis in 2007), total bases and doubles.

Boston Red Sox (AL) 4
New York Yankees (AL) 3

GAME 1 at Yankee Stadium, Bronx, N.Y., Oct. 12

BOS 0 0 0 0 0 5 2 0 - 7 10 0
 NYY 2 0 4 0 0 2 0 2 X - 10 14 0
 W - Mussina L - Schilling S - Rivera A - 56,135

GAME 2 at Yankee Stadium, Bronx, N.Y., Oct. 13

BOS 0 0 0 0 0 0 1 0 - 1 5 0
 NYY 1 0 0 0 0 2 0 0 - 3 7 0
 W - Lieber L - Martinez S - Rivera A - 56,136

GAME 3 at Fenway Park, Boston, Oct. 16

NYY 3 0 3 5 2 0 4 0 2 - 19 22 1
 BOS 0 4 2 0 0 0 2 0 0 - 8 15 0
 W - Vazquez L - Mendoza S - (none) A - 35,126

GAME 4 at Fenway Park, Boston, Oct. 17

NYY 0 0 2 0 0 2 0 0 0 0 0 - 4 12 1
 BOS 0 0 0 0 3 0 0 1 0 0 2 - 6 8 0
 W - Leskanic L - Quantrill S - (none) A - 35,826

GAME 5 at Fenway Park, Boston, Oct. 18

NYY 0 1 0 0 0 3 0 0 0 0 0 0 - 4 12 1
 BOS 2 0 0 0 0 0 2 0 0 0 0 1 - 5 13 1
 W - Wakefield L - Loaiza S - (none) A - 35,120

GAME 6 at Yankee Stadium, Bronx, N.Y., Oct. 19

BOS 0 0 0 4 0 0 0 0 0 - 4 11 0
 NYY 0 0 0 0 0 1 1 0 - 2 6 0
 W - Schilling L - Lieber S - Foulke A - 56,128

GAME 7 at Yankee Stadium, Bronx, N.Y., Oct. 20

BOS 2 4 0 2 0 0 1 1 - 10 13 0
 NYY 0 0 1 0 0 0 2 0 0 - 3 5 1
 W - Lowe L - Brown S - (none) A - 56,129

2005 DIVISION SERIES

Mariano Rivera saved both of the Yankees' victories...Derek Jeter tied for the team lead in both RBI (5) and runs scored (4).

New York Yankees (AL) 2
Los Angeles Angels of Anaheim (AL) 3

GAME 1 at Angel Stadium, Anaheim, Oct. 4

NYY 3 1 0 0 0 0 0 0 - 4 9 0
 LAA 0 0 0 0 0 1 0 1 - 2 7 0
 W - Mussina L - Colon S - Rivera A - 45,142

GAME 2 at Angel Stadium, Anaheim, Oct. 5

NYY 0 1 0 0 1 0 0 1 - 3 6 3
 LAA 0 0 0 0 1 1 2 1 X - 5 7 0
 W - Escobar L - Wang S - Rodriguez A - 45,150

GAME 3 at Yankee Stadium, Bronx, N.Y., Oct. 7

LAA 3 0 2 0 0 2 2 2 0 - 11 19 1
 NYY 0 0 0 4 2 0 0 1 0 - 7 12 2
 W - Shields L - Small S - (none) A - 56,277

GAME 4 at Yankee Stadium, Bronx, N.Y., Oct. 9

LAA 0 0 0 0 0 2 0 0 - 2 4 0
 NYY 0 0 0 0 0 1 2 0 X - 3 4 1
 W - Leiter L - Shields S - Rivera A - 56,226

GAME 5 at Angel Stadium, Anaheim, Oct. 10

NYY 0 2 0 0 0 0 1 0 0 - 3 11 0
 LAA 0 3 2 0 0 0 0 0 X - 5 9 0
 W - Santana L - Mussina S - Rodriguez A - 45,133

2006 DIVISION SERIES

Chien-Ming Wang recorded his first career postseason win in Game 1...Derek Jeter (8-for-16) and Jorge Posada (7-for-14) combined for 15 of the team's 33 overall hits.

Detroit Tigers (AL) 3
New York Yankees (AL) 1

GAME 1 at Yankee Stadium, Bronx, N.Y., Oct. 3

DET 0 0 0 0 3 0 1 0 0 - 4 12 1
 NYY 0 0 5 0 0 2 0 0 X - 8 14 0
 W - Wang L - Robertson S - (none) A - 56,291

GAME 2 at Yankee Stadium, Bronx, N.Y., Oct. 5

DET 0 1 0 0 1 1 1 0 0 - 4 8 0
 NYY 0 0 0 3 0 0 0 0 0 - 3 8 1
 W - Walker L - Mussina S - Jones A - 56,252

GAME 3 at Comerica Park, Detroit, Oct. 6

NYY 0 0 0 0 0 0 0 0 0 - 0 5 0
 DET 0 3 0 0 0 2 1 0 X - 6 10 0
 W - Rogers L - Johnson S - (none) A - 43,440

GAME 4 at Comerica Park, Detroit, Oct. 7

NYY 0 0 0 0 0 0 1 0 2 - 3 6 2
 DET 0 3 1 0 3 1 0 0 X - 8 13 0
 W - Bonderman L - Wright S - (none) A - 43,126

2007 DIVISION SERIES

The Yankees were outhit, .315 to .228, in the series...the Yankees' 2-1, 11-inning loss in Game 2 featured the unusual postseason debut of Joba Chamberlain, who allowed the go-ahead run in the eighth on 2BB, 2WP and 1HP while "midges" descended on the pitcher's mound.

New York Yankees (AL) 1
Cleveland Indians (AL) 3

GAME 1 at Jacobs Field, Cleveland, Oct. 4

NYY 1 0 0 1 1 0 0 0 0 - 3 5 0
 CLE 3 0 1 0 5 2 0 1 X - 12 14 0
 W - Sabathia L - Wang S - (none) A - 44,608

GAME 2 at Jacobs Field, Cleveland, Oct. 5

NYY 0 0 1 0 0 0 0 0 0 0 - 1 3 0
 CLE 0 0 0 0 0 0 1 0 0 1 - 2 9 1
 W - Perez L - Vizcaino S - (none) A - 44,732

GAME 3 at Yankee Stadium, Bronx, N.Y., Oct. 7

CLE 1 1 1 0 0 0 0 1 0 - 4 9 1
 NYY 0 0 1 0 4 3 0 0 x - 8 11 1
 W - Hughes L - Westbrook S - (none) A - 56,358

GAME 4 at Yankee Stadium, Bronx, N.Y., Oct. 8

CLE 2 2 0 2 0 0 0 0 - 6 13 0
 NYY 0 1 0 0 0 1 0 1 1 - 4 12 0
 W - Byrd L - Wang S - Borowski A - 56,315

2009 DIVISION SERIES

The Yankees recorded their third all-time ALDS sweep (also 1998-99 vs. Texas) and their fourth "best-of-five" series sweep (also 1981 ALCS vs. Oakland)...came back from deficits in all three games...out-homered the Twins, 6-0...Yankees starters allowed just 3ER and three extra-base hits in 19.0IP with a 1.42 ERA...Alex Rodriguez batted a team-high .455 (5-for-11) with 2HR and 6RBI.

Minnesota Twins (AL) 0
New York Yankees (AL) 3

GAME 1 at Yankee Stadium, Bronx, N.Y., Oct. 7

MIN 0 0 2 0 0 0 0 0 - 2 10 1
 NYY 0 0 2 1 3 0 1 0 x - 7 9 0
 W - Sabathia L - Duensing S - (none) A - 44,464

GAME 2 at Yankee Stadium, Bronx, N.Y., Oct. 9

MIN 0 0 0 0 0 1 0 2 0 0 - 3 12 1
 NYY 0 0 0 0 0 0 1 0 2 0 1 - 4 7 0
 W - Robertson L - Mijares S - (none) A - 50,006

GAME 3 at Metrodome, Minneapolis, Oct. 11

NYY 0 0 0 0 0 2 0 2 - 4 7 0
 MIN 0 0 0 0 1 0 0 0 - 1 7 0
 W - Pettitte L - Pavano S - Rivera A - 54,735

2009 CHAMPIONSHIP SERIES

The Yankees won their 40th AL pennant...hit 8HR and drew 38BB over the six games, while holding the Majors' second-highest scoring team to an average of 3.2R/G...won Game 2 in 13 innings on a throwing error by Maicer Izturis...CC Sabathia earned ALCS MVP honors, going 2-0 with a 1.13 ERA (16.0IP, 2ER) in two starts...Alex Rodriguez batted a team-high .429 (9-for-21) with 6R, 3HR, 6RBI and 8BB.

Los Angeles Angels (AL) 2
New York Yankees (AL) 4

GAME 1 at Yankee Stadium, Bronx, N.Y., Oct. 16

LAA	0 0 0	1 0 0	0 0 0	-	1	4	3
NY Yankees	2 0 0	0 1 1	0 0 x	-	4	10	0
W - Sabathia	L - Lackey	S - Rivera	A - 48,688				

GAME 2 at Yankee Stadium, Bronx, N.Y., Oct. 17

LAA	0 0 0	0 2 0	0 0 0	0 1 0	0	-	3	8	2
NY Yankees	0 1 1	0 0 0	0 0 0	0 1 0	1	-	4	13	3
W - Robertson	L - Santana	S - (none)	A - 49,922						

GAME 3 at Angel Stadium, Anaheim, Oct. 19

NY Yankees	1 0 0	1 1 0	0 1 0	0 0	-	4	8	0
LAA	0 0 0	0 1 2	1 0 0	0 1	-	5	13	0
W - Santana	L - Aceves	S - (none)	A - 44,911					

GAME 4 at Angel Stadium, Anaheim, Oct. 20

NY Yankees	0 0 0	3 2 0	0 2 3	-	10	13	0
LAA	0 0 0	0 1 0	0 0 0	-	1	5	1
W - Sabathia	L - Kazmir	S - (none)	A - 45,160				

GAME 5 at Angel Stadium, Anaheim, Oct. 22

NY Yankees	0 0 0	0 0 0	6 0 0	-	6	9	0
LAA	4 0 0	0 0 0	3 0 x	-	7	12	0
W - Jepsen	L - Hughes	S - Fuentes	A - 45,113				

GAME 6 at Yankee Stadium, Bronx, N.Y., Oct. 25

LAA	0 0 1	0 0 0	0 1 0	-	2	9	2
NY Yankees	0 0 0	3 0 0	0 2 x	-	5	9	0
W - Pettitte	L - Saunders	S - Rivera	A - 50,173				



The Yankees celebrate the 27th World Series championship in franchise history following their Game 6 victory.

2009 WORLD SERIES

The Yankees won their 27th World Championship and first since 2000...Hideki Matsui (.615 avg., 3HR, 8RBI) was the unanimous World Series MVP, marking the first time a Japanese player earned the honor...had 6RBI (single, double, HR) in the Game 6 clincher, tying Bobby Richardson's single-game World Series record (1960 Game 3)...Andy Pettitte became the third-oldest pitcher to win a World Series clinching game (behind Burleigh Grimes-1931 and Eddie Plank-1913) and the first pitcher in baseball history to start and win all three clinching games of a single postseason (DS, CS, WS).

Philadelphia Phillies (NL) 2
New York Yankees (AL) 4

GAME 1 at Yankee Stadium, Bronx, N.Y., Oct. 28

PHI	0 0 1	0 0 1	0 2 2	-	6	9	1
NY Yankees	0 0 0	0 0 0	0 0 1	-	1	6	0
W - Lee	L - Sabathia	S - (none)	A - 50,207				

GAME 2 at Yankee Stadium, Bronx, N.Y., Oct. 29

PHI	0 1 0	0 0 0	0 0 0	-	1	6	0
NY Yankees	0 0 0	1 0 1	1 0 x	-	3	8	0
W - Burnett	L - Martinez	S - Rivera	A - 50,181				

GAME 3 at Citizens Bank Park, Philadelphia, Oct. 31

NY Yankees	0 0 0	2 3 1	1 1 0	-	8	8	1
PHI	0 3 0	0 0 1	0 0 1	-	5	6	0
W - Pettitte	L - Hamels	S - (none)	A - 46,061				

GAME 4 at Citizens Bank Park, Philadelphia, Nov. 1

NY Yankees	2 0 0	0 2 0	0 0 3	-	7	9	1
PHI	1 0 0	1 0 0	1 1 0	-	4	8	1
W - Chamberlain	L - Lidge	S - Rivera	A - 46,145				

GAME 5 at Citizens Bank Park, Philadelphia, Nov. 2

NY Yankees	1 0 0	0 1 0	0 3 1	-	6	10	0
PHI	3 0 3	0 0 0	2 0 x	-	8	9	0
W - Lee	L - Burnett	S - Madson	A - 46,178				

GAME 6 at Yankee Stadium, Bronx, N.Y., Nov. 4

PHI	0 0 1	0 0 2	0 0 0	-	3	6	0
NY Yankees	0 2 2	0 3 0	0 0 x	-	7	8	0
W - Pettitte	L - Martinez	S - (none)	A - 50,315				

2010 DIVISION SERIES

The Yankees swept Minnesota for the second straight year in the ALDS...marked their first ALDS series win after qualifying for the postseason as a Wild Card...outscored the Twins 17-7 in the series...10 different Yankees drove in at least one run...Yankees relievers combined to allow just 1ER in 7.0IP...Phil Hughes won Game 3 with 7.0 shutout IP (4H, 1BB) in his first career postseason start).

Minnesota Twins (AL) 0
New York Yankees (AL) 3

GAME 1 at Target Field, Minneapolis, Minn., Oct. 6

NY Yankees	0 0 0	0 0 4	2 0 0	-	6	9	0
MIN	0 2 1	0 0 1	0 0 0	-	4	8	0
WP: CC Sabathia	LP: Jesse Crain	SV: Mariano Rivera					

GAME 2 at Target Field, Minneapolis, Minn., Oct. 7

NY Yankees	0 0 0	1 1 0	2 0 1	-	5	12	0
MIN	0 1 0	0 0 1	0 0 0	-	2	6	0
WP: Andy Pettitte	LP: Carl Pavano	SV: Mariano Rivera					

GAME 3 at Yankee Stadium, Bronx, N.Y., Oct. 9

MIN	0 0 0	0 0 0	0 1 0	-	1	7	1
NY Yankees	0 1 1	3 0 0	1 0 x	-	6	12	0
WP: Phil Hughes	LP: Brian Duensing	SV: ---					

2010 CHAMPIONSHIP SERIES

The Yankees lost a postseason series to Texas for the first time after wins in the ALDS in 1996, '98 and '99...were outscored 38-19 in the series and outhit 63-38...their 8-0 loss in Game 3 marked the worst postseason shutout loss in franchise history...Robinson Cano batted .348 (8-for-23) with 4HR and 5RBI...Curtis Granderson reached base safely in 13 of his 25PA (.520).

New York Yankees (AL) 2
Texas Rangers (AL) 4

GAME 1 at Rangers Ballpark, Arlington, Texas, Oct. 15

NYY	0 0 0	0 0 0	1 5 0	-	6 10 1
TEX	3 0 0	2 0 0	0 0 0	-	5 7 1

WP: CC Sabathia **LP:** Darren O'Day **SV:** Mariano Rivera

GAME 2 at Rangers Ballpark, Arlington, Texas, Oct. 16

NYY	0 0 0	1 0 1	0 0 0	-	2 7 0
TEX	1 2 2	0 2 0	0 0 x	-	7 12 0

WP: Colby Lewis **LP:** Phil Hughes **SV:** ---

GAME 3 at Yankee Stadium, Bronx, N.Y., Oct. 18

TEX	2 0 0	0 0 0	0 0 6	-	8 11 0
NYY	0 0 0	0 0 0	0 0 0	-	0 2 0

WP: Cliff Lee **LP:** Andy Pettitte **SV:** ---

GAME 4 at Yankee Stadium, Bronx, N.Y., Oct. 19

TEX	0 0 2	0 0 3	2 0 3	-	10 13 0
NYY	0 1 1	1 0 0	0 0 0	-	3 7 0

WP: Derek Holland **LP:** A.J. Burnett **SV:** Darren Oliver

GAME 5 at Yankee Stadium, Bronx, N.Y., Oct. 20

TEX	0 0 0	0 1 1	0 0 0	-	2 13 1
NYY	0 3 2	0 1 0	0 1 x	-	7 9 0

WP: CC Sabathia **LP:** C.J. Wilson **SV:** ---

GAME 6 at Rangers Ballpark, Arlington, Texas, Oct. 22

NYY	0 0 0	0 1 0	0 0 0	-	1 3 0
TEX	1 0 0	0 4 0	1 0 x	-	6 7 0

WP: Colby Lewis **LP:** Phil Hughes **SV:** ---

2011 DIVISION SERIES

The Yankees dropped to 10-7 all time in Division Series, losing an ALDS for the first time since 2007...Robinson Cano set a Yankees ALDS record with 9RBI...marked the most RBI by a Yankee in a postseason series of five-or-fewer games since Graig Nettles had 9RBI in the 1981 ALCS vs. Oakland...also had four extra-base hits (2 doubles, 2HR)...Jorge Posada posted a .579 OBP with 5 singles, 1 triple, 4BB and 1HP in 19PA...Brett Gardner batted .412 (7-for-17) with 5RBI.

Detroit Tigers (AL) 3
New York Yankees (AL) 2

GAME 1 – September 30, 2011 at Yankee Stadium (completed on October 1)

DET	1 0 0	0 0 0	0 0 2	-	3 7 0
NYY	1 0 0	0 1 6	0 1 x	-	9 11 0

WP: Ivan Nova **LP:** Doug Fister **SV:** None

GAME 2 – October 2, 2011 at Yankee Stadium

DET	2 0 0	0 0 0	0 0 1	-	5 9 0
NYY	0 0 0	0 0 0	0 1 2	-	3 5 1

WP: Max Scherzer **LP:** Freddy Garcia **SV:** None

GAME 3 – October 3, 2011 at Comerica Park

NYY	2 0 0	0 0 0	0 2 0 0	-	4 6 0
DET	0 0 2	0 1 1	1 0 x	-	5 8 0

WP: Justin Verlander **LP:** Rafael Soriano **SV:** Valverde

GAME 4 – October 4, 2011 at Comerica Park

NYY	0 0 2	0 2 0	0 0 6 0	-	10 13 0
DET	0 0 0	1 0 0	0 0 0	-	1 4 0

WP: A.J. Burnett **LP:** Rick Porcello **SV:** None

GAME 5 – October 6, 2011 at Yankee Stadium

DET	2 0 0	0 1 0	0 0 0	-	3 8 0
NYY	0 0 0	0 1 0	1 0 0	-	2 10 0

WP: Doug Fister **LP:** Ivan Nova **SV:** Valverde



The 1977 World Champion Yankees - 35th Anniversary

The 1977 Yankees went 100-62 during the regular season, winning the American League East by 2½ games under manager Billy Martin. The club was led by team captain Thurman Munson, who hit .314 with 18 HR and 100 RBI, while the power was provided by Graig Nettles (.255, 37HR, 107RBI) and Reggie Jackson (.296, 32HR, 110RBI). Sparky Lyle won the AL Cy Young Award, going 13-5 in 72 appearances (137.1IP) out of the bullpen. While no Yankee won more than 16 games, six pitchers won at least 10 (also Figueroa-16, Guidry-16, Gullett-14, Torrez-14, Lyle-13, Tidrow-11). Amazingly, the club reached 100 wins despite starting the season, 2-8. The feat was only made possible by having one of the best late-season stretches in baseball history, with the club going a 41-13 over their final 54 games. They capped their season with a ninth-inning comeback in the deciding Game 5 of the ALCS at Kansas City, along with Jackson's signature three-homer performance in Game 6 of the World Series vs. the Dodgers, which ended a 14-year championship drought dating to 1963.

Top Row – Carlos May, Ken Holtzman, Dick Tidrow, Chris Chambliss. **Third Row Standing** – Gerry Murphy (Traveling Secretary), Gene Monahan (Trainer), Graig Nettles, Reggie Jackson, Sparky Lyle, Mickey Klutts, Mike Torrez, Ron Guidry, George Zeber, Willie Randolph, Lou Piniella, Don Gullett, Ken Clay, Gil Patterson, Ed Figueroa, Cliff Johnson, Paul Blair, Herman Schneider (Trainer). **Front Row Seated** – Bucky Dent, Roy White, Art Fowler, Floyd Boyer, Dick Howser, Billy Martin, Elston Howard, Bobby Cox, Yogi Berra, Fred Stanley, Thurman Munson, Fran Healy, Catfish Hunter. **Seated on Ground** – (Bat Boys) Joe D'Ambrosio, Felix Martinez, John Caldarao. **Absent from Photo** – Mickey Rivers, Pete Sheehy (Equipment Manager).

The 1927 Yankees - "Murderers' Row"

85TH ANNIVERSARY

Many baseball writers and historians consider the 1927 Yankees the greatest baseball team of all time. With a lineup known as Murderers' Row, the club marched to a 110-44 regular season record, leading the AL from wire-to-wire and finishing ahead of the second-place Philadelphia A's by 19.0 games. The club featured seven future Hall of Famers - outfielders Babe Ruth and Earle Combs, first baseman Lou Gehrig, second baseman Tony Lazzeri, pitchers Waite Hoyt and Herb Pennock, and manager Miller Huggins. Additionally, the team was constructed by an eighth Hall-of-Famer, general manager Ed Barrow.

Ruth had his signature season, hitting 60 home runs, including 17 in September. With his final blast of the year off the Washington Senators' Tom Zachary, he surpassed his own single-season record of 59 set in 1921. Ruth also led the Majors in on-base percentage (.486), slugging pct. (.772), runs (158), walks (137) and strikeouts (89).

Hitting behind Ruth in the clean-up spot, Gehrig won the AL MVP Award, batting .373 with 175 RBI, 117 extra-base hits and 447 total bases. While this marked Gehrig's breakout season, his winning the award had a lot to do with the rules of the time, which prohibited a repeat winner (Ruth had won in 1923). Nevertheless Gehrig's totals for extra-base hits, total bases and RBI are the second-highest, third-highest and tied for the fourth-highest, respectively, in a single season in Baseball history.

As a club, the Yankees led the Majors in almost every offensive category, including runs (976), triples (103),

home runs (158), walks (642), batting average (.307), on-base percentage (.384) and slugging percentage (.488). Ruth and Gehrig alone tallied 107 combined homers, just two shy of the New York Giants, who had the second-most as a team in the Majors.

For all the attention that the hitters received, the pitchers were every bit as good. They led the Majors with a 3.20 combined ERA and allowed the third fewest walks (409) and homers (42) among the Majors' 16 teams. They tossed 82 complete games (second in the AL) and led their league with 11 shutouts.

The group was paced by Hoyt, who had the best overall season of his career, going 22-7 with a 2.64 ERA and tying for the AL lead in wins. Urban Shocker, a four-time former 20-game winner with the St. Louis Browns, went 18-6 with a 2.84 ERA, while dealing with a mitral valve disorder that forced him to sleep sitting up and contributed to his death the following year.


The biggest surprise on the staff was Wilcy Moore - a player Barrow discovered in 1926 while reading minor league statistics in the *Sporting News*. Moore became a spot starter as well as the Yankees' principal all-purpose relief pitcher, tossing 213.0 innings (93.0 as a starter, 120.0 as a reliever), going 19-7 and leading the Majors with a 2.28 ERA.

The Yankees capped off their season with a four-game World Series sweep of Pittsburgh, outscoring the Pirates 23-10. Ruth hit the only two homers of the Series and Moore tossed a complete game in the clincher. **NY**



Lineup (Typical Batting Order)		BA	G	AB	R	H	2B	3B	HR	RBI	BB
CF	Earle Combs (L)	.356	152	648	137	231	36	23	6	64	62
SS	Mark Koenig (S)	.285	123	526	99	150	20	11	3	62	25
RF/LF	Babe Ruth (L)	.356	151	540	158	192	29	8	60	164	137
1B	Lou Gehrig (L)	.373	155	584	149	218	52	18	47	175	109
LF/RF	Bob Meusel	.337	135	516	75	174	47	9	8	103	45
2B	Tony Lazzeri	.309	153	570	92	176	29	8	18	102	69
3B	Joe Dugan	.269	112	387	44	104	24	3	2	43	27
C	Pat Collins	.275	92	251	38	69	9	3	7	36	54
Reserves		BA	G	AB	R	H	2B	3B	HR	RBI	BB
2B	Ray Morehart (L)	.256	73	195	45	50	7	2	1	20	29
C	Johnny Grabowski	.277	70	195	29	54	2	4	0	25	20
OF	Cedric Durst (L)	.248	65	129	18	32	4	3	0	25	6
SS-3B	Mike Gazella	.278	54	115	17	32	8	4	0	9	23
OF	Ben Paschal	.317	50	82	16	26	9	2	2	16	4
3B	Julie Wera	.238	38	42	7	10	3	0	1	8	1
C	Benny Bengough	.247	31	85	6	21	3	3	0	10	4
Team Totals		.307	155	5354	976	1644	291	103	158	908	642

Pitchers		W-L	ERA	G	GS	CG	IP	H	R	ER	BB	SO
SP	Waite Hoyt	22-7	2.64	36	32	23	256.1	242	90	75	54	86
SP	Herb Pennock (L)	19-8	3.00	34	26	18	209.2	225	89	70	48	51
SP	Urban Shocker	18-6	2.84	31	27	13	200.0	207	86	63	41	35
SP	Dutch Ruether (L)	13-6	3.38	27	26	12	184.0	202	88	69	52	45
SP	George Pipgras	10-3	4.12	29	21	9	166.1	148	81	76	77	81
SP/RP	Wilcy Moore	19-7	2.28	50	12	6	213.0	185	68	54	59	75
SP/RP	Myles Thomas	7-4	4.85	21	9	1	88.2	111	58	48	43	25
RP	Bob Shawkey	2-3	2.86	19	2	0	43.2	44	19	14	16	23
RP	Joe Giard (L)	0-0	8.00	16	0	0	27.0	38	25	24	19	10
RP	Walter Beal	0-0	9.00	1	0	0	1.0	1	1	1	0	0
Team Totals		110-44	3.20	155	155	82	1389.2	1403	605	494	409	431



Yankee Stadium by the Numbers



THE STRUCTURE

Location: In the Bronx, bounded by 164th St. (north); 161st St. (south); Jerome Ave. (west); River Ave. (east)

Mailing address: Yankee Stadium, One East 161st Street, Bronx, NY 10451

Switchboard phone number: (718) 293-4300

Architect: Populous (formerly HOK Sport)

Construction: Turner Construction

Developer: Tishman Speyer

Square footage: approximately 1.3 million square feet

Distance around the building: 4,755 linear feet

Size of entire site: 634,335 square feet or 14.56 acres

Number of gates: Four (Gates 2, 4, 6 and 8)

Height at highest point: The top of the frieze is 134 feet, 7 inches above Field Level.

Internet bandwidth: 135 megabits

Light bulbs (number of): 20,000

Main centerfield video board size: 59-foot-by-101-foot

Ribbon board ringing the Terrace Level: 3-foot-by-1,279-foot

Great Hall size: 31,000 square feet

Great Hall LED ribbon board: 5-foot-by-383-foot

Great Hall high-definition video board: 24-foot-by-36-foot

Number of player flags in the Great Hall: 10 double-sided

Seating Capacity: 50,291



FIELD

Surface: Kentucky bluegrass grown at DeLea Sod Farms in New Jersey

Acres: 3.14 acres, including the bullpens

Dimensions: LF 318'; LC 399'; CF 408'; RC 385'; RF 314'

Outfield walls height: From left-field foul pole, wall is 8-foot, 6-inches high until the Yankees bullpen, where it gradually descends to 8 feet at the right-field foul pole.

Distance from the plate to the backstop: 52 feet, 4 inches

Yankees bullpen size: averages approximately 82 feet wide by 32 feet deep

Opponents bullpen size: averages approximately 85 feet wide by 30 feet deep

Distance of batter's eye glass to home plate: 432 feet away and 19 feet off the ground

Height of Bleachers Café above the field: 37 feet

Infield foundation: Sand-based

Feet below street level: approximately 17 feet on average

Drainage pipe length: 14,000 linear feet

Irrigation pipe: 17,100 linear feet

Irrigation heads: 116

Distance from first or third base to the nearest spectator: 43 feet

Concourse (average width): 32 feet

Foul poles height: 90 feet

MATERIALS

Concrete: approximately 45,000 cubic yards

Excavation: approximately 363,000 cubic yards

Rebar: approximately 4,000 tons

Structural steel: approx. 11,800 tons in over 30,000 pieces

Piles driven: 1,675 piles averaging 80 feet long

Stone: Indiana Limestone and Deer Isle Granite

Frieze: approx. 1,400 feet long with 300 tons of structural steel

Doors: 1,300

Gallons of paint: 15,000

Length of electrical wire: 946 miles (*Just shy of the distance from Yankee Stadium to George M. Steinbrenner Field in Tampa, which is approximately 1,012 miles*)

Length of Ethernet cable (CAT 6A): 227 miles

Power required to turn on sports lighting: 3,500 KVA

Power required to turn on video board: 2,000 KVA



IN THE BUILDING

Ticket windows: 26 Total, including 19 by Gate 4, four by the Bleachers and three in-Stadium

Concessions (fixed): 27

Concessions (moveable): more than 100

Total concessions points of sale: approximately 444

Retail locations (fixed): 7

Retail locations (moveable): 36

Total retail points of sale: 90

Width of seats: 19 inches to 24 inches

Width of aisles: 4 feet

Legroom in front of seats: 33 inches to 39 inches

Number of elevators: 16 (two each at Gates 2, 4, 6 and 8 and eight in the Great Hall)

Stairways: 30

Pedestrian ramps: 2 (at Gates 2 and 6)

Video monitors: approximately 1,400 flat-panel, high-definition monitors

Cup holders: approximately 45,000

Toilet fixtures: approximately 878

Men's fixtures ratio in non-premium seating: approximately 1 fixture per 78 men (based on 50% male / 50% female attendance)

Women's fixtures ratio in non-premium seating: approximately 1 fixture per 75 women (based on 50% male / 50% female attendance)

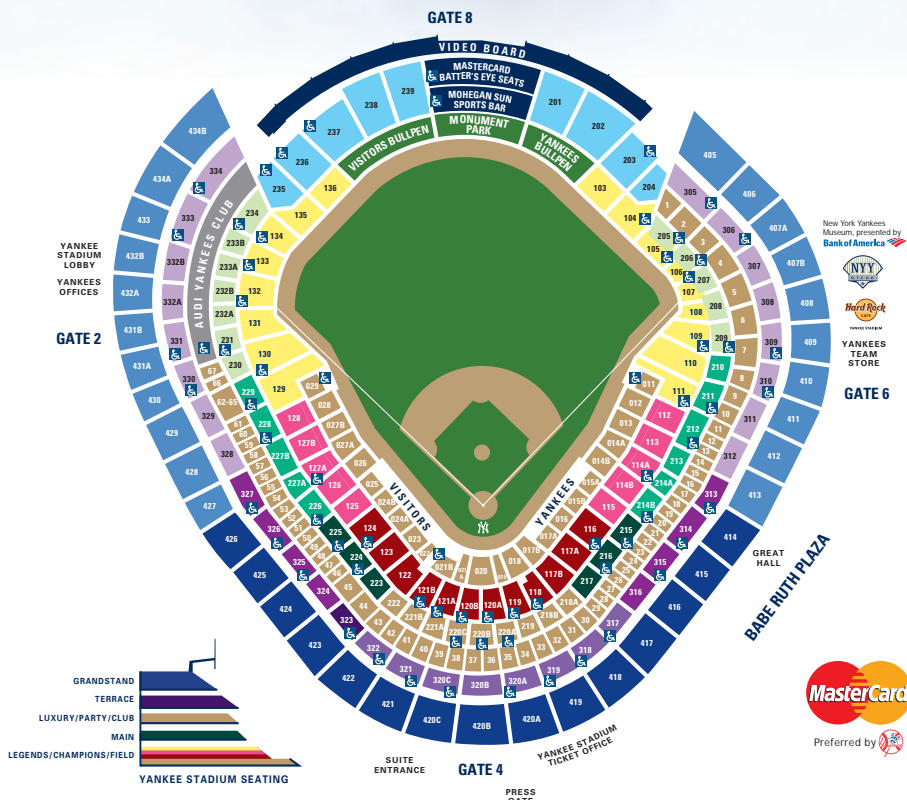
Family bathrooms: 12

Yankees clubhouse dressing area: 3,344 square feet

Visitors clubhouse dressing area: 1,496 square feet



Yankee Stadium Map



New York Yankees Museum, presented by Bank of America

Hard Rock Cafe
YANKEES TEAM STORE

MasterCard
Preferred by

- ALCOHOL-FREE SEATING**
Sections 407A and 433
- ATMs presented by Bank of America**
- Great Hall:** Adjacent to the Guest Relations and Ticket Sales Booth, near Gate 6
- Field Level:** Section 127B-128
- Main Level:** Sections 214A and 222
- Terrace/Grandstand Level:** Sections 313, 320C and 330-331
- Bleachers:** Section 239
- AUDI YANKEES CLUB**
SAP Suite Level
- BUDWEISER HALL OF FAME LOUNGE**
SAP Suite Level

- FAMILY RESTROOMS**
Field Level: Sections 106, 124 and 130
Delta SKY360® Suite: Section 221B
Main Level: Sections 219, 227A and 234
Terrace/Grandstand Level: Sections 311, 317, 327 and 333
- Bleachers:** Section 201
- FIRST AID**
Field Level: Section 128
Main Level: Section 221
Terrace/Grandstand Level: Section 320C
- GREAT HALL**
The Great Hall is located along Babe Ruth Plaza between the exterior wall and the interior of Yankee Stadium between Gates 4 and 6.

- MERCHANDISE STORES**
Yankees Team Store-Home Plate: Great Hall, adjacent Gate 4
Yankees Team Store-Great Hall: Gate 6 (open year-round)
Yankees Women's Team Store: Section 114A
- New Era Team Store:** Main Level, behind home plate
- Monument Park Store:** Field Level, behind centerfield
- Yankees-Steiner Collectibles Store:** Field Level, Section 114B
- MOHEGAN SUN SPORTS BAR**
Mohegan Sun, a world at play
Field Level: Center field above Monument Park

- ELEVATORS**
Yankee Stadium's 16 public elevators are located in the Great Hall and throughout the Stadium.
- ESCALATORS**
Escalators are located adjacent to Gates 4 and 6.

- GUEST RELATIONS BOOTHS/KIOSKS**
Great Hall: Adjacent to Gate 6
Field Level: Section 128
Guest Relations kiosks are located in and around Yankee Stadium to assist guests.
- MALIBU ROOFTOP DECK**
Terrace/Grandstand Level: Adjacent to Section 310

- RAMPS**
Adjacent to Gates 2 and 6
- SAP SUITE LOUNGE**
SAP Suite Level
- TOMMY BAHAMA'S BAR**
Tommy Bahama's
Great Hall, adjacent to Gate 4

NOTICE: For the safety of every Guest, all persons specifically consent to and are subject to metal detector and physical pat-down inspections prior to entry. Any person or property that could affect the safety of Yankee Stadium, its occupants or its property shall be denied entry.

WARNING: During all batting practices, fielding practices, warm-ups and the course of the game and postseason game experience, hard hit baseballs and bats and fragments thereof may be thrown or hit into the stands, concourses and concessions areas. For the safety of every Guest, all Guests must stay alert and be aware of their surroundings at all times while visiting Yankee Stadium. Accordingly, Guests who are concerned with their seat location by reason of the foregoing at any time during the game and/or postseason game experience should contact any Guest Relations representative for an alternate location.



2012 New York Yankees



BACK ROW (L to R): Ivan Nova, Freddy Garcia, Derek Jeter, David Aardsma, CC Sabathia, Rafael Soriano, Boone Logan, Alex Rodriguez, Coody Eppley, Chris Stewart, Mariano Rivera, Michael Pineda, Andy Pettitte

FOURTH ROW (L to R): Mark Kalfalas (Team Security), Pedro Feliciano, Joba Chamberlain, Brett Gardner, Curtis Granderson, Mark Teixeira, David Phelps, Clay Rapada, Derek Lowe, Russell Martin, Phil Hughes, Chad Bohling (Director of Mental Conditioning), Edward Falstock (Executive Director of Team Security)

THIRD ROW (L to R): Dr. Christopher Ahmad (Team Physician), Steve Donohue (Head Athletic Trainer), Rob Cucuzza (Equipment Manager), Robinson Cano, Raul Ibañez, Ichiro Suzuki, David Robertson, Jayson Vix, Nick Swisher, Eric Chavez, Casey McGehee, Andrew Jones, Hiroki Kuroda, Anthony Flynn (Video Coordinator), Lou Cucuzza Jr. (Clubhouse Manager), Doug Cecil (Massage Therapist), Mark Littlefield (Assistant Athletic Trainer), Ben Tulliebitz (Director of Team Travel & Player Services)

SECOND ROW (L to R): Dana Cavalea (Strength & Conditioning Coordinator), Brett Weber (Baseball Operations Coaching Assistant), Mike Hankley (Bullpen Coach), Mick Kelleher (First Base Coach), Larry Rothschild (Pitching Coach), Joe Girardi (Manager), Tony Pena (Bench Coach), Kevin Long (Hitting Coach), Rob Thomson (Third Base Coach), Charlie Weisnawicz (Advance Scout/Head Video Coordinator), Roman Rodriguez (Bullpen Catcher)